



Surf House Weekly Vibration Monitoring Report

For Fort Partners

03/01/2026 to 03/09/2026

Project Narrative

PROJECT INFORMATION

The project consists of the construction of a 12-level condominium structure. The new development will have a footprint of about 65 by 180 feet, and will rise to a maximum elevation of +140 feet NGVD. A single-level basement is also planned for the development, with an anticipated finished floor elevation of -6' 8" feet NGVD. The underground parking garage will have approximate measurements of 206 feet in the east-west direction, and up to 65 feet in the north-south direction. The footprint of the garage structure is anticipated to be roughly 13,600 square feet. The garage will be accessed on the North side by car lifts. The eastern portion of the undeveloped land will include a pool and garden for the residents.

REMOTE VIBRATION MONITORS

A total of thirteen (13) vibration monitors have been installed at this time. The units run continuously for a 24-hour period, with the exception of a short period of time to allow for the devices to download the data collected during the day. The location and identification of each device is presented in the table below and shown graphically on the map. A graph will be displayed for each monitor showing the data point collected during the specified time period. This report will display the historical data and data collected from the week of this report.

The vibration monitors were installed on the dates as listed in the table below:

Installation Date	Location/Name of Vibration Monitor	Serial Number of Vibration Monitor
04/12/2023	8926 Collins VM	UM10647
	8955 Collins VM1	UM6135
	8955 Collins VM2	UM6842
	8955 Collins VM3	UM12622
	8955 Collins VM4	UM13655
04/19/2023	9001 Collins VM1	UM9384
	9001 Collins VM2	UM12058
	9001 Collins VM3	UM12036
	9008 Collins VM1	UM6881
04/20/2023	9008 Collins VM2	UM13186
	8966 Collins VM	UM13654
	8925 Collins VM	UM12761
11/17/2023	8925 Collins VM2	UM13483
3/11/2024	9001 Collins VM3	UM13443
9/18/2024	8955 Collins VM1	UM10191 (Swapped)

9/18/2024	8955 Collins VM2 8955 Collins VM3 8955 Collins VM4	UM12622 – renamed from VM3 to VM2 UM13655 – renamed from VM4 to VM3 UM6842 - relocated from VM2 and renamed VM4
1/30/2026	8955 Collins VM2	UM 13184 – Unit Swapped

REVIEW OF VIBRATION MONITORING DATA

The following definitions identify the wording that will be used in the report to describe the vibration readings:

- Longitudinal: a vibration measurement in the axis in line with the vibration source (back and forth).
- Transverse: a vibration measurement in the axis perpendicular to the vibration source (side to side).
- Vertical: a vibration measurement in the vertical axis (up and down).
- Peak Particle Velocity (PPV): movement within the ground of molecular particles. This is not related to surface movement.

THRESHOLD EXCEEDANCES

A vibration level threshold limit of 0.50 in/sec is being used for the project, with trigger alerts set at 0.30 in/sec, or 60 percent of the established threshold level. Listed below are the instances when the seismographs have exceeded the established threshold limit of 0.50 in/sec.:

Date	Vibration Monitor (VM) Name/Location	Peak Particle Velocity (in./sec.)
4/25/2023 8:50	9001 Collins VM3	0.5229 ¹
4/25/2023 8:53		0.7891 ¹
4/28/2023 11:45	9001 Collins VM3	0.5595 ¹
5/4/2023 8:36	8955 Collins VM2	0.5207 ²
5/24/2023 12:54	8955 Collins VM3	2.4235 ³
7/26/2023 12:57	9001 Collins VM3	0.7699 ⁴
8/1/2023 12:12	8955 Collins VM2	0.584 ⁵
	9001 Collins VM3	0.7879 ⁵
8/7/2023 10:10	8955 Collins VM3	0.7472 ⁶
8/7/2023 10:18		0.6684 ⁶
8/11/2023 13:49	8955 Collins VM3	1.3533 ⁷
9/18/2023 14:04	8926 Collins VM	0.7838 ⁸
9/29/2023 20:22	9001 Collins VM3	0.5362 ⁹

10/3/2023 12:32	9001 Collins VM3	0.6973 ¹⁰
11/1/2023 14:25, 16:02, 16:04,16:05, 16:09, 16:12, 16:13, 16:15, 16:30, 16:32, 16:38, 16:39, 16:40, 16:41, 16:53, 16:54, 16:55, 16:57, 16:58, 17:00	8955 Collins VM4	0.5179, 0.8769, 0.5787, 0.5977, 0.9536, 0.6088, 0.6709, 1.0895, 0.7938, 0.7277, 0.6662, 0.9731, 0.5418, 0.521, 0.8794, 0.7637, 0.989, 0.6178, 0.6157, 0.5691 ¹¹
11/2/2023 9:04, 9:09	8955 Collins VM4	0.7727, 0.7252 ¹¹
11/3/2023 10:55, 11:30, 14:48, 14:50, 14:57	8955 Collins VM4	0.6848, 0.5043, 1.33, 0.9101, 0.5452 ¹¹
11/6/2023 8:41, 8:42	8955 Collins VM4	0.5427 ¹² 0.944 ¹²
11/8/2023 11:37	8955 Collins VM3	0.5222 ¹³
11/13/2023 8:39, 8:44, 8:52, 8:54, 8:55, 9:23, 11:27, 16:05	8955 Collins VM3	0.7891 0.5195, 0.5412, 0.7367, 0.6684, 0.5899, 0.7028, 0.5989 ¹⁴
11/14/2023 9:44, 9:45, 9:47, 9:50, 9:51, 9:55, 9:58, 9:59, 10:02, 10:52, 12:55, 13:21	8955 Collins VM3	0.5483, 1.1668, 1.1391, 0.5843, 0.7491, 0.571, 0.8614, 0.5784, 0.5297, 0.6144, 0.625, 0.5036 ¹⁴
11/15/2023 9:51	8955 Collins VM2	0.6256 ¹⁴
11/20/2023 10:52, 10:58, 11:01, 11:03, 11:37	8955 Collins VM2	0.5027, 0.7199, 0.5064, 0.7916, 0.5458 ¹⁵
11/29/2023 9:41	8925 Collins VM2	1.2164 ¹⁶
2/4/2024 11:27	8925 Collins VM2	0.9703 ¹⁷
3/10/2024 1:50, 1:53	9001 Collins VM3	10.003, 10.003 ¹⁸
3/11/2024 12:14	9001 Collins VM3	0.5896 ¹⁹
3/13/2024 12:38	9008 Collins VM1	9.7241 ²⁰
3/15/2024 4:52	9008 Collins VM2	0.8279 ²¹
4/10/2024 9:52	9008 Collins VM1	0.5117 ²²
4/17/2024 13:51, 14:09	9001 Collins VM2	0.826, 6.2875 ²³
6/21/2024 7:57	9001 Collins VM3	0.539 ²⁴
8/16/2024 10:34	8925 Collins VM	0.5632 ²⁵
8/26/2024 9:19, 9:20, 9:27, 9:31,	8955 Collins VM2	0.8909, 0.7969, 0.6284, 0.5052,

9:32, 9:33, 9:41, 9:42, 9:43, 9:44, 9:47, 10:07, 10:11, 10:26, 10:28, 10:29, 10:30, 10:31, 10:32		0.6067, 0.5862, 0.5095, 0.5176, 0.5555, 0.5586, 0.5036, 0.6402, 0.5604, 0.6814, 0.6665, 0.6011, 0.6209, 0.7857, 0.5995 ²⁶
9/13/2024 11:55	8955 Collins VM2	0.5536 ²⁷
9/25/2024 19:53	8925 Collins VM2	0.8456 ²⁸
10/1/2024 8:24	8955 Collins VM3	0.6091 ²⁹
10/24/2024 16:53	8955 Collins VM2	0.7094 ³⁰
10/30/2024 12:02	8955 Collins VM2	0.6619 ³¹
11/18/2024 9:21 11/18/2024 17:14	8955 Collins VM2	0.6448 ³² 0.5148 ³²
11/20/2024 15:07	9001 Collins VM3	0.6129 ³³
11/22/2024 7:06	9001 Collins VM3	1.7979 ³⁴
11/26/2024 17:09	8955 Collins VM2	0.6361 ³⁵
12/05/2024 15:30 12/06/2024 14:28	8955 Collins VM2	0.507 ³⁶ 0.5592 ³⁶
12/09/2024 17:39	8925 Collins VM2	10.0003 ³⁷
12/9/2024 16:56	8955 Collins VM2	0.5406 ³⁸
12/10/2024 8:07 9:08 9:09	8955 Collins VM2	0.516 ³⁸ 0.5561 ³⁸ 0.5254 ³⁸
12/11/2024 8:19	8955 Collins VM2	0.79 ³⁸
12/12/2024 14:31 14:51	8955 Collins VM3	0.5753 ³⁸ 1.0073 ³⁸
12/13/2024 10:41	8955 Collins VM2	0.5077 ³⁸
12/27/2024 08:40	8955 Collins VM2	0.5514 ³⁹
12/30/2024 12:55 13:02	9001 Collins VM1	2.457 ⁴⁰ 1.6651 ⁴⁰
12/30/2024 13:08 13:37	8955 Collins VM2	0.58 ⁴¹ 0.5924 ⁴¹
1/3/2025 15:10 15:19 15:37 15:39	9001 Collins VM1	0.7652 ⁴² 1.6595 ⁴² 0.7435 ⁴² 2.6655 ⁴²
1/3/2025 15:47	8955 Collins VM2	0.7683 ⁴³
1/9/2025 10:26	8955 Collins VM1	0.5492 ⁴⁴
1/11/2025 18:14	9001 Collins VM3	0.6004 ⁴⁵
1/13/2025 8:42	8955 Collins VM2	0.6073 ⁴⁶
1/14/2025 6:45, 9:27, 10:11, 10:14, 10:38, 11:53	8955 Collins VM2	0.5188, 0.5648, 2.4797, 0.669, 7.2476, 4.3415 ⁴⁶
1/15/2025 9:59,	8955 Collins VM3	0.6035, 1.2214, 6.3151, 1.6893,

10:00, 10:03, 10:04, 10:08, 10:09, 10:10, 10:18, 10:21, 10:25, 11:22, 11:45, 12:05, 12:10, 12:48, 12:50, 12:52, 12:56, 13:03, 13:08, 13:41,	8955 Collins VM3	9.1926, 1.0172, 0.9418, 0.5772, 1.0045, 1.0979, 2.1787, 2.5604, 3.8503, 3.9862, 0.7485, 0.6178, 2.1566, 1.6862, 0.5424, 5.3199, 5.0875 ⁴⁶
1/15/2025 11:11, 11:56, 11:57, 12:58 13:51, 13:56, 13:57, 14:06, 14:10, 14:15, 14:24, 16:41, 17:03	8955 Collins VM2	1.366, 8.7386, 8.589, 0.7032, 1.3883, 1.109, 1.0262, 0.9672, 0.8816, 0.7305, 2.2237, 0.5939, 0.5151 ⁴⁶
1/16/2025 10:12, 10:45, 14:16	8955 Collins VM2	0.6839, 0.8146, 0.5278 ⁴⁶
1/17/2025 11:41, 11:44, 11:49, 11:50, 11:51, 11:52, 11:53, 11:54, 11:55, 12:07, 12:12, 12:13, 12:14, 12:20, 12:22, 12:24, 12:25, 12:26	8955 Collins VM3	0.5595, 0.5257, 1.0184, 0.9993, 0.8918, 1.8677, 0.9427, 0.6979, 0.943, 0.6821, 1.3706, 1.1863, 1.3492, 0.7258, 0.7997, 0.602, 0.7944, 0.6026 ⁴⁶
2/6/2025 11:37, 11:42, 11:45, 11:51	8955 Collins VM3	0.6898, 0.5669, 0.5415, 0.544 ⁴⁷
2/6/2025 17:42	8955 Collins VM2	0.7118 ⁴⁸
2/10/2025 17:38	8955 Collins VM2	0.5129 ⁴⁹
2/11/2025 14:31, 14:55	8955 Collins VM2	0.598, 0.5843 ⁴⁹
2/13/2025 17:25	8955 Collins VM2	0.6976 ⁴⁹
3/10/2025 12:14, 12:17, 12:20	9001 Collins VM1	1.6003, 0.9148, 0.6529 ⁵⁰
3/11/2025 15:06	8966 Collins VM	0.889 ⁵¹
4/3/2025 11:25	9008 Collins VM1	3.0956 ⁵²
4/4/2025 12:07	8926 Collins VM	0.548 ⁵³
4/8/2025 17:31	9008 Collins VM1	0.5285 ⁵⁴
4/24/2025 11:21	9001 Collins VM3	0.6793 ⁵⁵
4/29/2025 11:09	9001 Collins VM3	0.518 ⁵⁶
5/3/2025 11:12	9001 Collins VM3	0.556 ⁵⁷
5/14/2025 16:06	8925 Collins VM2	1.778 ⁵⁸
5/15/2025 10:59, 11:04, 11:05, 11:07 11:18	8955 Collins VM2	0.588, 1.476, 1.168, 0.578, 0.573 ⁵⁹
5/20/2025 13:11, 13:24, 13:33, 13:52, 14:05, 14:19, 14:32	8955 Collins VM2	0.586, 0.633, 0.557, 0.508, 0.84, 0.509, 0.571 ⁶⁰
5/21/2025 15:06	8955 Collins VM2	0.554 ⁶¹
5/27/2025 9:10	8955 Collins VM3	0.681

5/27/2025 13:17		1.19 ⁶²
5/28/2025 9:11	8955 Collins VM2	0.53 ⁶³
5/29/2025 10:54	8955 Collins VM3	0.544 ⁶³
5/30/2025 9:51	8955 Collins VM2	0.614 ⁶³
7/2/2025 7:15	9001 Collins VM3	0.575 ⁶⁴
7/21/2025 10:40	9001 Collins VM1	0.514 ⁶⁵
7/22/2025 13:46	8955 Collins VM2	1.193 ⁶⁶
8/21/2025 10:37	8925 Collins VM2	10.000 ⁶⁷
8/26/2025 12:50	9001 Collins VM1	2.161 ⁶⁸
9/12/2025 12:16	8955 Collins VM4	1.406 ⁶⁹
9/22/2025 21:21	9001 Collins VM3	0.781 ⁷⁰
9/23/2025 17:35	9001 Collins VM3	0.695 ⁷¹
10/15/2025 2:04	8955 Collins VM4	1.273 ⁷²
11/12/2025 11:00	9001 Collins VM3	1.762 ⁷³
11/13/2025 7:05, 19:54, 23:00	9001 Collins VM3	1.783, 1.764, 1.766 ⁷⁴
11/14/2025 17:01	9001 Collins VM3	1.744 ⁷⁵
12/3/2025 12:45	9001 Collins VM3	1.79 ⁷⁶
12/4/2025 21:20	9001 Collins VM3	1.811 ⁷⁷
12/5/2025 1:49	8955 Collins VM1	0.6555 ⁷⁸
12/17/2025 8:12	8955 Collins VM1	1.569 ⁷⁹
12/29/2025 9:01	9001 Collins VM3	2.586 ⁸⁰
1/1/2026 8:50	9001 Collins VM3	2.496 ⁸¹
1/7/2026 21:01	9001 Collins VM3	1.865 ⁸²
1/8/2026 10:52, 11:11	9001 Collins VM3	1.859, 1.857 ⁸³
1/12/2026 13:24, 14:36	9001 Collins VM3	2.287, 5.607 ⁸⁴
1/16/2026 13:24	8955 Collins VM2	0.572 ⁸⁵
1/28/2026 13:49	9001 Collins VM3	0.756 ⁸⁶
1/28/2026 14:07	8955 Collins VM2	1.209 ⁸⁷
2/6/2026 12:53	9001 Collins VM3	2.489 ⁸⁸
2/13/2026 17:29	9001 Collins VM3	1.175 ⁸⁹
2/19/2026 15:55, 15:57	8955 Collins VM2	1.624, 0.679 ⁹⁰
2/23/2026 9:31, 9:32	8955 Collins VM2	0.569, 0.514 ⁹¹
2/26/2026 8:27	8955 Collins VM2	2.33 ⁹²

Notes:

- ¹ Exceedances are a result of the enclosure for the vibration equipment being moved by a worker.
- ² Exceedance appears to be the result of some interior chipping activity or staging of equipment on the south façade of the building.
- ³ Exceedance was caused by a physical test of the system performed by GEO-Instruments. Event was unrelated to any construction activity.
- ⁴ Alert caused by neighboring property workers leaning against the VM system. None of the excavators were active at the time of the event.
- ⁵ Exceedance was caused by lightning events in the close vicinity of the VM systems.
- ⁶ Exceedance was caused by demolition of building slab.
- ⁷ Exceedance was caused by demolition of building slab.
- ⁸ Exceedance was caused by landscaping work being performed in the vicinity of the VM system. No other units showed exceedances at the time of this event.
- ⁹ Exceedance occurred when no work was being performed on-site. This exceedance appears to be a result of pedestrian activity in the vicinity of the VM system.
- ¹⁰ Exceedance was caused by work being performed at the garage entrance of 9001 Collins nearby the VM system.
- ¹¹ Exceedance due to demolition of concrete basement wall adjacent to the VM monitoring station.
- ¹² Exceedance due to demolition of concrete basement wall adjacent to the VM monitoring station.
- ¹³ Exceedance due to demolition of concrete basement wall adjacent to the VM monitoring station.
- ¹⁴ Exceedance due to demolition of concrete basement wall adjacent to the VM monitoring station.
- ¹⁵ Exceedance due to demolition of concrete basement wall adjacent to the VM monitoring station.
- ¹⁶ Exceedance was due to maintenance being performed on the monitoring system.
- ¹⁷ Exceedance appears to be a result of lightning events in the close vicinity of the VM system. No work was taking place on-site at the time of this event.
- ¹⁸ Exceedance was caused by vandalization of the cabinet and theft of the solar panel. The instrument cable was damaged during the process. A replacement VM system was installed on 3/11/2024. The solar panel also requires replacement.
- ¹⁹ Exceedance was due to testing of replacement VM system.
- ²⁰ Exceedance was caused by a worker moving the VM cabinet.
- ²¹ Exceedance was due to the VM system being bumped inadvertently during system maintenance.
- ²² Exceedance appears to be due to the enclosure for the VM system being bumped by a worker.
- ²³ Exceedances appears to be due to the enclosure for the VM system being bumped by an outside worker.
- ²⁴ Exceedance occurred when no was taking place on-site. Exceedance due to workers for neighboring property bumping into the unit.
- ²⁵ Exceedance caused by contractors for the Mirage building dropping materials near the VM system. Exceedances was not related to work at the Surf House project site.
- ²⁶ Isolated, localized exceedances occurred in vibration monitor in close proximity of the construction activity. Other monitoring devices installed on 8955 Collins Avenue (total four monitoring stations) or devices on adjacent properties (total 9 devices installed on all neighboring properties) did not register vibration exceedances.

A protocol for this construction activity was established by Pistorino & Alam with help of Malcolm Drilling Company, Geo-Instruments, M2E, and NV5.

Engineer representatives of Geo-Instruments, Pistorino & Alam, and M2E were present on site during the entire activity and protocol was followed to stop construction activities at every exceedance and examine the surrounding buildings and site area before proceeding.

²⁷ Exceedance caused by excavator moving on-site nearby VM system.

²⁸ Exceedance occurred when no work activity was taking place. This event is not related to any work related to the construction project.

²⁹ Exceedance was from site logistics for moving equipment in close proximity to the VM system.

³⁰ Exceedance was due to soft sifting close to the monitor to change irrigation lines. No machinery or activity from construction was working at the time of this alert.

³¹ Exceedance was due to an excavator moving very close to the monitor to prepare the surface for soil mixing rig.

³² Exceedances occurred when no work was taking place on-site in the vicinity of the VM system. Exceedances appear to be related to other activities taking place off-site.

³³ Exceedance caused by outside pedestrian sitting on the VM cabinet. Vibration event was not related to the construction activity.

³⁴ Exceedance resulted from trash truck pickup at the loading dock of the adjacent property. Event was not related to construction activity on-site.

³⁵ Exceedance was due to the VM system being bumped inadvertently during system maintenance.

³⁶ Exceedances were due to the rig on-site working in close proximity to the VM sensor. Work was stopped and instance was investigated. Adjacent monitors were checked, no vibrations were registered. No significant vibrations were observed on site by personnel. The rig was stationed in very close proximity of the sensor, in a distance less than two feet away which caused the alert.

³⁷ Exceedance was due to the unit being vandalized. System was found on 12/10/2024 to be toppled over with the cables to cut. The system was inspected by GEO-Instruments on 12/12/2024 and confirmed that any readings from the unit following this event were not valid. A replacement system is scheduled for installation early this week.

³⁸ Exceedances were due to the rig on-site working in close proximity to the VM sensor. Work was stopped and instances were investigated. Adjacent monitors were checked, no vibrations were registered. No significant vibrations were observed on site by personnel. The rig was stationed in very close proximity of the sensor, in a distance less than two feet away which caused the alert.

³⁹ Exceedances occurred during maintenance of the VM system. This event was not related to the construction activities.

⁴⁰ Exceedances were due to system testing following system re-installation. These events were not related to the construction activities on-site.

⁴¹ Exceedances were caused by equipment moving in close proximity to the VM system.

⁴² Exceedances were due to maintenance for testing of the communication for the VM system. These events were not related to the construction activities on-site.

⁴³ Exceedances were caused by materials being unloaded in close proximity to the VM system.

⁴⁴ The system was inspected following the alert. No vibration related work activities were taking place on-site at the time of the alarm. This exceedance appears to be related to activities off-site unrelated to the construction project.

⁴⁵ The system was inspected following the alert. No work activity was taking place on-site at the time of the event. This exceedance appears to be unrelated to the construction project.

⁴⁶ Exceedances on these dates were due to electricians performing maintenance work at the adjacent property. These systems were disturbed as part of the maintenance work. The systems were re-installed the afternoon of 1/16/2025, while some work continued the following day.

⁴⁷ Exceedances occurred when DSM mixing was operating within feet of the VM system. An existing pile was hit which caused isolated vibration exceedances.

- ⁴⁸ No work was taking place on-site at the time of the event. This exceedance appears to be caused by cleaning crews working near the VM systems.
- ⁴⁹ Exceedances were localized and isolated due to rig working in very close proximity (less than 3ft away) from the VM sensor.
- ⁵⁰ Exceedances occurred when there was a trash pickup at the property next door. These do not appear to be related to any of the construction activities.
- ⁵¹ Exceedance occurred when FPL was performing work nearby the system and bumped the instrument.
- ⁵² Exceedance occurred due to the VM enclosure being relocated for placement of trailers and equipment in the lot. The geophone cable was ripped out of the geophone by the contractor when the cabinet was moved. The geophone was replaced on 4/8/2025.
- ⁵³ Exceedances occurred during maintenance of the VM system. This event was not related to the construction activities.
- ⁵⁴ Exceedance occurred as part of testing for the replacement system installed on this date. This event is not related to construction activities.
- ⁵⁵ Exceedance appears to be related to a trash pickup at the property next door. This does not appear to be related to any of the construction activities.
- ⁵⁶ Exceedance appears to be related to activities at the property next door, or pedestrians off site near the unit. This does not appear to be related to any of the construction activities.
- ⁵⁷ Exceedance appears to be related to a trash pickup at the property next door. This does not appear to be related to any of the construction activities.
- ⁵⁸ Exceedance occurred while performing maintenance on the VM system. This event is not related to construction activities.
- ⁵⁹ Exceedances occurred when a moving company was performing work nearby the system. These events do not appear to be related to the adjacent construction activities.
- ⁶⁰ Exceedances were due to workers on the Arte building bumping the VM system with their tool boxes and materials. These events do not appear to be related to the adjacent construction activities.
- ⁶¹ Exceedance was due to workers on the Arte building bumping the VM system with their tool boxes and materials. These events do not appear to be related to the adjacent construction activities.
- ⁶² Exceedances were due to workers on the Arte building working nearby VM system. These events do not appear to be related to the adjacent construction activities.
- ⁶³ Exceedances on these dates appears to be a result of work activities taking place at the Arte building near the VM systems. These events do not appear to be related to the adjacent construction activities.
- ⁶⁴ Exceedance appears to be related to a trash pickup at the property next door. This does not appear to be related to any of the construction activities.
- ⁶⁵ Exceedance appears to be related to landscapers performing work on the adjacent property. This does not appear to be related to any of the construction activities.
- ⁶⁶ Exceedance occurred while performing maintenance on the VM system. This event is not related to construction activities.
- ⁶⁷ Exceedance occurred during maintenance of the VM system and is not related to the construction activity.
- ⁶⁸ Exceedance appears to be related to landscapers performing work on the adjacent property. This does not appear to be related to any of the construction activities.
- ⁶⁹ Exceedance occurred during maintenance of the VM system and is not related to the construction activity.
- ⁷⁰ Exceedance occurred after site working hours and is not related to construction activities.
- ⁷¹ Exceedance occurred after site working hours and is not related to construction activities.
- ⁷² Exceedance occurred after site working hours and is not related to construction activities.

⁷³ Exceedance appears to be related to activities at the adjacent property and not from construction work.

⁷⁴ Exceedance occurred after site working hours and is not related to construction activities.

⁷⁵ Exceedance occurred after site working hours and is not related to construction activities.

⁷⁶ Exceedance occurred during maintenance of the VM system and is not related to the construction activity.

⁷⁷ Exceedance occurred during non-working hours and is not related to construction activities.

⁷⁸ Exceedance occurred during non-working hours and is not related to construction activities.

⁷⁹ Exceedance appears to be related to activities at the adjacent property and not from construction work. No other exceedances occurred at this system following this event.

⁸⁰ Exceedance appears to be related to activities at the adjacent property and not from construction work. No other exceedances occurred at this system following this event.

⁸¹ Exceedance appears to be related to activities at the adjacent property and not from construction work. No other exceedances occurred at this system following this event.

⁸² Exceedance occurred during non-working hours and is not related to construction activities.

⁸³ Exceedances appear to be related to trash pickup at the adjacent property. No other exceedances occurred at this system following these events.

⁸⁴ Exceedances are due to working placing tools on top of the enclosure for the VM causing these events. No other exceedances occurred at this system following these events.

⁸⁵ Exceedance occurred during maintenance of the VM system and is not related to the construction activity.

⁸⁶ Exceedance occurred during maintenance of the VM system and is not related to the construction activity.

⁸⁷ Exceedance occurred during maintenance of the VM system and is not related to the construction activity.

⁸⁸ Exceedance appears to be related to trash pickup at the adjacent property. No other exceedances occurred at this system following these events.

⁸⁹ Exceedance occurred during non-working hours and is not related to construction activities.

⁹⁰ Exceedance appears to be related to activities at the adjacent property and not from construction work. No other exceedances occurred at this system following this event.

⁹¹ Exceedance appears to be related to activities at the adjacent property and not from construction work. No other exceedances occurred at this system following this event.

⁹² Exceedance appears to be related to activities at the adjacent property and not from construction work. No other exceedances occurred at this system following this event.

DATES WHEN VIBRATION DATA WAS NOT RECORDED

Below is a table of dates when readings were not recorded on the vibration monitor, along with the cause of the reason for each occurrence.

Date	Vibration Monitor (VM) Name/Location
4/12/2023 17:00 – 4/19/2023 18:00	8955 Collins VM2 ¹
4/22/2023 6:00 – 4/28/2023 10:00	8955 Collins VM3 ²
5/3/2023 2:30 – 5/5/2023 12:30	8926 Collins VM ³

5/23/2023 1:15 – 5/31/2023 11:42	8926 Collins VM ⁴
5/30/2023 19:00 – 6/2/2023 13:49	9001 Collins VM1 ⁵
6/30/2023 11:05 – 7/3/2023 12:25	8955 Collins VM3 ⁶
9/21/2023 16:16 - 9/22/23 8:56	9001 Collins VM3 ⁷
10/25/2023 16:20 – 10/26/2023 7:28	8955 Collins VM1 ⁸
11/2/2023 12:56 – 11/3/2023 7:55	8955 Collins VM4 ⁹
11/2/2023 9:35 – 11/7/23 13:44	9001 Collins VM2 ¹⁰
12/29/2023 14:53 – 01/02/2024 9:54	9001 Collins VM1 ¹¹
01/09/2024 23:28 – 01/11/2024 9:23	9001 Collins VM2 ¹²
01/28/2024 17:15 – 01/29/2024 9:15	8966 Collins VM ¹³
04/05/2024 8:05 – 04/08/2024 9:33	8955 Collins VM2 ¹⁴
4/30/2024 4:41 – 4/30/2024 16:18 4/30/2024 23:28 – 5/1/2024 8:24 5/2/2024 19:51 – 5/3/2024 12:39 5/3/2024 18:39 – 5/6/2024 7:23	9001 Collins VM2 ¹⁵
5/2/2024 7:59 – 5/2/2024 15:18	8925 Collins VM2 ¹⁶
5/11/2024 3:20 – 5/13/2024 5:20	8955 Collins VM2 ¹⁷
5/22/2024 17:39 – 5/23/2024 14:40	9001 Collins VM2 ¹⁸
6/2/2024 00:05 – 6/6/2024 13:50	8955 Collins VM2 ¹⁹
7/17/2024 08:55 – 7/17/2024 22:04	8955 Collins VM1 ²⁰
7/27/2024 05:22 – 7/30/2024 12:28	8955 Collins VM1 ²¹
9/12/2024 00:39 – 9/13/2024 13:18 9/15/2024 7:59 – 9/16/2024 17:23 9/18/2024 12:48 – 9/18/2024 14:15	8955 Collins VM1 ²²
11/30/2024 9:40 – 12/03/2024 15:41	8955 Collins VM2 ²³
12/09/2024 17:39 – 12/15/2024 23:59	8925 Collins VM2 ²⁴
12/19/2024 16:59 – 12/30/2024 12:52	9001 Collins VM1 ²⁵
3/28/2025 13:57 – 4/02/2025 18:06	8925 Collins VM2 ²⁶
4/7/2025 8:08 – 4/8/2025 17:22	8926 Collins VM ²⁷
4/28/2025 3:59 – 5/7/2025 14:16	8955 Collins VM2 ²⁸
5/20/2025 14:32 – 5/21/2025 10:52 5/21/2025 15:41 – 5/22/2025 09:48 5/22/2025 13:51 – 5/27/2025 17:04	8955 Collins VM2 ²⁹
6/2/2025 21:34 – 6/5/2025 11:51	8925 Collins VM2 ³⁰
6/5/2025 1:00 – 6/5/2025 11:23	8955 Collins VM3 ³¹
6/24/2025 12:29 – 6/24/2025 20:01	8955 Collins VM2 ³²
8/5/2025 14:29 – 8/6/2025 15:30	9008 Collins VM2 ³³
8/12/2025 11:03 – 8/13/2025 16:32	9001 Collins VM1 ³⁴

10/3/2025 5:52 – 10/3/2025 13:34	8955 Collins VM2 ³⁵
11/15/2025 2:11 – 11/19/2025 9:48	9008 Collins VM2 ³⁶
12/22/2025 3:04 – 12/23/2025 12:59	8955 Collins VM2 ³⁷
1/4/2026 15:27 – 1/6/2026 13:44	8926 Collins VM ³⁸
3/15/2026 02:49 – 3/18/2026 12:55	8955 Collins VM2 ³⁹

Notes:

¹ During the setup of this system, the modem was not allowing connection to the system. Due to the communication issue, the unit was not activated. The modem was replaced on 4/19/2023 to allow communication and the unit was activated at that time.

² Communication to this system was interrupted on 4/17/2023. The communications were re-established on 4/28/2023 and all data was processed. Unit lost power on 4/22/2023 and was restarted on 4/28/2023 during the testing of the system.

³ Battery power of system was expended and required replacement, completed on 5/5/2023.

⁴ Battery power of system was expended and requires battery replacement. Battery replaced on 6/2/2023.

⁵ Battery power of system was expended and required battery replacement. Battery was replaced on 6/2/2023.

⁶ A site visit was made on 7/3/2023 to resolve the communication issue with this system. At this time the battery was also swapped out due to low power. The system was restarted, and all data was recovered from the past week.

⁷ Unit was turned off while doing maintenance and was inadvertently left off following maintenance. This was noted the following morning, and the unit was returned to normal operation.

⁸ Unit was turned off while doing maintenance and was inadvertently left off. This was noted the following morning, and the unit was returned to normal operation.

⁹ Unit was found to have stopped monitoring during the day on 11/2/2023. This was discovered the morning of 11/3/2023 and the unit was returned to normal operation following review of the system setup.

¹⁰ Maintenance was performed on the system on 11/2/2023 to change batteries. Following the battery change it was found that the modem would not turn on. A replacement modem was installed on 11/3/2023 which allowed communications to the system, but the monitoring unit was not passing sensor checks. The issue appears to be a result of a short that occurred in the unit. A replacement VM system was installed on 11/7/2023.

¹¹ Battery power of system was expended and requires battery replacement. Battery was replaced on 1/2/2024.

¹² Battery power of system was expended and required battery replacement. Battery was replaced on 1/11/2024.

¹³ Battery power of system was expended and required battery replacement. Battery was replaced on 1/29/2024.

¹⁴ System stopped monitoring on 4/5/2024 and required a manual restart. The unit was returned to normal operation on 4/8/2024.

¹⁵ System was showing breaks in readings due to low power on batteries. Batteries were replaced on 5/6/2024.

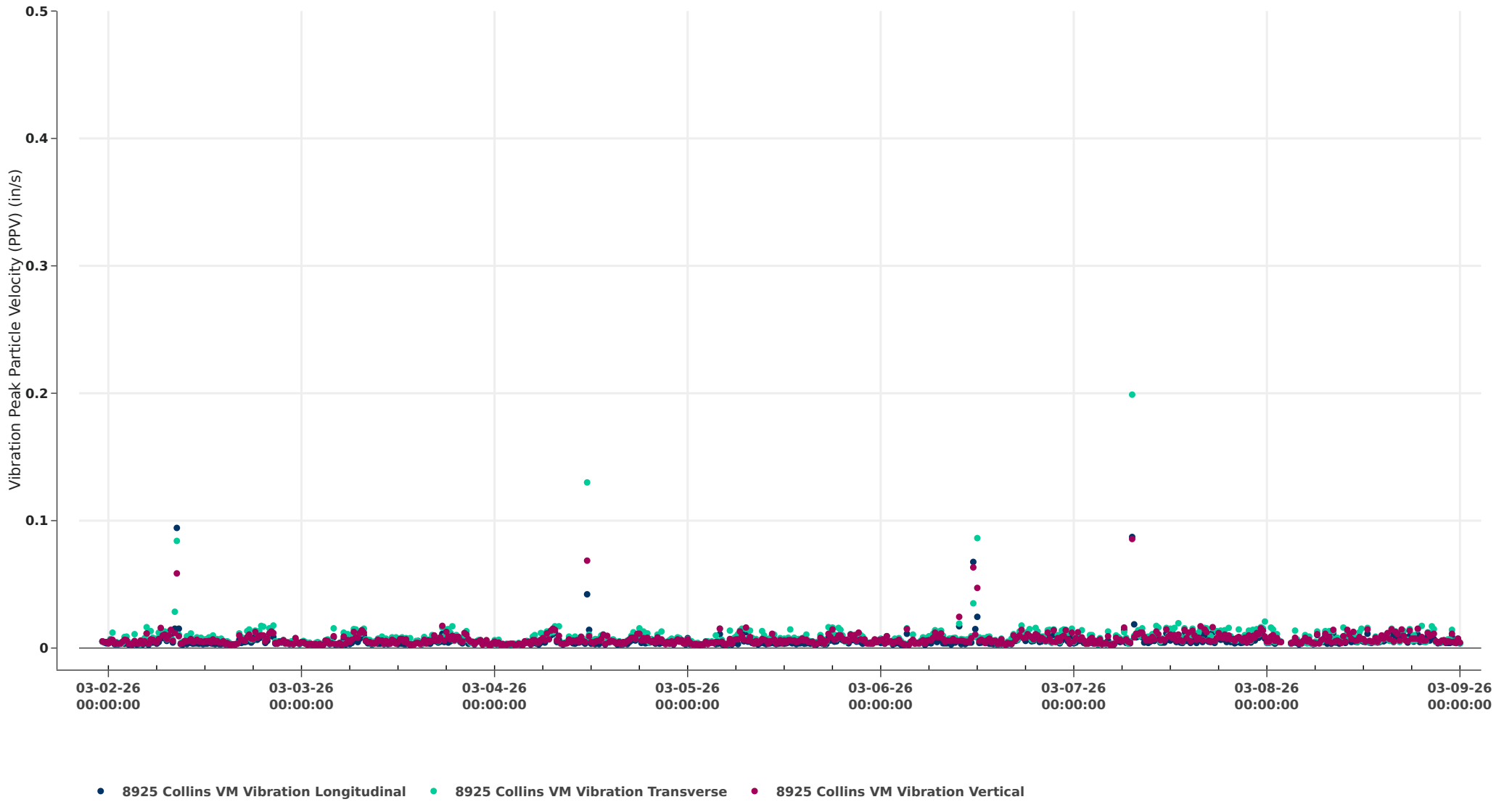
¹⁶ Monitoring for the system was stopped remotely for data transfer, but communication was lost following the transfer. The system was restarted once communication was re-established.

- ¹⁷ System did not return to typical operation following a data transfer. System was restarted once the issue was noted.
- ¹⁸ Battery power of system was expended and required battery replacement. Battery was replaced on 5/23/2024.
- ¹⁹ Battery power of system is expended and required battery replacement. Battery was replaced on 6/6/2024 and all data from the system has been recovered and is included in this report.
- ²⁰ Monitoring for the system was stopped remotely for data transfer, but communication was lost following the transfer. The system was restarted once communication was re-established.
- ²¹ Battery power of system was expended and required battery replacement. Battery was replaced on 7/30/2024.
- ²² Battery power of the system was expended and required replacement. Battery was replaced on 9/17/2024 and VM system was swapped due to the internal lithium battery no longer working.
- ²³ Battery power of system was expended and required battery replacement. Battery was replaced on 12/3/2024.
- ²⁴ System was vandalized on 12/9/2024. A replacement system is scheduled for installation the week of 12/16/2024.
- ²⁵ VM system was removed from the site in error. A replacement system is scheduled for installation the week of 12/23/2024.
- ²⁶ Battery power of system was expended and required battery replacement. Battery was replaced on 04/02/2025.
- ²⁷ VM system was disconnected from the external battery by others on 4/4/25. The internal battery was depleted on 4/7/25 prior to the battery being reconnected on 4/8/25.
- ²⁸ VM systems external battery appears to have become disconnected from the system. A site visit was made to address this issue, but resulted in lost readings due to the depleted internal battery
- ²⁹ VM system was temporarily turned off due to outside activities causing vibration events unrelated to construction. System was returned to normal operation following the unit relocation on 5/27/2025.
- ³⁰ Battery power of system was expended and required battery replacement. Battery was replaced on 06/05/2025.
- ³¹ Battery power of system was expended and required battery replacement. Battery was replaced on 06/05/2025.
- ³² Battery power of system was expended and required battery replacement. Battery was replaced on 06/24/2025.
- ³³ Battery power of system was expended and required battery replacement. Battery was replaced on 08/6/2025.
- ³⁴ Battery power of system was expended and required battery replacement. Battery was replaced on 08/13/2025.
- ³⁵ Battery power of system was expended and required battery replacement. Battery was replaced on 10/3/2025.
- ³⁶ Battery power of system was expended and required battery replacement. Battery was replaced on 11/19/2025.
- ³⁷ Battery power of system was expended and required battery replacement. Battery was replaced on 12/23/2025.
- ³⁸ Battery power of system was expended and required battery replacement. Battery was replaced on 01/06/2026.
- ³⁹ Battery power of system was expended and required battery replacement. Battery was replaced on 03/18/2026.

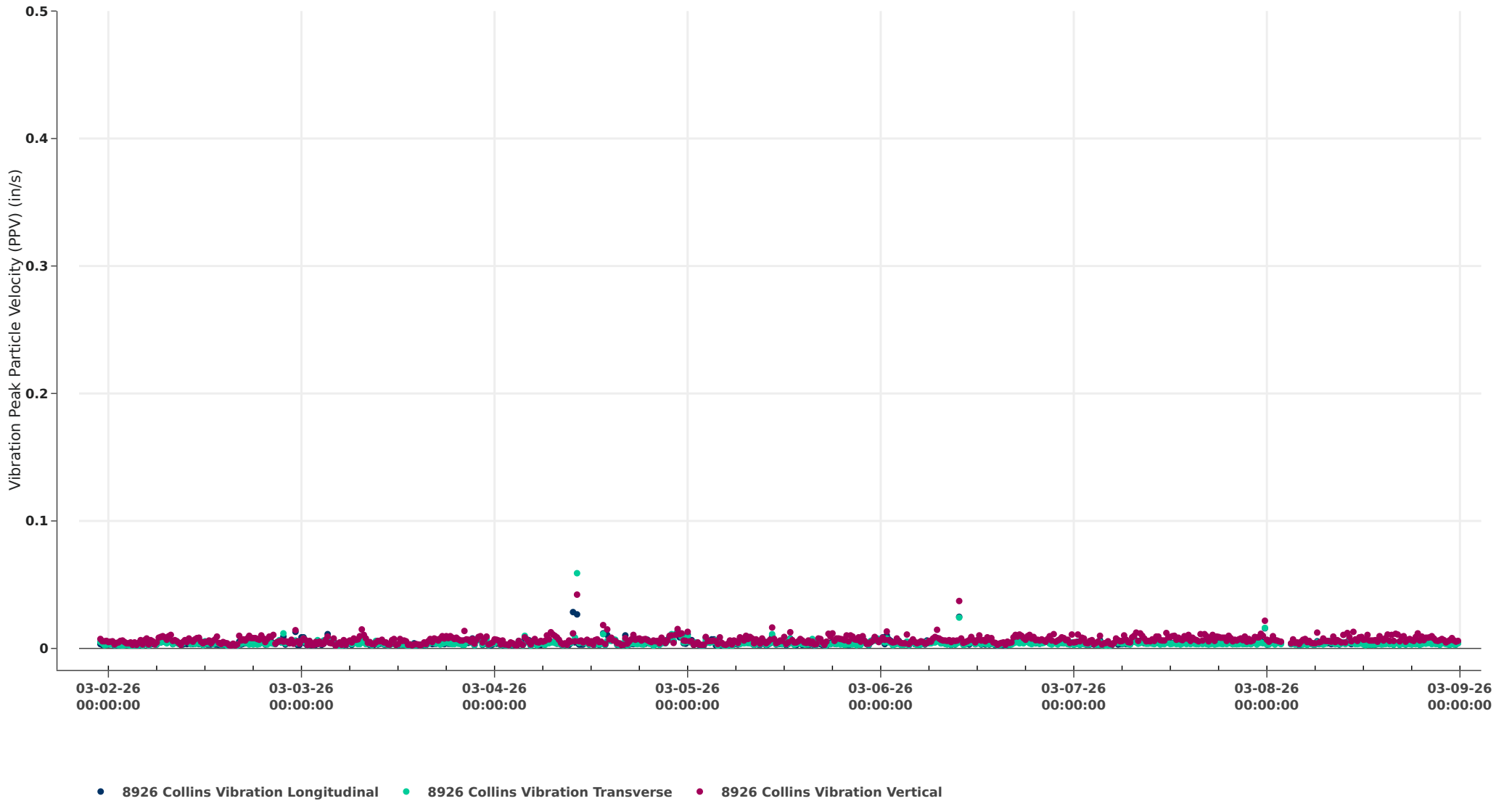
Report Map View



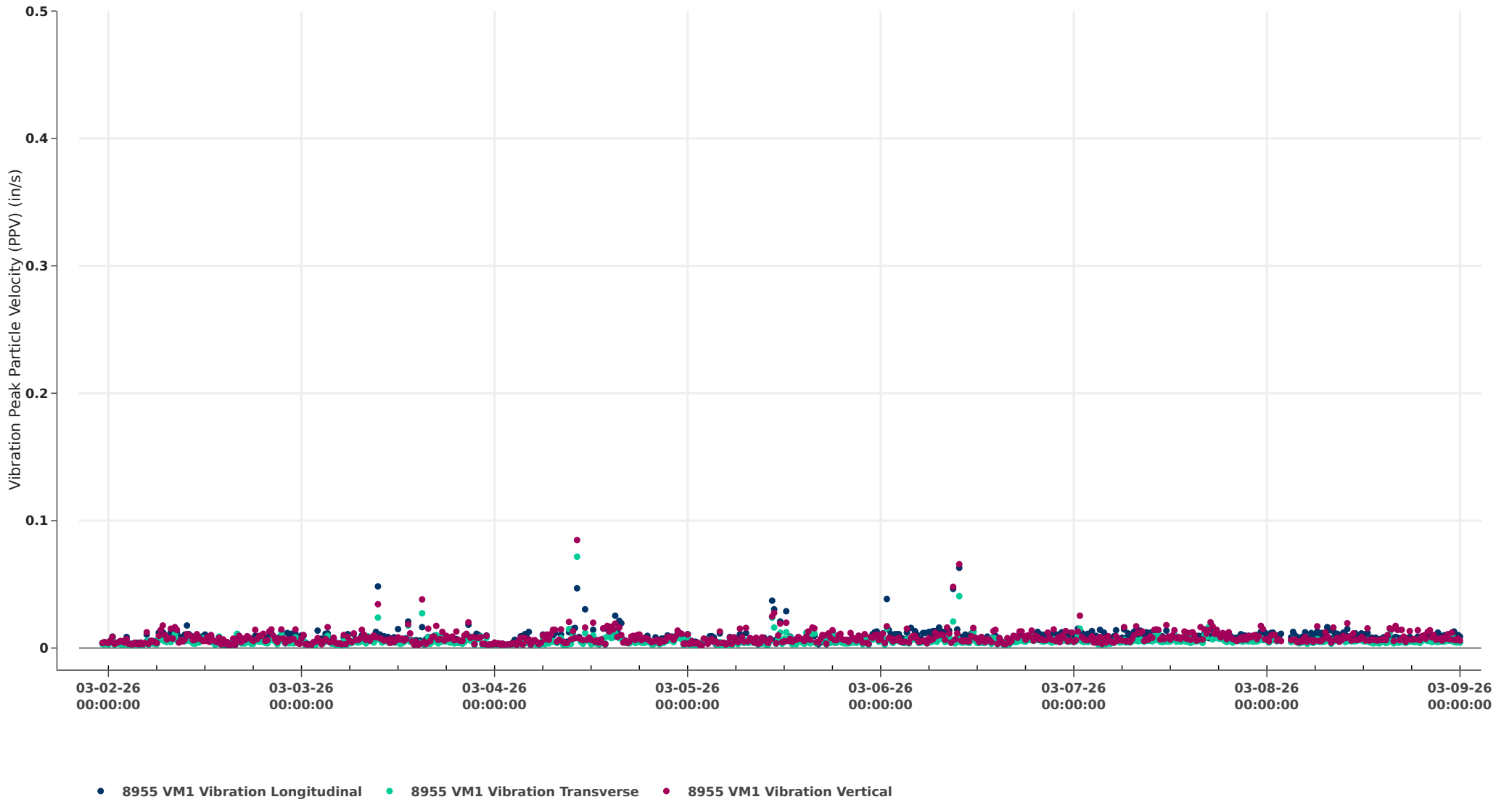
8925 Collins Vibration



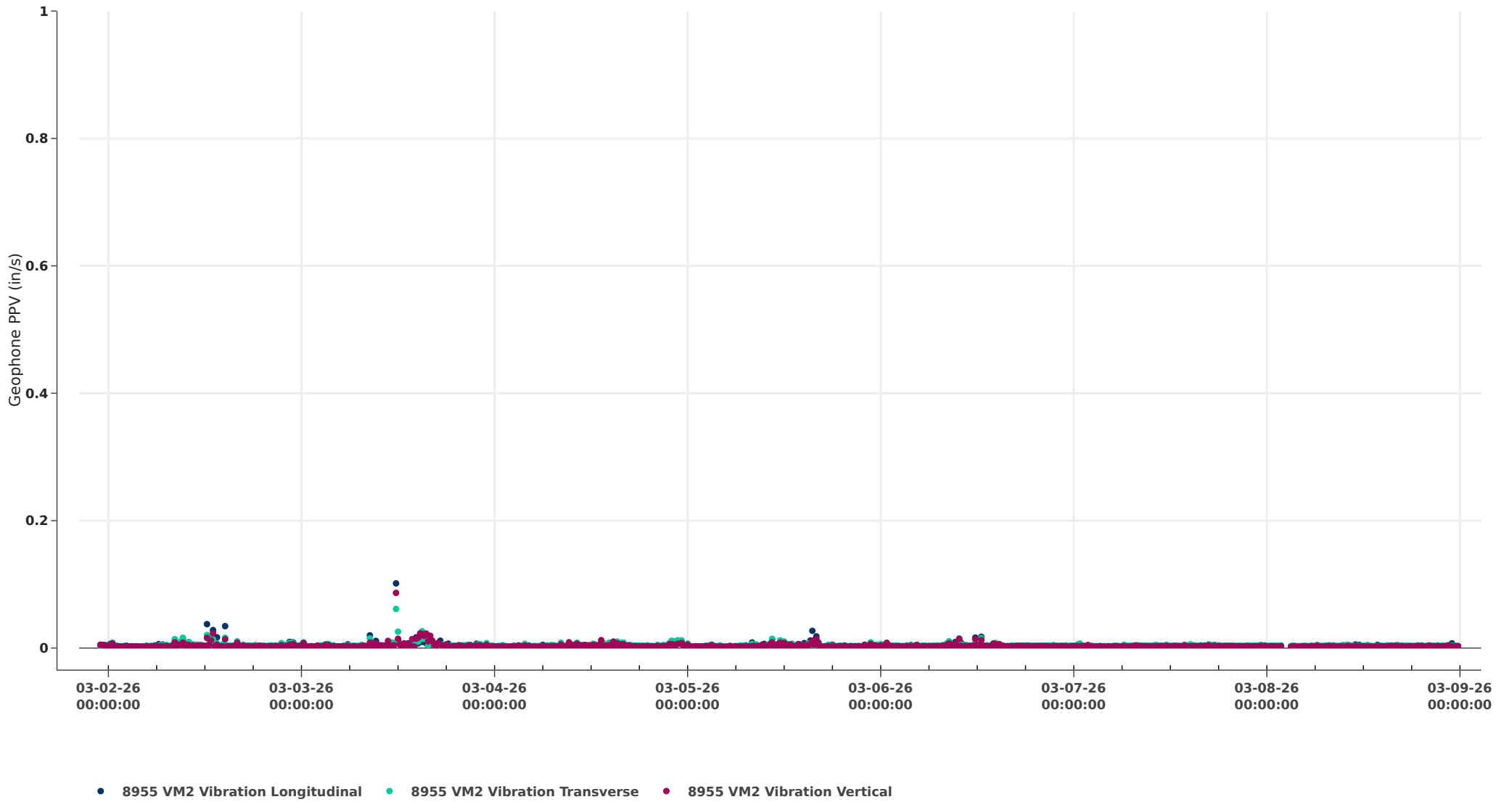
8926 Collins Vibration



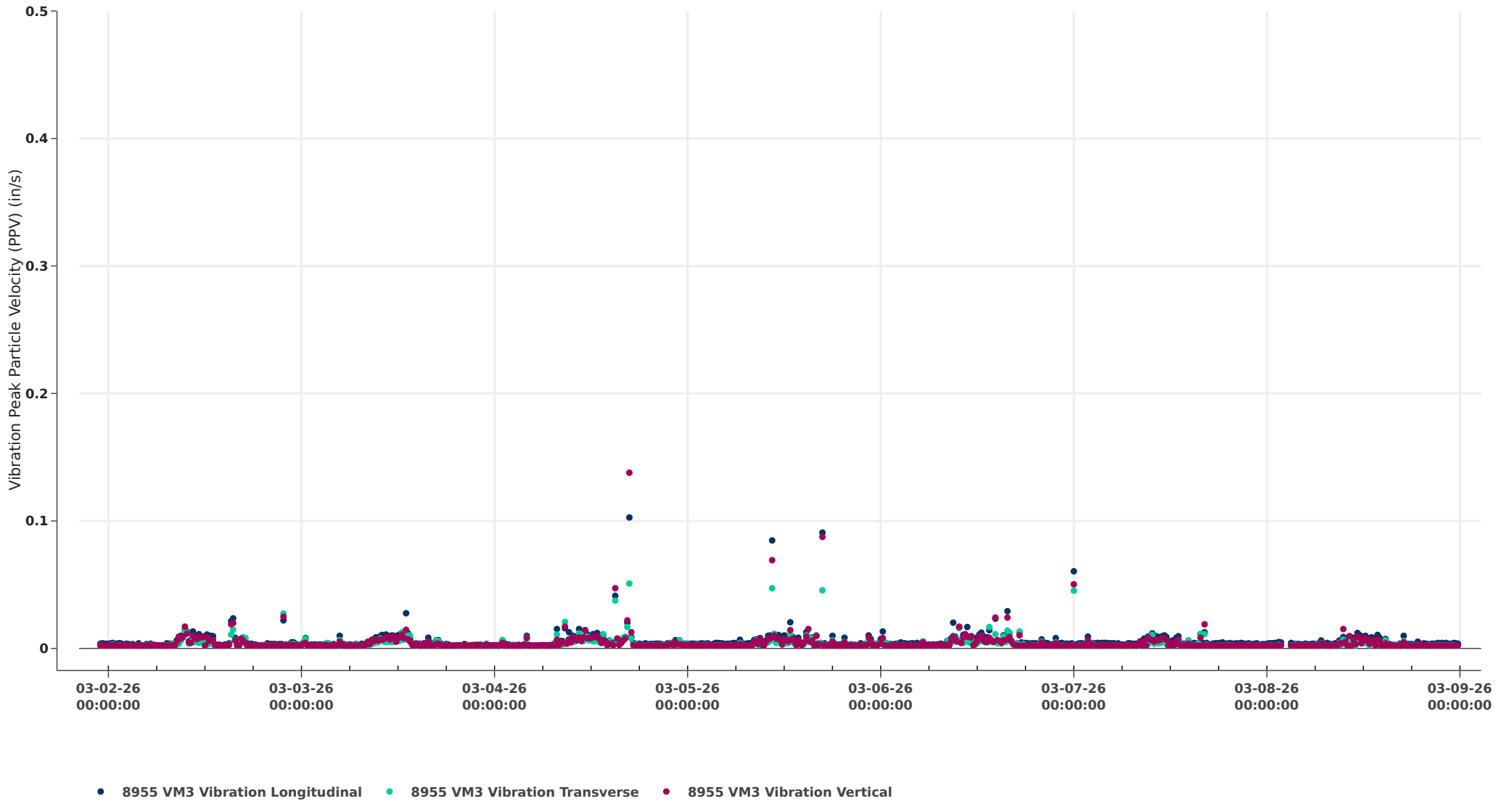
8955 Collins VM1 Vibration



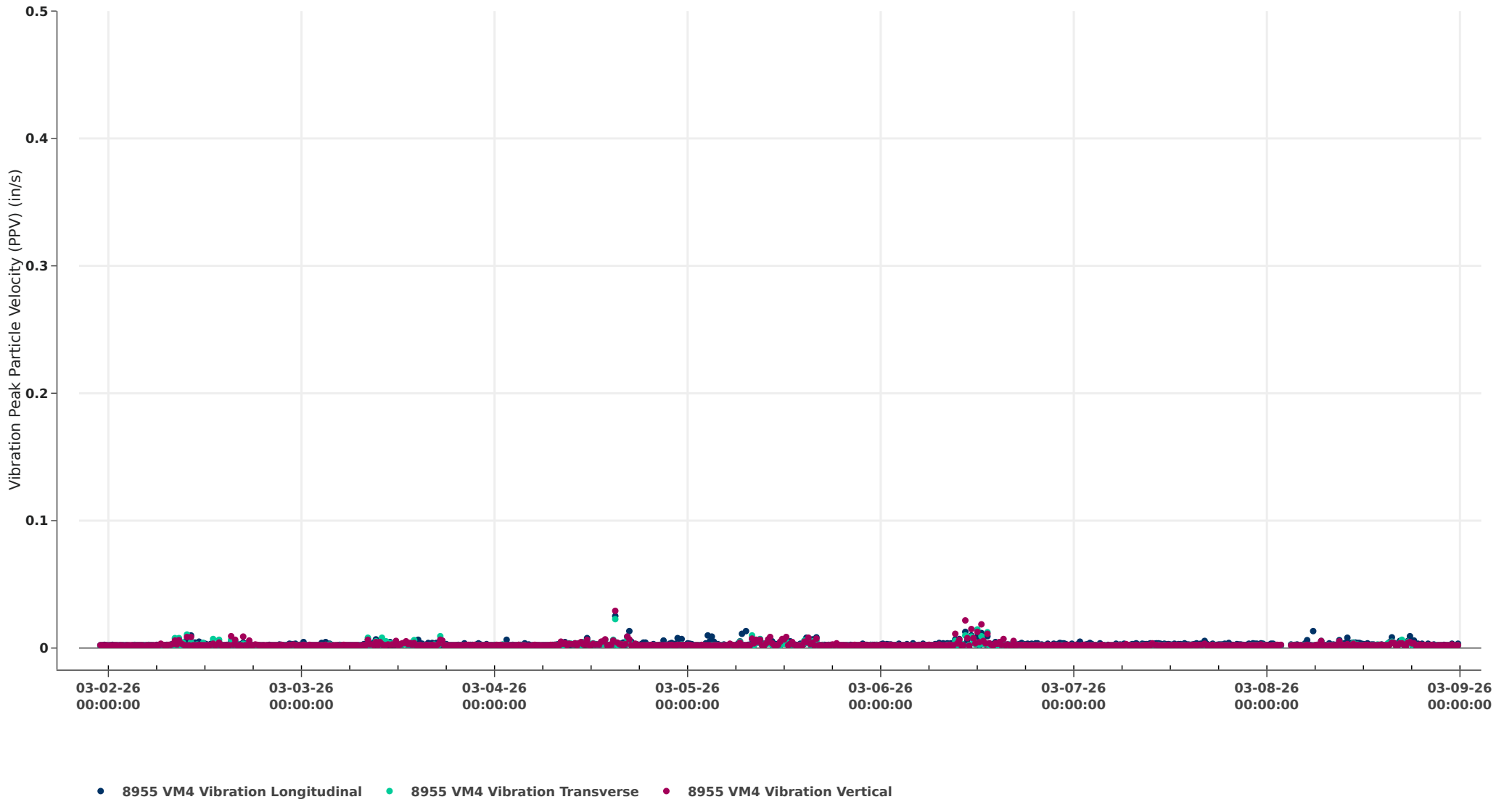
8955 Collins VM2 Vibration



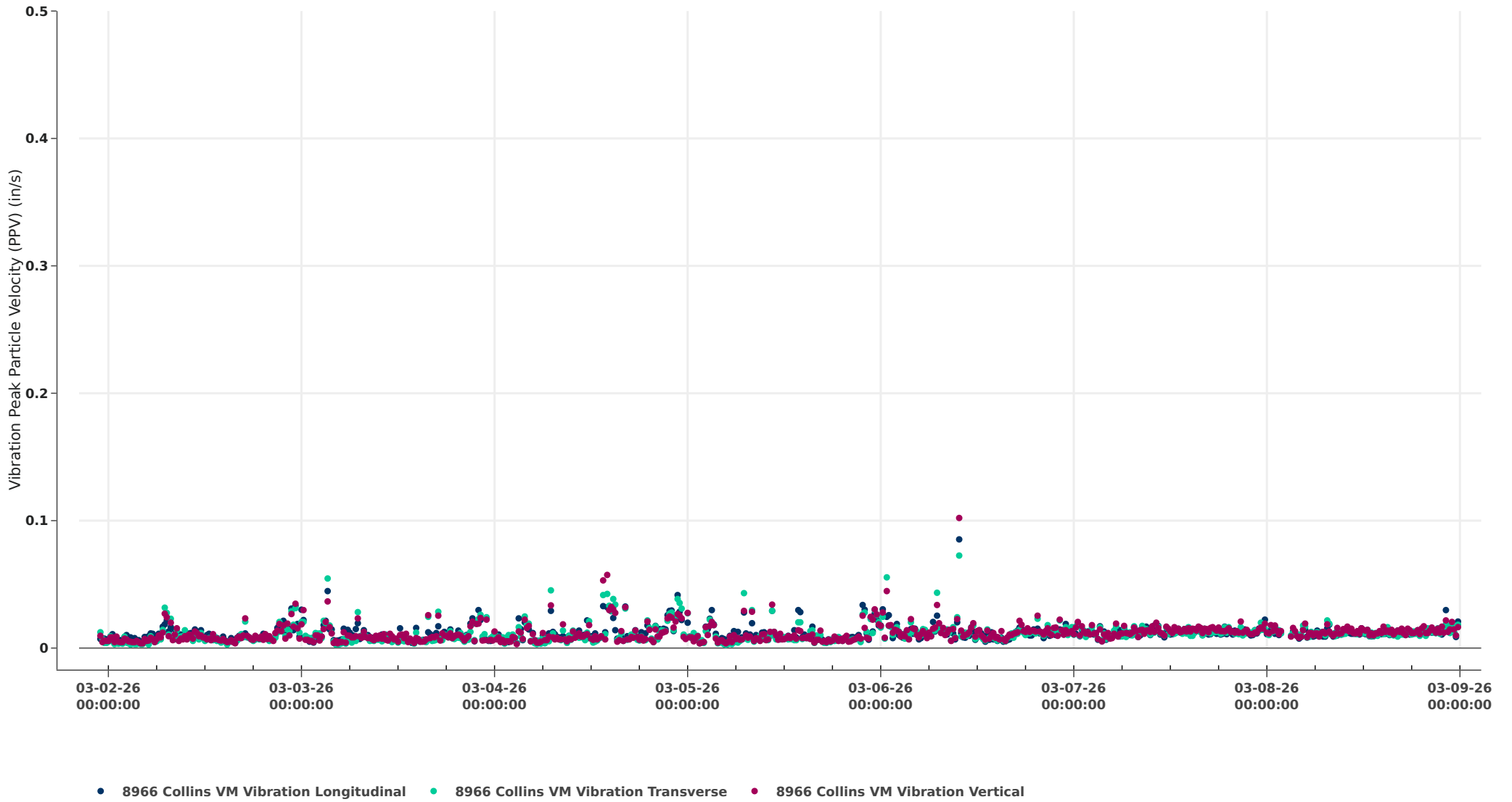
8955 Collins VM3 Vibration



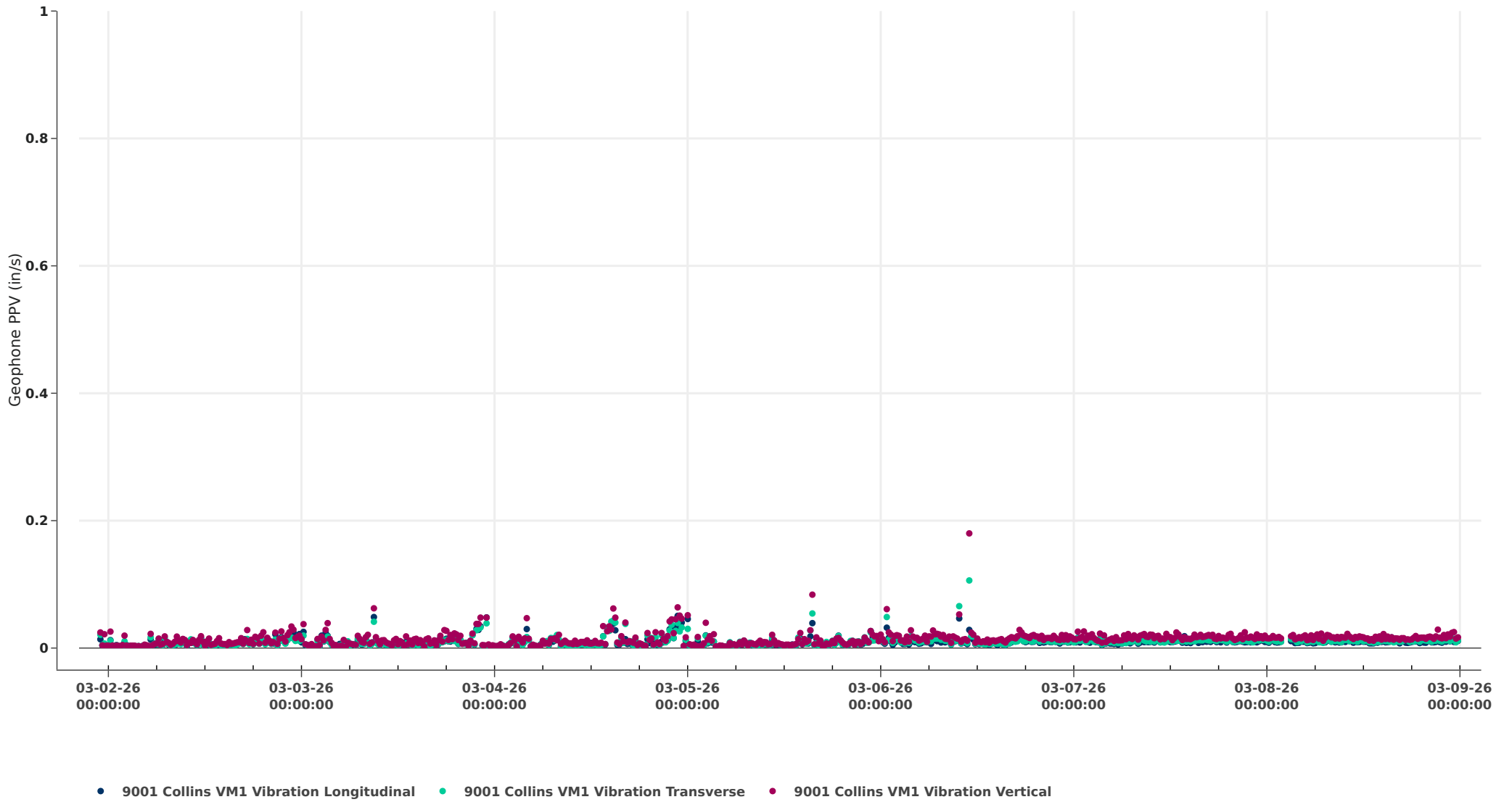
8955 Collins VM4 Vibration



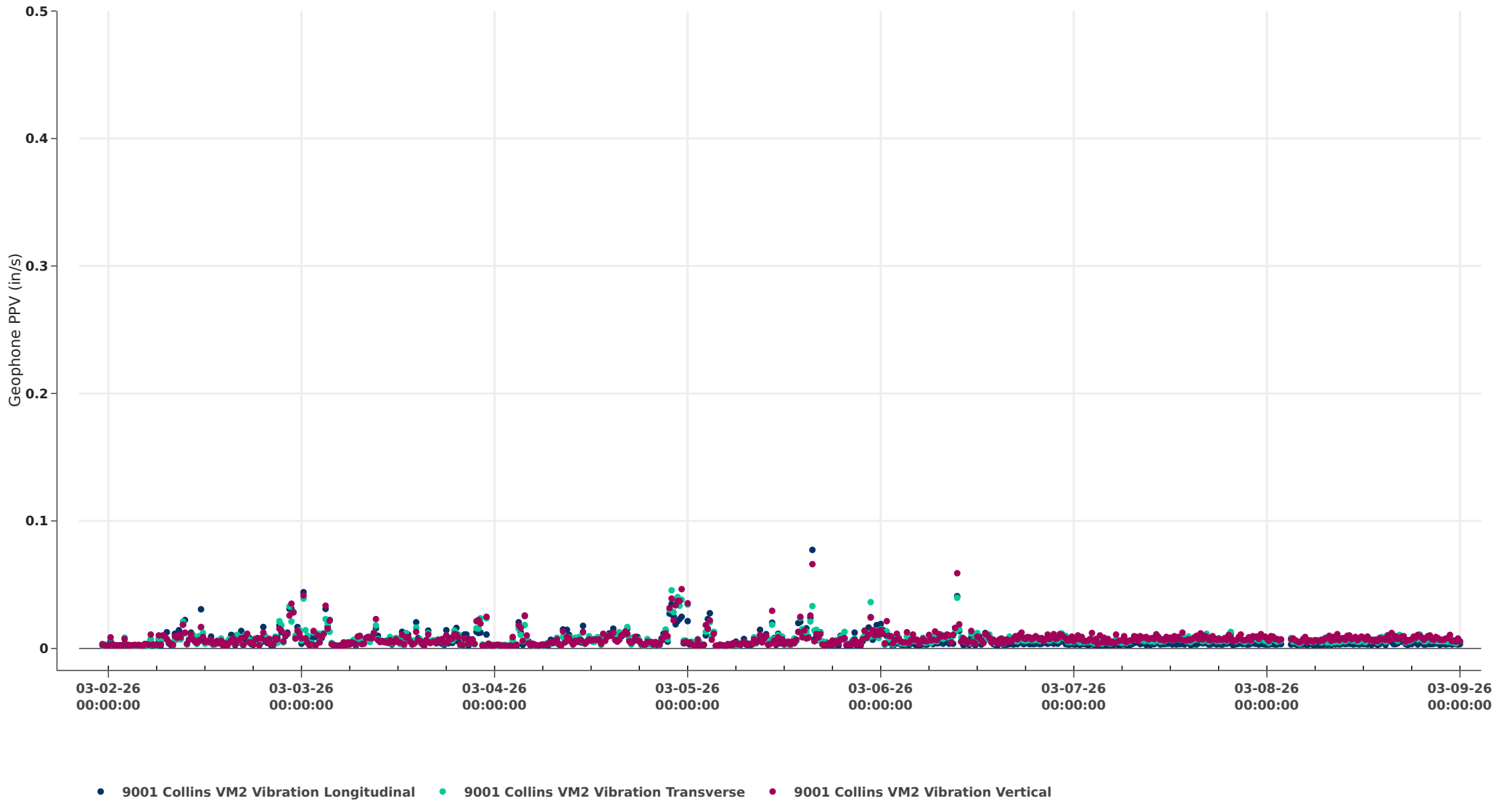
8966 Collins Vibration



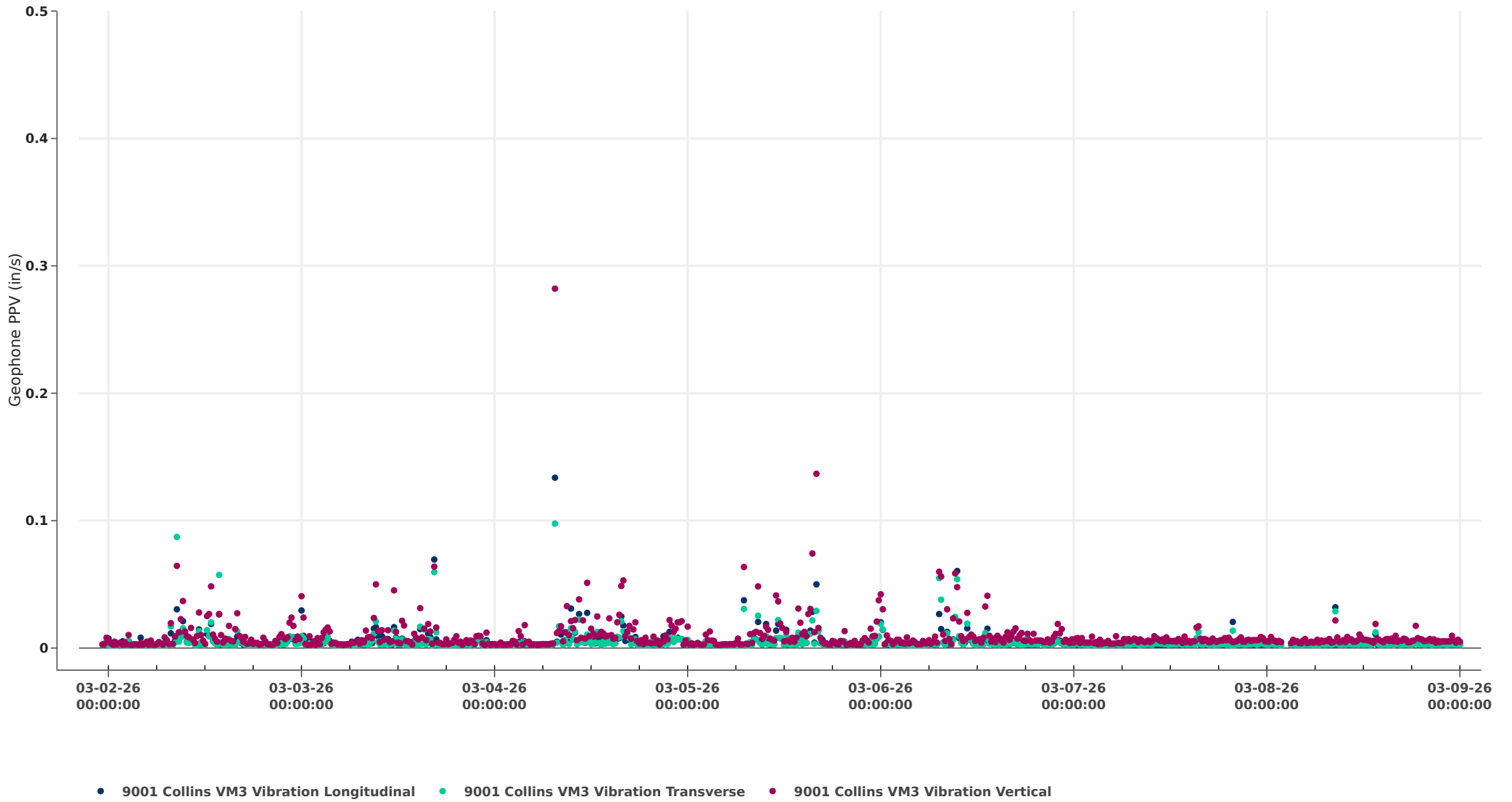
9001 Collins VM1 Vibration



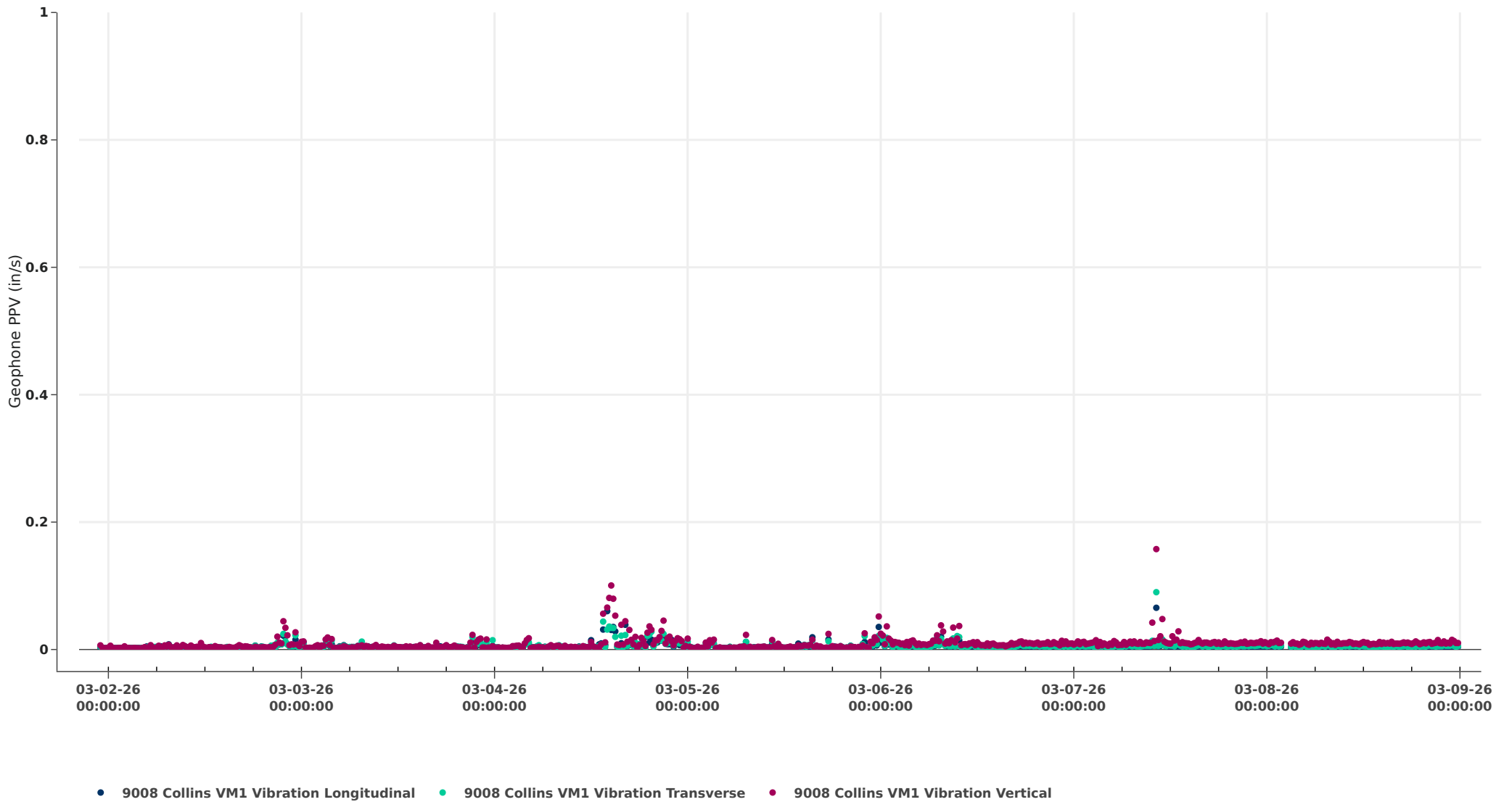
9001 Collins VM2 Vibration



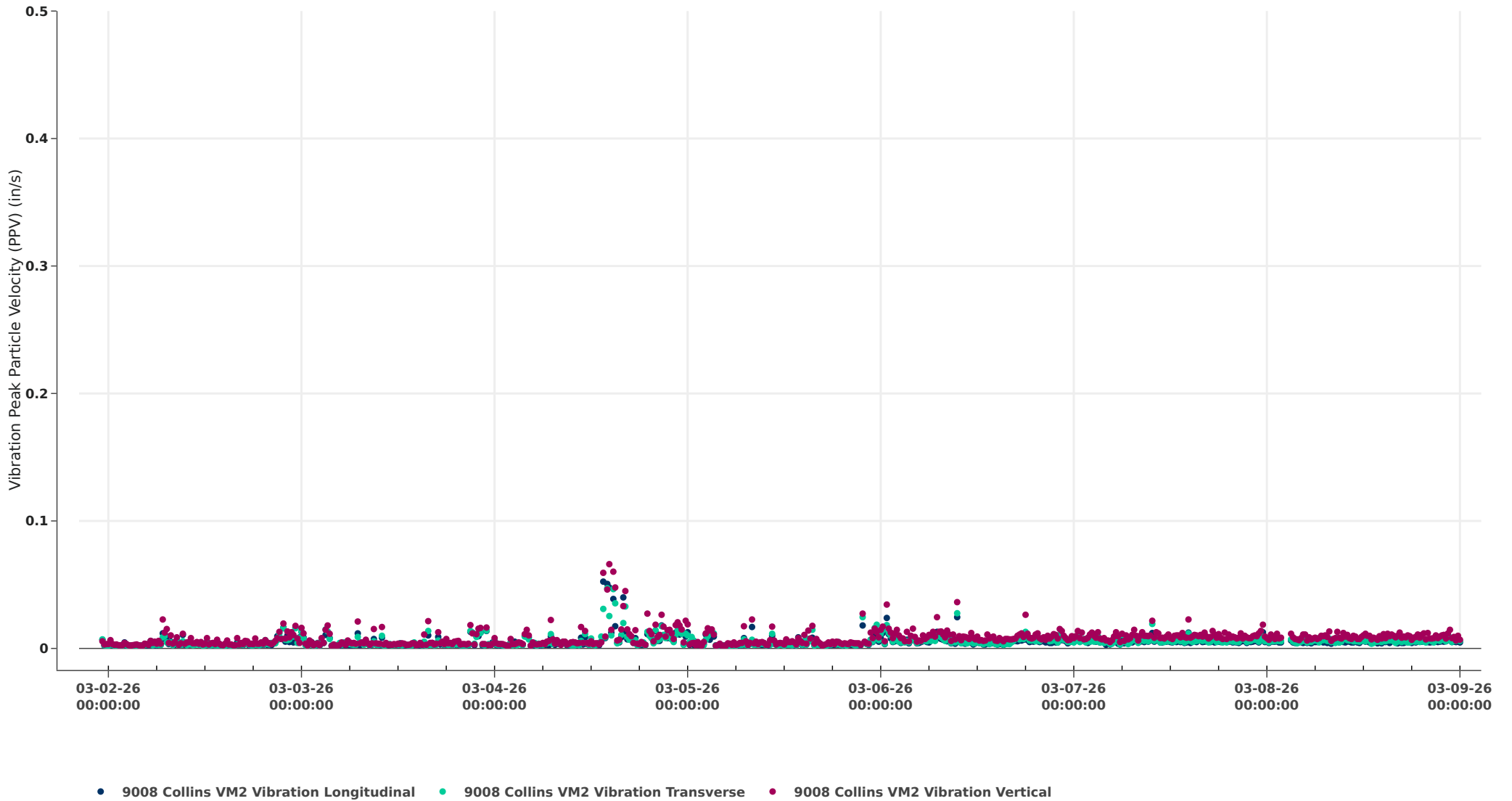
9001 Collins VM3 Vibration



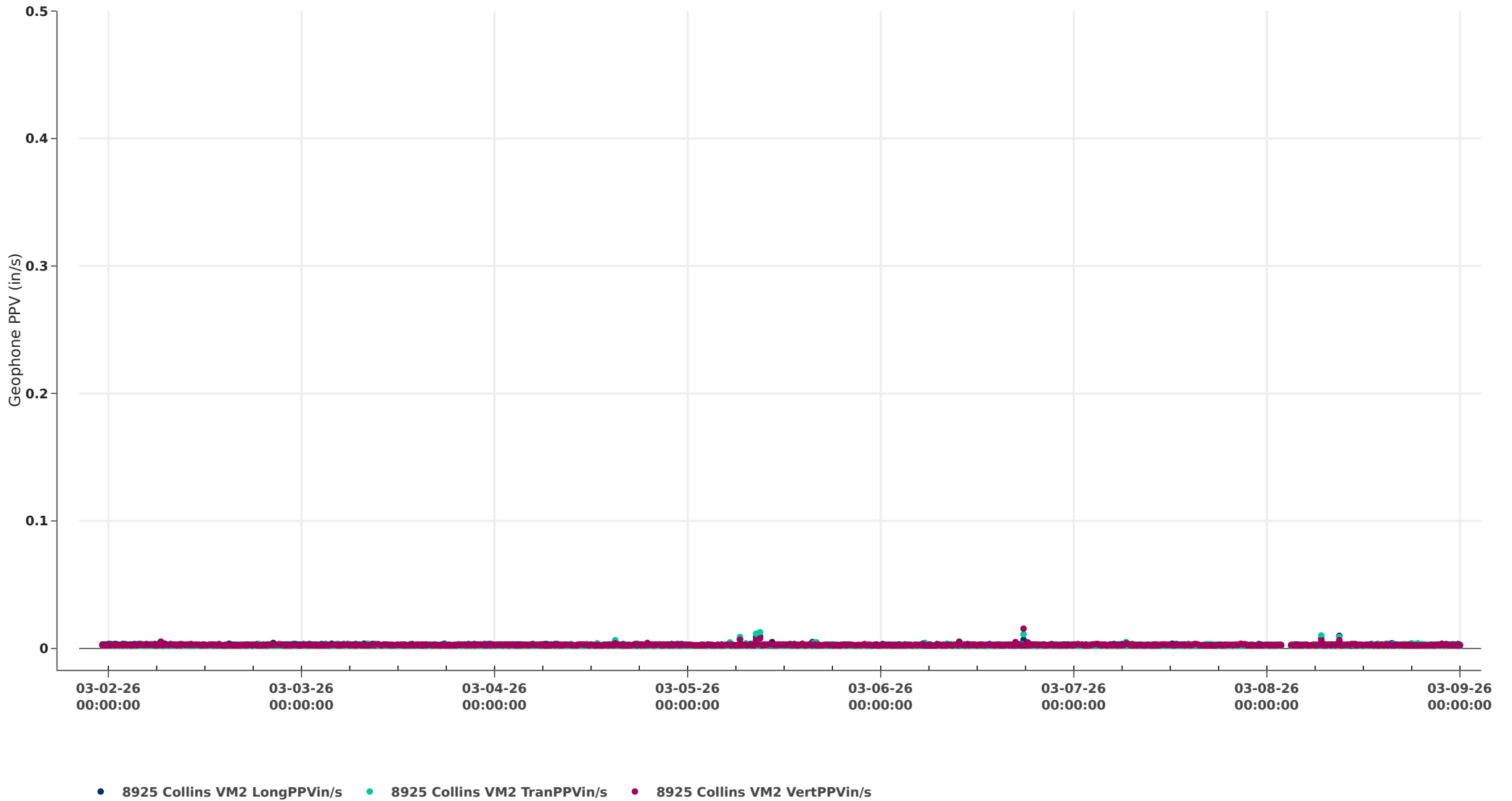
9008 Collins VM1 Vibration



9008 Collins VM2 Vibration



8925 Collins VM2 Vibration



8925 Collins VM Vibration Monitor - Maximum Daily Values		
Timestamp	Peak Particle Velocity (in./sec.)	Axis (Longitudinal/Transverse/Vertical)
4/20/2023 13:59	0.0366	Transverse
4/21/2023 6:45	0.0996	Longitudinal
4/22/2023 3:45	0.0664	Longitudinal
4/23/2023 7:45	0.0245	Transverse
4/24/2023 6:00	0.0894	Longitudinal
4/25/2023 14:30	0.0338	Transverse
4/26/2023 6:47	0.0745	Transverse
4/27/2023 13:31	0.0348	Transverse
4/28/2023 10:56	0.1728	Transverse
4/29/2023 3:30	0.0869	Transverse
4/30/2023 6:16	0.0276	Vertical
5/1/2023 5:45	0.0797	Longitudinal
5/2/2023 13:59	0.0279	Transverse
5/3/2023 10:45	0.0931	Longitudinal
5/4/2023 8:45	0.0444	Transverse
5/5/2023 11:30	0.0971	Transverse
5/6/2023 7:30	0.0946	Transverse
5/7/2023 13:59	0.0264	Vertical
5/8/2023 9:30	0.108	Transverse
5/9/2023 17:15	0.0279	Vertical
5/10/2023 11:00	0.1164	Transverse
5/11/2023 17:30	0.027	Vertical
5/12/2023 11:15	0.0971	Longitudinal
5/13/2023 7:30	0.0704	Transverse
5/14/2023 1:59	0.0245	Transverse
5/15/2023 10:00	0.0869	Transverse
5/16/2023 1:59	0.0245	Transverse
5/17/2023 10:45	0.0863	Longitudinal
5/18/2023 22:15	0.0208	Transverse
5/19/2023 10:45	0.1275	Transverse
5/20/2023 7:15	0.0484	Longitudinal
5/21/2023 1:59	0.0233	Transverse
5/22/2023 10:15	0.0782	Longitudinal
5/23/2023 23:30	0.0199	Vertical
5/24/2023 10:45	0.1257	Transverse
5/25/2023 13:30	0.0295	Transverse
5/26/2023 11:30	0.1067	Transverse
5/27/2023 7:30	0.0797	Longitudinal
5/28/2023 8:30	0.1735	Transverse
5/29/2023 7:45	0.0925	Longitudinal
5/30/2023 2:30	0.0205	Transverse
5/31/2023 11:15	0.1061	Transverse
6/1/2023 18:30	0.0273	Transverse

8925 Collins VM Vibration Monitor - Maximum Daily Values		
Timestamp	Peak Particle Velocity (in./sec.)	Axis (Longitudinal/Transverse/Vertical)
6/2/2023 11:15	0.1254	Transverse
6/3/2023 7:30	0.0403	Vertical
6/4/2023 13:15	0.0245	Transverse
6/5/2023 10:16	0.0695	Longitudinal
6/6/2023 17:46	0.022	Transverse
6/7/2023 11:00	0.0782	Transverse
6/8/2023 18:00	0.0236	Vertical
6/9/2023 11:16	0.0704	Vertical
6/10/2023 7:16	0.0729	Transverse
6/11/2023 22:30	0.0332	Transverse
6/12/2023 10:00	0.0968	Transverse
6/13/2023 18:30	0.0317	Transverse
6/14/2023 10:45	0.0776	Transverse
6/15/2023 18:30	0.0261	Transverse
6/16/2023 11:15	0.1108	Transverse
6/17/2023 7:15	0.0633	Longitudinal
6/18/2023 13:16	0.0273	Transverse
6/19/2023 13:00	0.1403	Transverse
6/20/2023 18:46	0.0304	Transverse
6/21/2023 10:46	0.0788	Vertical
6/22/2023 7:16	0.0214	Transverse
6/23/2023 11:01	0.1347	Transverse
6/24/2023 7:46	0.1502	Transverse
6/25/2023 7:17	0.0199	Transverse
6/26/2023 10:17	0.0974	Transverse
6/27/2023 1:01	0.0214	Transverse
6/28/2023 10:31	0.104	Transverse
6/29/2023 1:00	0.0239	Transverse
6/30/2023 11:01	0.13	Transverse
7/1/2023 7:46	0.0686	Longitudinal
7/2/2023 12:45	0.0236	Transverse
7/3/2023 10:15	0.0928	Longitudinal
7/4/2023 12:45	0.0233	Transverse
7/5/2023 11:15	0.1375	Transverse
7/6/2023 11:00	0.0348	Transverse
7/7/2023 11:00	0.095	Longitudinal
7/8/2023 7:46	0.0766	Vertical
7/9/2023 13:15	0.0267	Transverse
7/10/2023 10:30	0.0866	Transverse
7/11/2023 1:00	0.0298	Transverse
7/12/2023 10:45	0.1362	Transverse
7/13/2023 1:00	0.0292	Transverse
7/14/2023 9:01	0.1576	Vertical

8925 Collins VM Vibration Monitor - Maximum Daily Values		
Timestamp	Peak Particle Velocity (in./sec.)	Axis (Longitudinal/Transverse/Vertical)
7/15/2023 7:31	0.1294	Transverse
7/16/2023 18:01	0.0605	Transverse
7/17/2023 10:00	0.1018	Longitudinal
7/18/2023 4:46	0.0227	Vertical
7/19/2023 10:30	0.0919	Longitudinal
7/20/2023 10:01	0.2455	Transverse
7/21/2023 11:00	0.0745	Transverse
7/22/2023 7:15	0.1027	Transverse
7/23/2023 19:02	0.0298	Transverse
7/24/2023 10:45	0.0965	Transverse
7/25/2023 1:00	0.0289	Transverse
7/26/2023 9:32	0.0869	Longitudinal
7/27/2023 2:31	0.0199	Transverse
7/28/2023 9:15	0.0779	Longitudinal
7/29/2023 7:46	0.0742	Longitudinal
7/30/2023 19:00	0.023	Transverse
7/31/2023 8:45	0.049	Longitudinal
8/1/2023 19:02	0.023	Transverse
8/2/2023 7:59	0.1365	Transverse
8/3/2023 10:49	0.1033	Vertical
8/4/2023 15:32	0.0704	Vertical
8/5/2023 15:15	0.0655	Vertical
8/6/2023 22:00	0.0422	Vertical
8/7/2023 8:45	0.0946	Transverse
8/8/2023 13:00	0.0407	Vertical
8/9/2023 10:30	0.1009	Longitudinal
8/10/2023 23:45	0.045	Vertical
8/11/2023 10:30	0.068	Longitudinal
8/12/2023 7:30	0.1077	Transverse
8/13/2023 3:15	0.0472	Vertical
8/14/2023 10:30	0.1002	Longitudinal
8/15/2023 19:15	0.0478	Vertical
8/16/2023 9:15	0.0524	Transverse
8/17/2023 9:45	0.274	Vertical
8/18/2023 10:32	0.0658	Longitudinal
8/19/2023 7:47	0.0555	Vertical
8/20/2023 19:02	0.0223	Transverse
8/21/2023 10:01	0.0633	Transverse
8/22/2023 1:00	0.0217	Transverse
8/23/2023 10:32	0.0555	Longitudinal
8/24/2023 19:59	0.023	Vertical
8/25/2023 13:59	0.1759	Longitudinal
8/26/2023 7:46	0.0676	Longitudinal

8925 Collins VM Vibration Monitor - Maximum Daily Values		
Timestamp	Peak Particle Velocity (in./sec.)	Axis (Longitudinal/Transverse/Vertical)
8/27/2023 17:32	0.0242	Transverse
8/28/2023 10:01	0.068	Longitudinal
8/29/2023 22:32	0.0217	Transverse
8/30/2023 10:31	0.0642	Transverse
8/31/2023 20:47	0.0208	Transverse
9/1/2023 11:17	0.0723	Transverse
9/2/2023 7:47	0.0807	Longitudinal
9/3/2023 18:46	0.0248	Transverse
9/4/2023 9:45	0.0528	Longitudinal
9/5/2023 19:47	0.0248	Vertical
9/6/2023 19:09	0.2361	Transverse
9/7/2023 1:59	0.023	Transverse
9/8/2023 11:30	0.1071	Transverse
9/9/2023 7:30	0.0645	Transverse
9/10/2023 10:15	0.0227	Transverse
9/11/2023 11:01	0.0621	Transverse
9/12/2023 11:16	0.0261	Vertical
9/13/2023 10:47	0.0934	Transverse
9/14/2023 17:46	0.0236	Transverse
9/15/2023 11:46	0.0785	Longitudinal
9/16/2023 7:59	0.0484	Vertical
9/17/2023 2:17	0.0285	Transverse
9/18/2023 11:01	0.0543	Transverse
9/19/2023 1:59	0.0251	Transverse
9/20/2023 10:16	0.0832	Transverse
9/21/2023 16:20	0.0518	Vertical
9/22/2023 11:31	0.1036	Transverse
9/23/2023 7:32	0.04	Longitudinal
9/24/2023 15:17	0.0208	Transverse
9/25/2023 11:02	0.0642	Transverse
9/26/2023 10:30	0.0236	Transverse
9/27/2023 10:32	0.0996	Transverse
9/28/2023 13:21	0.1064	Transverse
9/29/2023 11:17	0.1359	Transverse
9/30/2023 7:46	0.058	Vertical
10/1/2023 1:59	0.0245	Transverse
10/2/2023 10:30	0.0642	Longitudinal
10/3/2023 17:02	0.0242	Transverse
10/4/2023 11:31	0.0698	Longitudinal
10/5/2023 1:59	0.0233	Transverse
10/6/2023 12:48	0.0937	Transverse
10/7/2023 7:30	0.0518	Transverse
10/8/2023 16:15	0.0267	Transverse

8925 Collins VM Vibration Monitor - Maximum Daily Values		
Timestamp	Peak Particle Velocity (in./sec.)	Axis (Longitudinal/Transverse/Vertical)
10/9/2023 10:46	0.081	Longitudinal
10/10/2023 14:31	0.0518	Longitudinal
10/11/2023 10:15	0.0546	Longitudinal
10/12/2023 7:15	0.0205	Transverse
10/13/2023 11:45	0.0813	Transverse
10/14/2023 7:30	0.0614	Transverse
10/15/2023 2:15	0.0261	Transverse
10/16/2023 10:45	0.0897	Transverse
10/17/2023 7:00	0.0199	Transverse
10/18/2023 10:45	0.054	Longitudinal
10/19/2023 18:01	0.0208	Vertical
10/20/2023 11:00	0.0568	Longitudinal
10/21/2023 7:30	0.045	Transverse
10/22/2023 17:46	0.0276	Transverse
10/23/2023 10:30	0.0726	Longitudinal
10/24/2023 13:27	0.1331	Transverse
10/25/2023 10:15	0.0714	Longitudinal
10/26/2023 15:30	0.0199	Vertical
10/27/2023 11:01	0.0881	Transverse
10/28/2023 7:30	0.068	Transverse
10/29/2023 1:59	0.0236	Transverse
10/30/2023 10:46	0.0742	Transverse
10/31/2023 15:01	0.0264	Transverse
11/1/2023 10:45	0.0878	Transverse
11/2/2023 9:15	0.0407	Transverse
11/3/2023 10:31	0.081	Transverse
11/4/2023 7:30	0.0695	Vertical
11/5/2023 13:15	0.0208	Vertical
11/6/2023 16:30	0.023	Transverse
11/7/2023 22:15	0.0245	Transverse
11/8/2023 10:31	0.0565	Vertical
11/9/2023 11:31	0.0413	Transverse
11/10/2023 9:45	0.0444	Longitudinal
11/11/2023 7:45	0.0301	Longitudinal
11/12/2023 0:59	0.022	Transverse
11/13/2023 10:24	0.0881	Vertical
11/14/2023 14:00	0.022	Transverse
11/15/2023 10:59	0.0708	Longitudinal
11/16/2023 21:17	0.0202	Transverse
11/17/2023 11:31	0.1064	Transverse
11/18/2023 7:31	0.0968	Transverse
11/19/2023 9:16	0.0202	Transverse
11/20/2023 10:30	0.067	Transverse

8925 Collins VM Vibration Monitor - Maximum Daily Values		
Timestamp	Peak Particle Velocity (in./sec.)	Axis (Longitudinal/Transverse/Vertical)
11/21/2023 15:16	0.0447	Transverse
11/22/2023 11:31	0.0732	Longitudinal
11/23/2023 18:59	0.0223	Transverse
11/24/2023 7:30	0.0524	Transverse
11/25/2023 7:30	0.0438	Longitudinal
11/26/2023 1:31	0.0289	Transverse
11/27/2023 10:46	0.0624	Transverse
11/28/2023 18:46	0.0227	Transverse
11/29/2023 10:46	0.0931	Transverse
11/30/2023 12:45	0.0236	Transverse
12/1/2023 7:30	0.104	Longitudinal
12/2/2023 7:31	0.0906	Transverse
12/3/2023 0:59	0.0267	Transverse
12/4/2023 10:59	0.0434	Transverse
12/5/2023 11:31	0.1223	Longitudinal
12/6/2023 14:30	0.0711	Vertical
12/7/2023 9:16	0.0317	Transverse
12/8/2023 10:00	0.0593	Transverse
12/9/2023 8:00	0.0524	Transverse
12/10/2023 20:00	0.0223	Vertical
12/11/2023 10:45	0.2529	Longitudinal
12/12/2023 17:46	0.0202	Transverse
12/13/2023 9:30	0.0816	Transverse
12/14/2023 9:30	0.0202	Transverse
12/15/2023 13:15	0.0822	Transverse
12/16/2023 0:45	0.0251	Transverse
12/17/2023 12:02	0.0214	Transverse
12/18/2023 10:59	0.0875	Transverse
12/19/2023 19:30	0.0248	Transverse
12/20/2023 10:46	0.063	Longitudinal
12/21/2023 15:31	0.0217	Transverse
12/22/2023 11:46	0.023	Vertical
12/23/2023 7:31	0.0313	Vertical
12/24/2023 9:46	0.0239	Vertical
12/25/2023 13:17	0.0258	Transverse
12/26/2023 14:47	0.04	Vertical
12/27/2023 11:16	0.0534	Vertical
12/28/2023 17:17	0.0205	Transverse
12/29/2023 11:17	0.0416	Longitudinal
12/30/2023 7:30	0.031	Vertical
12/31/2023 14:00	0.0261	Transverse
1/1/2024 11:16	0.0326	Longitudinal
1/2/2024 16:16	0.0254	Transverse

8925 Collins VM Vibration Monitor - Maximum Daily Values		
Timestamp	Peak Particle Velocity (in./sec.)	Axis (Longitudinal/Transverse/Vertical)
1/3/2024 10:59	0.0559	Longitudinal
1/4/2024 8:31	0.0189	Vertical
1/5/2024 10:16	0.0332	Vertical
1/6/2024 8:02	0.0335	Longitudinal
1/7/2024 0:17	0.0217	Transverse
1/8/2024 10:59	0.0332	Transverse
1/9/2024 23:17	0.023	Transverse
1/10/2024 10:30	0.0326	Longitudinal
1/11/2024 0:01	0.0205	Transverse
1/12/2024 21:17	0.0248	Vertical
1/13/2024 0:01	0.0251	Transverse
1/14/2024 0:59	0.0276	Transverse
1/15/2024 7:30	0.0245	Vertical
1/16/2024 12:16	0.0248	Vertical
1/17/2024 8:59	0.0614	Longitudinal
1/18/2024 0:30	0.0242	Transverse
1/19/2024 0:59	0.0317	Transverse
1/20/2024 21:45	0.0258	Transverse
1/21/2024 7:30	0.0307	Vertical
1/22/2024 13:45	0.0503	Longitudinal
1/23/2024 14:00	0.0211	Transverse
1/24/2024 10:15	0.032	Longitudinal
1/25/2024 10:15	0.0698	Transverse
1/26/2024 10:30	0.0481	Longitudinal
1/27/2024 7:30	0.031	Vertical
1/28/2024 15:30	0.0307	Vertical
1/29/2024 10:59	0.0658	Longitudinal
1/30/2024 13:30	0.0344	Longitudinal
1/31/2024 10:16	0.0723	Longitudinal
2/1/2024 4:15	0.0233	Transverse
2/2/2024 8:00	0.1133	Transverse
2/3/2024 7:30	0.0341	Longitudinal
2/4/2024 6:59	0.0258	Transverse
2/5/2024 10:31	0.0543	Longitudinal
2/6/2024 19:15	0.0267	Transverse
2/7/2024 10:00	0.0298	Vertical
2/8/2024 12:15	0.0239	Vertical
2/9/2024 9:15	0.0568	Vertical
2/10/2024 7:30	0.077	Longitudinal
2/11/2024 14:59	0.0233	Vertical
2/12/2024 11:30	0.032	Transverse
2/13/2024 14:59	0.0202	Transverse
2/14/2024 10:15	0.0258	Transverse

8925 Collins VM Vibration Monitor - Maximum Daily Values		
Timestamp	Peak Particle Velocity (in./sec.)	Axis (Longitudinal/Transverse/Vertical)
2/15/2024 7:15	0.023	Transverse
2/16/2024 10:45	0.0403	Longitudinal
2/17/2024 7:45	0.0729	Longitudinal
2/18/2024 20:32	0.0223	Transverse
2/19/2024 5:20	0.0621	Transverse
2/20/2024 14:02	0.022	Transverse
2/21/2024 10:00	0.0317	Vertical
2/22/2024 14:45	0.0329	Longitudinal
2/23/2024 10:15	0.0323	Vertical
2/24/2024 7:45	0.0701	Vertical
2/25/2024 8:16	0.0236	Transverse
2/26/2024 5:15	0.0217	Vertical
2/27/2024 18:30	0.0217	Transverse
2/28/2024 10:30	0.04	Transverse
2/29/2024 10:00	0.0273	Transverse
3/1/2024 10:45	0.0332	Vertical
3/2/2024 7:46	0.0379	Longitudinal
3/3/2024 15:32	0.0199	Transverse
3/4/2024 10:30	0.0627	Transverse
3/5/2024 14:59	0.0217	Transverse
3/6/2024 10:30	0.0552	Longitudinal
3/7/2024 20:00	0.0214	Transverse
3/8/2024 10:15	0.0438	Longitudinal
3/9/2024 13:30	0.0258	Transverse
3/10/2024 0:59	0.027	Transverse
3/11/2024 8:30	0.0676	Longitudinal
3/12/2024 11:59	0.0555	Transverse
3/13/2024 10:31	0.0348	Longitudinal
3/14/2024 9:32	0.0254	Transverse
3/15/2024 10:46	0.041	Vertical
3/16/2024 7:45	0.0344	Transverse
3/17/2024 9:45	0.0211	Vertical
3/18/2024 8:30	0.0475	Longitudinal
3/19/2024 23:45	0.0258	Transverse
3/20/2024 9:45	0.0341	Transverse
3/21/2024 12:15	0.059	Transverse
3/22/2024 11:00	0.0763	Longitudinal
3/23/2024 8:30	0.0366	Longitudinal
3/24/2024 18:30	0.0298	Transverse
3/25/2024 8:46	0.0245	Longitudinal
3/26/2024 5:15	0.0254	Transverse
3/27/2024 10:30	0.0521	Longitudinal
3/28/2024 1:01	0.0258	Transverse

8925 Collins VM Vibration Monitor - Maximum Daily Values		
Timestamp	Peak Particle Velocity (in./sec.)	Axis (Longitudinal/Transverse/Vertical)
3/29/2024 10:16	0.0515	Transverse
3/30/2024 9:30	0.0791	Longitudinal
3/31/2024 11:59	0.0211	Transverse
4/1/2024 9:15	0.1583	Longitudinal
4/2/2024 15:59	0.0317	Transverse
4/3/2024 10:30	0.0649	Longitudinal
4/4/2024 15:30	0.0261	Transverse
4/5/2024 10:15	0.0549	Longitudinal
4/6/2024 8:31	0.0683	Longitudinal
4/7/2024 11:30	0.027	Transverse
4/8/2024 8:46	0.0242	Longitudinal
4/9/2024 12:45	0.0487	Transverse
4/10/2024 13:59	0.1036	Vertical
4/11/2024 1:16	0.0202	Transverse
4/12/2024 10:17	0.0751	Transverse
4/13/2024 7:59	0.0608	Longitudinal
4/14/2024 18:15	0.0217	Transverse
4/15/2024 9:00	0.0261	Longitudinal
4/16/2024 1:00	0.0227	Vertical
4/17/2024 10:31	0.0416	Transverse
4/18/2024 19:15	0.0199	Transverse
4/19/2024 11:15	0.0428	Vertical
4/20/2024 7:45	0.0267	Vertical
4/21/2024 16:31	0.0195	Transverse
4/22/2024 8:30	0.058	Transverse
4/23/2024 22:16	0.0261	Transverse
4/24/2024 10:15	0.0655	Longitudinal
4/25/2024 14:31	0.0199	Transverse
4/26/2024 10:45	0.0813	Longitudinal
4/27/2024 8:15	0.0363	Longitudinal
4/28/2024 18:46	0.0208	Vertical
4/29/2024 8:31	0.0245	Transverse
4/30/2024 5:00	0.0177	Vertical
5/1/2024 21:15	0.0239	Transverse
5/2/2024 19:32	0.0199	Transverse
5/3/2024 15:47	0.0509	Vertical
5/4/2024 7:59	0.0642	Vertical
5/5/2024 14:32	0.0223	Transverse
5/6/2024 9:32	0.0683	Transverse
5/7/2024 21:17	0.0261	Transverse
5/8/2024 10:17	0.1508	Transverse
5/9/2024 22:47	0.0307	Transverse
5/10/2024 17:32	0.0205	Transverse

8925 Collins VM Vibration Monitor - Maximum Daily Values		
Timestamp	Peak Particle Velocity (in./sec.)	Axis (Longitudinal/Transverse/Vertical)
5/11/2024 8:02	0.1089	Transverse
5/12/2024 14:47	0.0202	Transverse
5/13/2024 9:29	0.0807	Transverse
5/14/2024 1:59	0.0186	Transverse
5/15/2024 9:15	0.1483	Transverse
5/16/2024 6:45	0.0199	Transverse
5/17/2024 9:45	0.0844	Transverse
5/18/2024 8:15	0.1204	Transverse
5/19/2024 7:15	0.0174	Transverse
5/20/2024 11:00	0.1849	Transverse
5/21/2024 21:45	0.0227	Vertical
5/22/2024 9:59	0.1251	Longitudinal
5/23/2024 0:31	0.0195	Vertical
5/24/2024 10:15	0.1794	Longitudinal
5/25/2024 9:00	0.0698	Transverse
5/26/2024 16:15	0.022	Transverse
5/27/2024 7:30	0.0915	Longitudinal
5/28/2024 9:30	0.0341	Transverse
5/29/2024 10:15	0.1263	Transverse
5/30/2024 1:15	0.0205	Transverse
5/31/2024 8:15	0.1098	Transverse
6/1/2024 9:00	0.0487	Transverse
6/2/2024 1:59	0.0214	Transverse
6/3/2024 4:15	0.0298	Transverse
6/4/2024 0:15	0.0202	Transverse
6/5/2024 9:59	0.1086	Transverse
6/6/2024 13:40	0.1434	Vertical
6/7/2024 9:50	0.3804	Transverse
6/8/2024 9:01	0.081	Transverse
6/9/2024 1:45	0.0217	Transverse
6/10/2024 10:30	0.1086	Transverse
6/11/2024 0:45	0.0211	Transverse
6/12/2024 10:30	0.1936	Transverse
6/13/2024 15:15	0.0475	Transverse
6/14/2024 10:45	0.0708	Longitudinal
6/15/2024 9:15	0.1313	Vertical
6/16/2024 4:15	0.0227	Transverse
6/17/2024 11:45	0.0559	Transverse
6/18/2024 7:59	0.0245	Transverse
6/19/2024 10:15	0.1558	Transverse
6/20/2024 17:59	0.0258	Transverse
6/21/2024 10:30	0.1629	Longitudinal
6/22/2024 7:41	0.3097	Longitudinal

8925 Collins VM Vibration Monitor - Maximum Daily Values		
Timestamp	Peak Particle Velocity (in./sec.)	Axis (Longitudinal/Transverse/Vertical)
6/23/2024 15:45	0.032	Transverse
6/24/2024 9:59	0.2001	Longitudinal
6/25/2024 5:59	0.0217	Vertical
6/26/2024 10:45	0.1223	Transverse
6/27/2024 7:15	0.0251	Vertical
6/28/2024 10:30	0.1012	Transverse
6/29/2024 7:45	0.1077	Transverse
6/30/2024 21:59	0.0242	Transverse
7/1/2024 10:45	0.0813	Transverse
7/2/2024 0:46	0.0245	Vertical
7/3/2024 10:15	0.2048	Longitudinal
7/4/2024 3:00	0.0233	Vertical
7/5/2024 10:30	0.1161	Vertical
7/6/2024 7:45	0.1201	Longitudinal
7/7/2024 15:59	0.0279	Vertical
7/8/2024 10:45	0.077	Transverse
7/9/2024 15:50	0.0894	Longitudinal
7/10/2024 10:15	0.2048	Transverse
7/11/2024 21:15	0.0199	Transverse
7/12/2024 10:15	0.0624	Vertical
7/13/2024 7:59	0.1483	Transverse
7/14/2024 17:30	0.0242	Transverse
7/15/2024 10:45	0.1117	Transverse
7/16/2024 19:59	0.0223	Transverse
7/17/2024 10:05	0.4164	Longitudinal
7/18/2024 0:30	0.023	Vertical
7/19/2024 8:45	0.121	Longitudinal
7/20/2024 7:31	0.0912	Transverse
7/21/2024 11:59	0.0214	Transverse
7/22/2024 10:15	0.1123	Transverse
7/23/2024 18:15	0.0236	Transverse
7/24/2024 10:30	0.0807	Transverse
7/25/2024 20:30	0.023	Transverse
7/26/2024 10:30	0.1489	Longitudinal
7/27/2024 7:45	0.126	Transverse
7/28/2024 16:31	0.0261	Transverse
7/29/2024 10:15	0.1114	Longitudinal
7/30/2024 23:30	0.0254	Transverse
7/31/2024 10:31	0.1257	Longitudinal
8/1/2024 9:59	0.0233	Transverse
8/2/2024 10:15	0.1452	Transverse
8/3/2024 7:45	0.1021	Transverse
8/4/2024 17:45	0.0239	Transverse

8925 Collins VM Vibration Monitor - Maximum Daily Values		
Timestamp	Peak Particle Velocity (in./sec.)	Axis (Longitudinal/Transverse/Vertical)
8/5/2024 10:30	0.3829	Transverse
8/6/2024 0:30	0.0264	Transverse
8/7/2024 10:15	0.161	Longitudinal
8/8/2024 15:35	0.0717	Transverse
8/9/2024 10:30	0.1458	Transverse
8/10/2024 7:30	0.1384	Transverse
8/11/2024 1:45	0.0245	Transverse
8/12/2024 7:45	0.1545	Longitudinal
8/13/2024 10:45	0.0385	Transverse
8/14/2024 10:30	0.1015	Transverse
8/15/2024 23:30	0.0298	Transverse
8/16/2024 10:34	0.5632	Transverse
8/17/2024 7:30	0.0925	Transverse
8/18/2024 16:31	0.0214	Transverse
8/19/2024 10:45	0.1018	Transverse
8/20/2024 17:45	0.0211	Transverse
8/21/2024 11:00	0.1564	Longitudinal
8/22/2024 10:45	0.0227	Transverse
8/23/2024 9:46	0.1583	Longitudinal
8/24/2024 7:45	0.1098	Transverse
8/25/2024 17:45	0.0292	Transverse
8/26/2024 10:31	0.0968	Longitudinal
8/27/2024 18:45	0.0208	Transverse
8/28/2024 9:45	0.1592	Transverse
8/29/2024 3:15	0.0205	Transverse
8/30/2024 10:45	0.1015	Longitudinal
8/31/2024 7:45	0.144	Transverse
9/1/2024 9:15	0.0186	Transverse
9/2/2024 7:45	0.0757	Longitudinal
9/3/2024 3:00	0.0205	Vertical
9/4/2024 9:00	0.0583	Transverse
9/5/2024 18:15	0.0233	Transverse
9/6/2024 8:57	0.3857	Longitudinal
9/7/2024 7:59	0.1809	Transverse
9/8/2024 15:30	0.0192	Transverse
9/9/2024 10:45	0.0835	Longitudinal
9/10/2024 6:15	0.0192	Transverse
9/11/2024 8:45	0.1108	Transverse
9/12/2024 13:31	0.0931	Transverse
9/13/2024 9:00	0.1102	Longitudinal
9/14/2024 7:30	0.0999	Transverse
9/15/2024 18:30	0.0211	Vertical
9/16/2024 10:45	0.068	Transverse

8925 Collins VM Vibration Monitor - Maximum Daily Values		
Timestamp	Peak Particle Velocity (in./sec.)	Axis (Longitudinal/Transverse/Vertical)
9/17/2024 15:31	0.0236	Transverse
9/18/2024 9:59	0.1263	Longitudinal
9/19/2024 21:15	0.0211	Transverse
9/20/2024 9:59	0.1114	Transverse
9/21/2024 7:45	0.086	Transverse
9/22/2024 20:30	0.022	Transverse
9/23/2024 11:15	0.0704	Transverse
9/24/2024 15:15	0.0282	Transverse
9/25/2024 10:45	0.1142	Transverse
9/26/2024 18:15	0.0202	Vertical
9/27/2024 9:00	0.1669	Transverse
9/28/2024 7:59	0.0822	Transverse
9/29/2024 16:30	0.0279	Transverse
9/30/2024 11:45	0.1145	Transverse
10/1/2024 19:00	0.0245	Transverse
10/2/2024 10:15	0.1192	Longitudinal
10/3/2024 9:15	0.1157	Longitudinal
10/4/2024 9:59	0.1232	Transverse
10/5/2024 7:15	0.0773	Transverse
10/6/2024 20:30	0.0236	Transverse
10/7/2024 10:45	0.1356	Longitudinal
10/8/2024 14:45	0.0369	Transverse
10/9/2024 10:30	0.1362	Transverse
10/10/2024 13:00	0.0202	Transverse
10/11/2024 10:30	0.1787	Transverse
10/12/2024 7:59	0.0887	Transverse
10/13/2024 11:45	0.0326	Transverse
10/14/2024 10:15	0.1939	Transverse
10/15/2024 10:45	0.0357	Vertical
10/16/2024 10:30	0.121	Transverse
10/17/2024 15:45	0.0289	Transverse
10/18/2024 10:30	0.1986	Transverse
10/19/2024 7:30	0.1123	Transverse
10/20/2024 14:31	0.0233	Transverse
10/21/2024 13:30	0.0428	Vertical
10/22/2024 17:15	0.0506	Vertical
10/23/2024 11:15	0.1406	Transverse
10/24/2024 15:26	0.0763	Transverse
10/25/2024 10:15	0.1815	Longitudinal
10/26/2024 7:45	0.113	Transverse
10/27/2024 16:30	0.0217	Transverse
10/28/2024 10:45	0.0766	Transverse
10/29/2024 9:00	0.0251	Transverse

8925 Collins VM Vibration Monitor - Maximum Daily Values		
Timestamp	Peak Particle Velocity (in./sec.)	Axis (Longitudinal/Transverse/Vertical)
10/30/2024 10:15	0.1406	Transverse
10/31/2024 6:46	0.0208	Transverse
11/1/2024 11:30	0.0642	Transverse
11/2/2024 7:30	0.0596	Transverse
11/3/2024 8:15	0.023	Transverse
11/4/2024 11:30	0.0822	Vertical
11/5/2024 6:00	0.0292	Transverse
11/6/2024 10:15	0.0804	Transverse
11/7/2024 9:15	0.0245	Vertical
11/8/2024 10:45	0.1583	Transverse
11/9/2024 7:45	0.0869	Transverse
11/10/2024 8:15	0.0202	Transverse
11/11/2024 8:00	0.1024	Transverse
11/12/2024 17:15	0.0295	Vertical
11/13/2024 10:30	0.2433	Transverse
11/14/2024 17:45	0.0261	Transverse
11/15/2024 10:45	0.1576	Transverse
11/16/2024 6:59	0.0506	Transverse
11/17/2024 9:30	0.0217	Transverse
11/18/2024 10:30	0.0475	Transverse
11/19/2024 20:45	0.0183	Transverse
11/20/2024 10:30	0.1173	Transverse
11/21/2024 14:01	0.0171	Longitudinal
11/22/2024 10:45	0.0887	Transverse
11/23/2024 7:45	0.0825	Transverse
11/24/2024 7:15	0.0214	Vertical
11/25/2024 10:30	0.1114	Transverse
11/26/2024 22:30	0.018	Vertical
11/27/2024 8:59	0.1545	Longitudinal
11/28/2024 22:00	0.0171	Transverse
11/29/2024 7:15	0.0869	Transverse
11/30/2024 7:45	0.1403	Transverse
12/1/2024 15:45	0.0186	Transverse
12/2/2024 10:45	0.1021	Transverse
12/3/2024 16:00	0.0161	Transverse
12/4/2024 9:45	0.0695	Transverse
12/5/2024 5:15	0.018	Vertical
12/6/2024 11:45	0.076	Transverse
12/7/2024 7:45	0.242	Transverse
12/8/2024 22:15	0.031	Transverse
12/9/2024 10:45	0.1648	Transverse
12/10/2024 8:15	0.0391	Transverse
12/11/2024 10:45	0.0999	Transverse

8925 Collins VM Vibration Monitor - Maximum Daily Values		
Timestamp	Peak Particle Velocity (in./sec.)	Axis (Longitudinal/Transverse/Vertical)
12/12/2024 17:30	0.0205	Transverse
12/13/2024 11:15	0.0717	Transverse
12/14/2024 7:45	0.2132	Transverse
12/15/2024 23:15	0.032	Transverse
12/16/2024 11:15	0.0642	Transverse
12/17/2024 11:47	0.0189	Vertical
12/18/2024 10:59	0.0568	Transverse
12/19/2024 13:45	0.059	Transverse
12/20/2024 11:30	0.2098	Transverse
12/21/2024 7:15	0.0621	Transverse
12/22/2024 6:00	0.0161	Vertical
12/23/2024 14:30	0.1306	Vertical
12/24/2024 14:00	0.1486	Transverse
12/25/2024 8:45	0.0152	Vertical
12/26/2024 14:59	0.1415	Transverse
12/27/2024 10:59	0.0909	Transverse
12/28/2024 7:16	0.3516	Transverse
12/29/2024 21:30	0.0205	Vertical
12/30/2024 14:15	0.0639	Vertical
12/31/2024 12:45	0.252	Transverse
1/1/2025 14:59	0.0192	Transverse
1/2/2025 10:59	0.2861	Transverse
1/3/2025 11:45	0.1623	Transverse
1/4/2025 8:30	0.1632	Transverse
1/5/2025 8:15	0.0189	Vertical
1/6/2025 15:45	0.2386	Transverse
1/7/2025 14:15	0.0258	Transverse
1/8/2025 10:59	0.0987	Transverse
1/9/2025 15:45	0.0227	Longitudinal
1/10/2025 12:00	0.1192	Transverse
1/11/2025 7:30	0.1908	Transverse
1/12/2025 20:59	0.0344	Transverse
1/13/2025 10:30	0.2123	Transverse
1/14/2025 21:45	0.0295	Transverse
1/15/2025 10:00	0.1837	Transverse
1/16/2025 0:00	0.0214	Transverse
1/17/2025 10:30	0.0655	Transverse
1/18/2025 8:00	0.0673	Transverse
1/19/2025 0:00	0.0195	Vertical
1/20/2025 7:30	0.1077	Longitudinal
1/21/2025 23:30	0.0555	Transverse
1/22/2025 11:30	0.1489	Transverse
1/23/2025 23:15	0.0174	Vertical

8925 Collins VM Vibration Monitor - Maximum Daily Values		
Timestamp	Peak Particle Velocity (in./sec.)	Axis (Longitudinal/Transverse/Vertical)
1/24/2025 10:45	0.1235	Transverse
1/25/2025 7:30	0.148	Transverse
1/26/2025 22:45	0.0431	Transverse
1/27/2025 7:30	0.094	Vertical
1/28/2025 3:45	0.0261	Transverse
1/29/2025 10:00	0.0906	Transverse
1/30/2025 14:45	0.0217	Transverse
1/31/2025 10:30	0.1573	Transverse
2/1/2025 8:00	0.1527	Transverse
2/2/2025 17:45	0.0189	Vertical
2/3/2025 11:15	0.2212	Vertical
2/4/2025 23:30	0.0214	Vertical
2/5/2025 11:15	0.1499	Transverse
2/6/2025 9:15	0.1254	Transverse
2/7/2025 11:15	0.1623	Transverse
2/8/2025 7:30	0.0766	Transverse
2/9/2025 8:15	0.0217	Vertical
2/10/2025 11:15	0.1853	Transverse
2/11/2025 22:30	0.0214	Vertical
2/12/2025 11:45	0.2399	Transverse
2/13/2025 17:30	0.0245	Transverse
2/14/2025 11:30	0.2119	Transverse
2/15/2025 8:00	0.1744	Transverse
2/16/2025 8:15	0.023	Transverse
2/17/2025 7:15	0.2371	Transverse
2/18/2025 18:59	0.0168	Vertical
2/19/2025 10:45	0.2141	Transverse
2/20/2025 17:15	0.0242	Longitudinal
2/21/2025 10:59	0.0943	Transverse
2/22/2025 7:30	0.184	Transverse
2/23/2025 1:30	0.0202	Vertical
2/24/2025 11:15	0.2166	Transverse
2/25/2025 16:15	0.0183	Transverse
2/26/2025 10:00	0.0925	Transverse
2/27/2025 15:15	0.0199	Longitudinal
2/28/2025 10:59	0.188	Transverse
3/1/2025 7:45	0.1486	Transverse
3/2/2025 2:15	0.022	Transverse
3/3/2025 10:45	0.0559	Vertical
3/4/2025 11:30	0.0189	Transverse
3/5/2025 9:45	0.0729	Transverse
3/6/2025 20:45	0.0164	Vertical
3/7/2025 9:45	0.0611	Transverse

8925 Collins VM Vibration Monitor - Maximum Daily Values		
Timestamp	Peak Particle Velocity (in./sec.)	Axis (Longitudinal/Transverse/Vertical)
3/8/2025 7:15	0.1474	Transverse
3/9/2025 23:45	0.0202	Transverse
3/10/2025 11:30	0.1142	Transverse
3/11/2025 20:15	0.0174	Vertical
3/12/2025 11:15	0.1449	Transverse
3/13/2025 0:15	0.0192	Vertical
3/14/2025 11:30	0.1691	Vertical
3/15/2025 8:15	0.2169	Transverse
3/16/2025 0:15	0.0208	Transverse
3/17/2025 11:15	0.2436	Transverse
3/18/2025 23:45	0.0183	Vertical
3/19/2025 10:30	0.2116	Transverse
3/20/2025 0:45	0.0161	Vertical
3/21/2025 10:15	0.1235	Transverse
3/22/2025 7:30	0.2293	Transverse
3/23/2025 17:59	0.0164	Transverse
3/24/2025 13:30	0.2588	Transverse
3/25/2025 11:30	0.0369	Transverse
3/26/2025 10:15	0.2262	Transverse
3/27/2025 9:15	0.1176	Longitudinal
3/28/2025 10:45	0.1114	Transverse
3/29/2025 7:59	0.0965	Transverse
3/30/2025 1:15	0.0164	Vertical
3/31/2025 11:00	0.076	Longitudinal
4/1/2025 21:45	0.0233	Transverse
4/2/2025 10:30	0.1316	Transverse
4/3/2025 11:45	0.0254	Transverse
4/4/2025 11:45	0.1216	Transverse
4/5/2025 7:30	0.1759	Transverse
4/6/2025 12:30	0.0254	Transverse
4/7/2025 11:59	0.1328	Transverse
4/8/2025 21:00	0.018	Transverse
4/9/2025 11:31	0.0801	Transverse
4/10/2025 12:15	0.0292	Transverse
4/11/2025 12:30	0.1477	Transverse
4/12/2025 7:59	0.225	Transverse
4/13/2025 9:30	0.023	Vertical
4/14/2025 11:30	0.0729	Transverse
4/15/2025 0:15	0.0214	Vertical
4/16/2025 11:00	0.1623	Transverse
4/17/2025 0:30	0.0227	Transverse
4/18/2025 11:00	0.1651	Transverse
4/19/2025 7:30	0.1185	Transverse

8925 Collins VM Vibration Monitor - Maximum Daily Values		
Timestamp	Peak Particle Velocity (in./sec.)	Axis (Longitudinal/Transverse/Vertical)
4/20/2025 23:59	0.0217	Transverse
4/21/2025 11:30	0.1316	Transverse
4/22/2025 19:15	0.0183	Transverse
4/23/2025 11:45	0.1911	Transverse
4/24/2025 0:45	0.0155	Vertical
4/25/2025 11:00	0.1486	Transverse
4/26/2025 7:59	0.1722	Transverse
4/27/2025 19:15	0.0161	Vertical
4/28/2025 11:30	0.094	Transverse
4/29/2025 17:45	0.02	Vertical
4/30/2025 11:00	0.114	Vertical
5/1/2025 21:59	0.016	Vertical
5/2/2025 11:30	0.109	Transverse
5/3/2025 7:15	0.254	Transverse
5/4/2025 9:59	0.015	Vertical
5/5/2025 8:15	0.186	Transverse
5/6/2025 23:15	0.016	Vertical
5/7/2025 10:45	0.209	Transverse
5/8/2025 12:15	0.024	Transverse
5/9/2025 11:45	0.174	Transverse
5/10/2025 7:00	0.16	Transverse
5/11/2025 9:30	0.019	Vertical
5/12/2025 8:45	0.128	Transverse
5/13/2025 9:30	0.022	Transverse
5/14/2025 11:15	0.063	Transverse
5/15/2025 0:15	0.018	Vertical
5/16/2025 11:15	0.136	Transverse
5/17/2025 7:30	0.111	Transverse
5/18/2025 8:45	0.018	Transverse
5/19/2025 8:30	0.132	Transverse
5/20/2025 9:59	0.024	Transverse
5/21/2025 11:00	0.121	Transverse
5/22/2025 23:59	0.02	Transverse
5/23/2025 11:15	0.209	Transverse
5/24/2025 7:17	0.213	Transverse
5/25/2025 9:30	0.018	Transverse
5/26/2025 8:15	0.107	Transverse
5/27/2025 19:00	0.017	Transverse
5/28/2025 11:00	0.147	Transverse
5/29/2025 1:15	0.017	Vertical
5/30/2025 11:15	0.268	Transverse
5/31/2025 7:15	0.064	Transverse
6/1/2025 0:15	0.02	Vertical

8925 Collins VM Vibration Monitor - Maximum Daily Values		
Timestamp	Peak Particle Velocity (in./sec.)	Axis (Longitudinal/Transverse/Vertical)
6/2/2025 8:17	0.152	Transverse
6/3/2025 5:02	0.015	Transverse
6/4/2025 10:32	0.105	Transverse
6/5/2025 12:15	0.082	Transverse
6/6/2025 11:45	0.14	Transverse
6/7/2025 7:45	0.021	Transverse
6/8/2025 23:15	0.018	Transverse
6/9/2025 12:30	0.146	Transverse
6/10/2025 11:00	0.168	Transverse
6/11/2025 11:15	0.142	Longitudinal
6/12/2025 21:15	0.02	Transverse
6/13/2025 11:30	0.158	Transverse
6/14/2025 10:45	0.075	Transverse
6/15/2025 15:16	0.022	Transverse
6/16/2025 12:45	0.172	Transverse
6/17/2025 17:00	0.02	Transverse
6/18/2025 9:59	0.075	Transverse
6/19/2025 6:45	0.018	Transverse
6/20/2025 11:45	0.092	Transverse
6/21/2025 7:30	0.093	Transverse
6/22/2025 1:00	0.018	Vertical
6/23/2025 7:59	0.139	Transverse
6/24/2025 11:59	0.019	Transverse
6/25/2025 10:45	0.132	Transverse
6/26/2025 0:16	0.016	Vertical
6/27/2025 11:30	0.163	Transverse
6/28/2025 7:30	0.103	Transverse
6/29/2025 7:59	0.019	Transverse
6/30/2025 8:30	0.222	Transverse
7/1/2025 0:30	0.015	Transverse
7/2/2025 12:15	0.09	Transverse
7/3/2025 13:45	0.027	Vertical
7/4/2025 7:45	0.083	Longitudinal
7/5/2025 7:30	0.139	Transverse
7/6/2025 13:00	0.032	Transverse
7/7/2025 8:45	0.085	Transverse
7/8/2025 17:59	0.026	Transverse
7/9/2025 11:30	0.133	Transverse
7/10/2025 22:30	0.019	Transverse
7/11/2025 11:59	0.12	Transverse
7/12/2025 7:15	0.086	Transverse
7/13/2025 5:15	0.018	Vertical
7/14/2025 8:30	0.135	Transverse

8925 Collins VM Vibration Monitor - Maximum Daily Values		
Timestamp	Peak Particle Velocity (in./sec.)	Axis (Longitudinal/Transverse/Vertical)
7/15/2025 15:30	0.048	Transverse
7/16/2025 11:30	0.092	Transverse
7/17/2025 9:15	0.018	Longitudinal
7/18/2025 11:15	0.069	Longitudinal
7/19/2025 7:30	0.057	Longitudinal
7/20/2025 7:45	0.019	Transverse
7/21/2025 8:45	0.107	Transverse
7/22/2025 13:21	0.12	Longitudinal
7/23/2025 10:15	0.11	Longitudinal
7/24/2025 13:15	0.098	Transverse
7/25/2025 10:15	0.092	Transverse
7/26/2025 7:30	0.161	Transverse
7/27/2025 23:45	0.016	Vertical
7/28/2025 8:30	0.141	Transverse
7/29/2025 9:15	0.018	Vertical
7/30/2025 9:59	0.153	Transverse
7/31/2025 13:30	0.155	Transverse
8/1/2025 9:45	0.21	Transverse
8/2/2025 7:45	0.151	Transverse
8/3/2025 10:30	0.016	Transverse
8/4/2025 8:45	0.176	Transverse
8/5/2025 9:30	0.049	Transverse
8/6/2025 9:59	0.094	Vertical
8/7/2025 22:45	0.019	Transverse
8/8/2025 10:45	0.067	Transverse
8/9/2025 7:45	0.097	Transverse
8/10/2025 14:15	0.02	Transverse
8/11/2025 8:30	0.131	Transverse
8/12/2025 21:15	0.023	Transverse
8/13/2025 10:15	0.1	Transverse
8/14/2025 1:15	0.023	Transverse
8/15/2025 11:00	0.181	Transverse
8/16/2025 7:45	0.138	Transverse
8/17/2025 17:46	0.024	Transverse
8/18/2025 10:45	0.178	Transverse
8/19/2025 20:46	0.019	Transverse
8/20/2025 10:30	0.125	Transverse
8/21/2025 14:46	0.032	Transverse
8/22/2025 9:46	0.163	Transverse
8/23/2025 7:31	0.085	Transverse
8/24/2025 23:00	0.027	Transverse
8/25/2025 11:45	0.117	Transverse
8/26/2025 17:59	0.023	Transverse

8925 Collins VM Vibration Monitor - Maximum Daily Values		
Timestamp	Peak Particle Velocity (in./sec.)	Axis (Longitudinal/Transverse/Vertical)
8/27/2025 10:30	0.205	Transverse
8/28/2025 21:15	0.028	Transverse
8/29/2025 10:45	0.224	Transverse
8/30/2025 7:45	0.153	Transverse
8/31/2025 13:30	0.022	Transverse
9/1/2025 8:15	0.126	Transverse
9/2/2025 17:59	0.025	Transverse
9/3/2025 10:30	0.182	Transverse
9/4/2025 20:45	0.021	Transverse
9/5/2025 11:59	0.126	Transverse
9/6/2025 7:30	0.148	Transverse
9/7/2025 2:15	0.02	Transverse
9/8/2025 8:15	0.097	Transverse
9/9/2025 21:30	0.022	Transverse
9/10/2025 11:02	0.154	Transverse
9/11/2025 2:15	0.02	Transverse
9/12/2025 11:30	0.155	Transverse
9/13/2025 8:30	0.147	Transverse
9/14/2025 21:01	0.026	Transverse
9/15/2025 8:47	0.167	Transverse
9/16/2025 19:15	0.025	Transverse
9/17/2025 9:45	0.075	Transverse
9/18/2025 20:17	0.023	Transverse
9/19/2025 10:45	0.135	Transverse
9/20/2025 8:15	0.106	Vertical
9/21/2025 9:45	0.019	Transverse
9/22/2025 11:45	0.123	Transverse
9/23/2025 19:45	0.019	Transverse
9/24/2025 9:15	0.165	Transverse
9/25/2025 18:45	0.02	Transverse
9/26/2025 9:59	0.143	Transverse
9/27/2025 8:15	0.129	Transverse
9/28/2025 8:15	0.021	Transverse
9/29/2025 10:30	0.096	Transverse
9/30/2025 17:00	0.019	Transverse
10/1/2025 11:00	0.106	Transverse
10/2/2025 17:59	0.018	Transverse
10/3/2025 10:31	0.203	Transverse
10/4/2025 8:15	0.059	Transverse
10/5/2025 22:30	0.02	Transverse
10/6/2025 8:45	0.238	Transverse
10/7/2025 0:31	0.02	Transverse
10/8/2025 11:00	0.176	Transverse

8925 Collins VM Vibration Monitor - Maximum Daily Values		
Timestamp	Peak Particle Velocity (in./sec.)	Axis (Longitudinal/Transverse/Vertical)
10/9/2025 6:30	0.018	Transverse
10/10/2025 8:46	0.152	Transverse
10/11/2025 8:31	0.113	Transverse
10/12/2025 10:30	0.029	Transverse
10/13/2025 9:46	0.073	Transverse
10/14/2025 0:45	0.02	Transverse
10/15/2025 10:45	0.205	Transverse
10/16/2025 17:59	0.017	Transverse
10/17/2025 11:00	0.176	Transverse
10/18/2025 8:30	0.129	Transverse
10/19/2025 13:16	0.021	Transverse
10/20/2025 8:45	0.2	Transverse
10/21/2025 19:30	0.019	Transverse
10/22/2025 11:00	0.176	Transverse
10/23/2025 9:57	0.109	Longitudinal
10/24/2025 11:15	0.246	Transverse
10/25/2025 8:15	0.201	Transverse
10/26/2025 17:46	0.03	Transverse
10/27/2025 8:30	0.069	Transverse
10/28/2025 6:45	0.018	Transverse
10/29/2025 9:59	0.298	Transverse
10/30/2025 15:15	0.019	Longitudinal
10/31/2025 11:15	0.173	Transverse
11/1/2025 8:15	0.24	Transverse
11/2/2025 0:16	0.017	Vertical
11/3/2025 11:30	0.085	Longitudinal
11/4/2025 0:59	0.017	Vertical
11/5/2025 10:00	0.092	Transverse
11/6/2025 13:45	0.024	Longitudinal
11/7/2025 10:15	0.241	Transverse
11/8/2025 8:00	0.122	Transverse
11/9/2025 14:15	0.017	Transverse
11/10/2025 8:16	0.08	Transverse
11/11/2025 14:15	0.016	Vertical
11/12/2025 10:30	0.183	Transverse
11/13/2025 5:15	0.018	Transverse
11/14/2025 10:59	0.092	Transverse
11/15/2025 8:30	0.145	Transverse
11/16/2025 0:31	0.016	Transverse
11/17/2025 11:45	0.197	Transverse
11/18/2025 3:15	0.019	Longitudinal
11/19/2025 10:59	0.205	Transverse
11/20/2025 19:30	0.015	Transverse

8925 Collins VM Vibration Monitor - Maximum Daily Values		
Timestamp	Peak Particle Velocity (in./sec.)	Axis (Longitudinal/Transverse/Vertical)
11/21/2025 10:59	0.132	Transverse
11/22/2025 8:30	0.117	Vertical
11/23/2025 2:15	0.016	Transverse
11/24/2025 13:30	0.171	Transverse
11/25/2025 7:15	0.016	Transverse
11/26/2025 11:15	0.178	Transverse
11/27/2025 5:17	0.021	Vertical
11/28/2025 10:45	0.075	Transverse
11/29/2025 8:00	0.099	Transverse
11/30/2025 18:45	0.022	Vertical
12/1/2025 14:01	0.088	Transverse
12/2/2025 12:00	0.022	Transverse
12/3/2025 10:59	0.111	Transverse
12/4/2025 14:45	0.034	Vertical
12/5/2025 10:30	0.165	Transverse
12/6/2025 8:30	0.136	Transverse
12/7/2025 20:46	0.023	Transverse
12/8/2025 8:30	0.092	Transverse
12/9/2025 6:30	0.017	Transverse
12/10/2025 11:17	0.151	Transverse
12/11/2025 20:16	0.02	Transverse
12/12/2025 10:45	0.156	Transverse
12/13/2025 8:30	0.168	Transverse
12/14/2025 17:30	0.02	Vertical
12/15/2025 8:59	0.064	Transverse
12/16/2025 20:59	0.049	Transverse
12/17/2025 11:16	0.197	Transverse
12/18/2025 11:16	0.062	Transverse
12/19/2025 11:15	0.06	Vertical
12/20/2025 8:01	0.124	Vertical
12/21/2025 0:30	0.019	Transverse
12/22/2025 13:16	0.201	Transverse
12/23/2025 0:59	0.017	Transverse
12/24/2025 11:31	0.279	Transverse
12/25/2025 18:45	0.019	Vertical
12/26/2025 8:45	0.09	Transverse
12/27/2025 8:01	0.217	Transverse
12/28/2025 19:31	0.018	Transverse
12/29/2025 8:30	0.11	Vertical
12/30/2025 9:30	0.1	Transverse
12/31/2025 22:15	0.02	Vertical
1/1/2026 8:59	0.187	Transverse
1/2/2026 11:46	0.188	Transverse

8925 Collins VM Vibration Monitor - Maximum Daily Values		
Timestamp	Peak Particle Velocity (in./sec.)	Axis (Longitudinal/Transverse/Vertical)
1/3/2026 8:00	0.2	Transverse
1/4/2026 19:30	0.017	Transverse
1/5/2026 14:16	0.135	Transverse
1/6/2026 12:39	0.138	Vertical
1/7/2026 11:15	0.129	Transverse
1/8/2026 19:30	0.015	Transverse
1/9/2026 11:15	0.221	Transverse
1/10/2026 8:15	0.172	Transverse
1/11/2026 17:30	0.019	Transverse
1/12/2026 15:16	0.067	Transverse
1/13/2026 11:45	0.038	Longitudinal
1/14/2026 11:15	0.107	Transverse
1/15/2026 11:45	0.021	Longitudinal
1/16/2026 10:59	0.221	Transverse
1/17/2026 8:00	0.171	Transverse
1/18/2026 16:45	0.019	Vertical
1/19/2026 10:15	0.073	Transverse
1/20/2026 1:15	0.019	Transverse
1/21/2026 10:59	0.188	Transverse
1/22/2026 20:17	0.017	Transverse
1/23/2026 11:46	0.15	Transverse
1/24/2026 7:45	0.17	Transverse
1/25/2026 18:00	0.018	Transverse
1/26/2026 14:30	0.2	Transverse
1/27/2026 19:45	0.017	Transverse
1/28/2026 11:15	0.11	Transverse
1/29/2026 14:45	0.043	Longitudinal
1/30/2026 10:59	0.197	Transverse
1/31/2026 7:45	0.169	Transverse
2/1/2026 14:15	0.018	Transverse
2/2/2026 8:46	0.085	Transverse
2/3/2026 16:30	0.044	Longitudinal
2/4/2026 11:30	0.177	Transverse
2/5/2026 20:59	0.017	Transverse
2/6/2026 11:15	0.167	Transverse
2/7/2026 7:45	0.123	Transverse
2/8/2026 10:59	0.019	Transverse
2/9/2026 8:30	0.114	Transverse
2/10/2026 19:30	0.016	Transverse
2/11/2026 10:30	0.149	Transverse
2/12/2026 7:45	0.021	Transverse
2/13/2026 11:15	0.034	Longitudinal
2/14/2026 7:30	0.192	Transverse

8925 Collins VM Vibration Monitor - Maximum Daily Values		
Timestamp	Peak Particle Velocity (in./sec.)	Axis (Longitudinal/Transverse/Vertical)
2/15/2026 9:15	0.017	Transverse
2/16/2026 9:45	0.142	Transverse
2/17/2026 11:46	0.162	Transverse
2/18/2026 10:59	0.21	Transverse
2/19/2026 23:30	0.022	Transverse
2/20/2026 10:45	0.258	Transverse
2/21/2026 7:30	0.078	Longitudinal
2/22/2026 7:30	0.018	Vertical
2/23/2026 8:30	0.197	Transverse
2/24/2026 21:15	0.034	Transverse
2/25/2026 11:30	0.094	Transverse
2/26/2026 17:15	0.017	Vertical
2/27/2026 11:30	0.218	Transverse
2/28/2026 7:45	0.19	Transverse
3/1/2026 16:45	0.017	Transverse
3/2/2026 8:30	0.0943	Longitudinal
3/3/2026 17:30	0.0174	Vertical
3/4/2026 11:30	0.13	Transverse
3/5/2026 17:30	0.0164	Transverse
3/6/2026 12:00	0.0863	Transverse
3/7/2026 7:15	0.1989	Transverse
3/8/2026 19:15	0.0174	Transverse

8925 Collins VM 2 Vibration Monitor - Maximum Daily Values		
Timestamp	Peak Particle Velocity (in./sec.)	Axis (Longitudinal/Transverse/Vertical)
11/17/2023 13:30	0.0127	Transverse
11/18/2023 13:45	0.0047	Longitudinal
11/19/2023 9:45	0.0034	Longitudinal
11/20/2023 14:30	0.0385	Transverse
11/21/2023 9:46	0.0323	Transverse
11/22/2023 13:30	0.0112	Longitudinal
11/23/2023 9:16	0.0273	Vertical
11/24/2023 8:45	0.0261	Transverse
11/25/2023 18:46	0.014	Transverse
11/26/2023 15:15	0.0146	Longitudinal
11/27/2023 9:30	0.0202	Transverse
11/28/2023 14:30	0.0251	Transverse
11/29/2023 9:41	1.2164	Vertical
11/30/2023 10:45	0.0186	Transverse
12/1/2023 6:31	0.0192	Vertical
12/2/2023 6:31	0.0133	Vertical
12/3/2023 6:16	0.0137	Vertical
12/4/2023 6:30	0.0195	Vertical
12/5/2023 7:15	0.0137	Vertical
12/6/2023 5:45	0.0112	Transverse
12/7/2023 9:30	0.0053	Transverse
12/8/2023 14:16	0.0168	Longitudinal
12/9/2023 14:46	0.0071	Vertical
12/10/2023 6:31	0.0056	Vertical
12/11/2023 11:30	0.0155	Longitudinal
12/12/2023 16:15	0.0214	Longitudinal
12/13/2023 10:45	0.0186	Vertical
12/14/2023 18:01	0.0211	Longitudinal
12/15/2023 9:02	0.0202	Longitudinal
12/16/2023 20:47	0.0506	Vertical
12/17/2023 1:17	0.0146	Vertical
12/18/2023 11:17	0.0137	Longitudinal
12/19/2023 12:15	0.0115	Transverse
12/20/2023 8:16	0.0276	Transverse
12/21/2023 15:15	0.0189	Longitudinal
12/22/2023 15:00	0.0248	Transverse
12/23/2023 21:31	0.018	Vertical
12/24/2023 23:15	0.0087	Transverse
12/25/2023 23:47	0.013	Transverse
12/26/2023 17:01	0.0304	Transverse
12/27/2023 14:45	0.0199	Longitudinal
12/28/2023 10:45	0.027	Transverse
12/29/2023 11:46	0.014	Longitudinal

8925 Collins VM 2 Vibration Monitor - Maximum Daily Values		
Timestamp	Peak Particle Velocity (in./sec.)	Axis (Longitudinal/Transverse/Vertical)
12/30/2023 21:46	0.0096	Vertical
12/31/2023 22:15	0.013	Vertical
1/1/2024 0:00	0.0056	Vertical
1/2/2024 14:16	0.0301	Longitudinal
1/3/2024 13:15	0.0155	Longitudinal
1/4/2024 12:46	0.0351	Longitudinal
1/5/2024 11:45	0.0124	Transverse
1/6/2024 0:45	0.0171	Vertical
1/7/2024 3:31	0.0137	Vertical
1/8/2024 23:15	0.022	Vertical
1/9/2024 5:47	0.058	Vertical
1/10/2024 0:59	0.014	Vertical
1/11/2024 23:32	0.0146	Vertical
1/12/2024 0:32	0.009	Vertical
1/13/2024 10:00	0.0068	Transverse
1/14/2024 16:30	0.014	Vertical
1/15/2024 0:00	0.0168	Transverse
1/16/2024 18:16	0.0102	Vertical
1/17/2024 14:30	0.0304	Vertical
1/18/2024 6:30	0.0078	Longitudinal
1/19/2024 6:30	0.0062	Longitudinal
1/20/2024 17:45	0.0115	Longitudinal
1/21/2024 21:00	0.0118	Longitudinal
1/22/2024 21:00	0.0121	Vertical
1/23/2024 0:00	0.014	Vertical
1/24/2024 0:45	0.009	Longitudinal
1/25/2024 2:00	0.0093	Longitudinal
1/26/2024 15:45	0.0223	Transverse
1/27/2024 11:45	0.0087	Longitudinal
1/28/2024 2:00	0.0062	Longitudinal
1/29/2024 11:30	0.0099	Transverse
1/30/2024 12:00	0.0081	Transverse
1/31/2024 10:45	0.0127	Transverse
2/1/2024 8:45	0.0242	Transverse
2/2/2024 6:30	0.0062	Longitudinal
2/3/2024 23:45	0.0093	Vertical
2/4/2024 11:27	0.9703	Vertical
2/5/2024 10:30	0.0127	Vertical
2/6/2024 8:47	0.0186	Transverse
2/7/2024 5:45	0.0065	Transverse
2/8/2024 6:31	0.0053	Longitudinal
2/9/2024 0:30	0.0081	Longitudinal
2/10/2024 23:45	0.0146	Vertical

8925 Collins VM 2 Vibration Monitor - Maximum Daily Values

Timestamp	Peak Particle Velocity (in./sec.)	Axis (Longitudinal/Transverse/Vertical)
2/11/2024 1:45	0.0202	Vertical
2/12/2024 1:45	0.0096	Longitudinal
2/13/2024 18:15	0.0285	Transverse
2/14/2024 11:17	0.0096	Transverse
2/15/2024 10:45	0.0106	Vertical
2/16/2024 11:00	0.0112	Longitudinal
2/17/2024 11:00	0.013	Transverse
2/18/2024 15:17	0.0329	Vertical
2/19/2024 11:17	0.014	Transverse
2/20/2024 19:15	0.0233	Transverse
2/21/2024 17:00	0.0053	Vertical
2/22/2024 9:17	0.0071	Transverse
2/23/2024 10:30	0.0109	Transverse
2/24/2024 4:45	0.0074	Vertical
2/25/2024 3:01	0.0059	Transverse
2/26/2024 18:31	0.0217	Transverse
2/27/2024 6:16	0.0087	Vertical
2/28/2024 3:16	0.0074	Longitudinal
2/29/2024 18:31	0.0295	Transverse
3/1/2024 11:17	0.013	Transverse
3/2/2024 3:31	0.009	Vertical
3/3/2024 21:00	0.0127	Vertical
3/4/2024 18:31	0.0037	Longitudinal
3/5/2024 20:30	0.0074	Longitudinal
3/6/2024 6:15	0.0168	Vertical
3/7/2024 17:31	0.0137	Vertical
3/8/2024 14:45	0.0174	Transverse
3/9/2024 15:46	0.0084	Vertical
3/10/2024 6:15	0.0056	Transverse
3/11/2024 6:45	0.0087	Vertical
3/12/2024 12:02	0.0124	Transverse
3/13/2024 18:30	0.0223	Transverse
3/14/2024 8:47	0.0171	Longitudinal
3/15/2024 9:32	0.0053	Transverse
3/16/2024 6:46	0.0106	Transverse
3/17/2024 13:59	0.0199	Vertical
3/18/2024 6:45	0.0171	Transverse
3/19/2024 19:59	0.0084	Vertical
3/20/2024 12:32	0.0143	Transverse
3/21/2024 21:01	0.009	Vertical
3/22/2024 5:32	0.0456	Vertical
3/23/2024 2:32	0.0441	Vertical
3/24/2024 6:32	0.0081	Transverse

8925 Collins VM 2 Vibration Monitor - Maximum Daily Values		
Timestamp	Peak Particle Velocity (in./sec.)	Axis (Longitudinal/Transverse/Vertical)
3/25/2024 13:59	0.0096	Transverse
3/26/2024 13:32	0.0375	Vertical
3/27/2024 3:30	0.0106	Vertical
3/28/2024 5:17	0.0093	Vertical
3/29/2024 1:01	0.0335	Vertical
3/30/2024 6:17	0.0127	Transverse
3/31/2024 12:02	0.0112	Vertical
4/1/2024 19:45	0.0894	Vertical
4/2/2024 6:30	0.009	Vertical
4/3/2024 17:01	0.0115	Vertical
4/4/2024 15:30	0.0217	Transverse
4/5/2024 16:15	0.009	Longitudinal
4/6/2024 15:45	0.0047	Vertical
4/7/2024 6:17	0.0074	Transverse
4/8/2024 22:00	0.0124	Vertical
4/9/2024 0:00	0.0102	Vertical
4/10/2024 3:17	0.009	Vertical
4/11/2024 10:17	0.0428	Vertical
4/12/2024 11:30	0.0078	Transverse
4/13/2024 9:32	0.0062	Longitudinal
4/14/2024 9:02	0.0087	Transverse
4/15/2024 11:31	0.004	Transverse
4/16/2024 11:47	0.0071	Vertical
4/17/2024 5:32	0.0059	Vertical
4/18/2024 11:16	0.0053	Vertical
4/19/2024 16:45	0.0062	Transverse
4/20/2024 16:15	0.0053	Longitudinal
4/21/2024 10:32	0.0087	Longitudinal
4/22/2024 14:16	0.018	Vertical
4/23/2024 6:30	0.005	Transverse
4/24/2024 13:45	0.0121	Vertical
4/25/2024 13:45	0.0074	Transverse
4/26/2024 9:00	0.0102	Transverse
4/27/2024 10:30	0.013	Vertical
4/28/2024 2:45	0.0124	Vertical
4/29/2024 0:45	0.0065	Vertical
4/30/2024 10:45	0.0074	Vertical
5/1/2024 6:45	0.0099	Transverse
5/2/2024 6:30	0.0109	Transverse
5/3/2024 13:59	0.005	Longitudinal
5/4/2024 6:15	0.0056	Transverse
5/5/2024 5:30	0.014	Vertical
5/6/2024 6:31	0.0137	Transverse

8925 Collins VM 2 Vibration Monitor - Maximum Daily Values

Timestamp	Peak Particle Velocity (in./sec.)	Axis (Longitudinal/Transverse/Vertical)
5/7/2024 13:16	0.0186	Transverse
5/8/2024 11:15	0.0071	Transverse
5/9/2024 9:46	0.031	Transverse
5/10/2024 17:46	0.0248	Vertical
5/11/2024 6:16	0.0059	Vertical
5/12/2024 6:15	0.0099	Transverse
5/13/2024 5:30	0.0062	Transverse
5/14/2024 11:31	0.0354	Vertical
5/15/2024 4:30	0.0636	Vertical
5/16/2024 6:30	0.0143	Transverse
5/17/2024 6:15	0.014	Transverse
5/18/2024 15:31	0.0261	Vertical
5/19/2024 16:16	0.0158	Vertical
5/20/2024 6:31	0.0186	Transverse
5/21/2024 6:17	0.0195	Transverse
5/22/2024 6:15	0.0137	Transverse
5/23/2024 14:24	0.0106	Transverse
5/24/2024 6:31	0.0112	Transverse
5/25/2024 23:15	0.0205	Vertical
5/26/2024 6:30	0.0127	Transverse
5/27/2024 6:45	0.0174	Transverse
5/28/2024 6:15	0.0121	Transverse
5/29/2024 22:31	0.0081	Vertical
5/30/2024 6:15	0.018	Transverse
5/31/2024 6:15	0.0093	Transverse
6/1/2024 6:15	0.0127	Transverse
6/2/2024 6:45	0.0202	Transverse
6/3/2024 2:45	0.018	Vertical
6/4/2024 6:30	0.0133	Transverse
6/5/2024 6:15	0.0168	Transverse
6/6/2024 13:59	0.0102	Transverse
6/7/2024 6:15	0.0137	Transverse
6/8/2024 6:45	0.0192	Vertical
6/9/2024 6:15	0.0102	Transverse
6/10/2024 16:00	0.0124	Vertical
6/11/2024 7:59	0.0301	Vertical
6/12/2024 13:59	0.0714	Transverse
6/13/2024 15:00	0.0121	Transverse
6/14/2024 13:24	0.0158	Vertical
6/15/2024 6:15	0.0071	Vertical
6/16/2024 6:00	0.0056	Longitudinal
6/17/2024 9:00	0.0149	Vertical
6/18/2024 11:17	0.0096	Longitudinal

8925 Collins VM 2 Vibration Monitor - Maximum Daily Values

Timestamp	Peak Particle Velocity (in./sec.)	Axis (Longitudinal/Transverse/Vertical)
6/19/2024 2:15	0.1365	Vertical
6/20/2024 7:45	0.0158	Transverse
6/21/2024 6:45	0.0158	Vertical
6/22/2024 0:15	0.0329	Vertical
6/23/2024 4:45	0.0161	Vertical
6/24/2024 6:15	0.0071	Vertical
6/25/2024 6:30	0.0127	Vertical
6/26/2024 15:30	0.0254	Transverse
6/27/2024 6:30	0.0084	Vertical
6/28/2024 10:15	0.0081	Longitudinal
6/29/2024 6:15	0.0146	Vertical
6/30/2024 11:15	0.0155	Vertical
7/1/2024 14:45	0.0195	Transverse
7/2/2024 22:45	0.0068	Vertical
7/3/2024 14:30	0.0279	Vertical
7/4/2024 21:00	0.0394	Vertical
7/5/2024 6:00	0.0146	Vertical
7/6/2024 6:30	0.0121	Transverse
7/7/2024 6:30	0.0186	Vertical
7/8/2024 6:15	0.0183	Vertical
7/9/2024 6:30	0.0118	Transverse
7/10/2024 20:45	0.0106	Vertical
7/11/2024 15:15	0.0146	Vertical
7/12/2024 6:15	0.0155	Vertical
7/13/2024 6:16	0.0115	Transverse
7/14/2024 6:15	0.0056	Transverse
7/15/2024 6:31	0.0208	Vertical
7/16/2024 6:31	0.0065	Transverse
7/17/2024 7:45	0.023	Transverse
7/18/2024 6:30	0.0065	Transverse
7/19/2024 12:46	0.0121	Transverse
7/20/2024 0:45	0.023	Vertical
7/21/2024 8:45	0.0186	Transverse
7/22/2024 6:30	0.0115	Transverse
7/23/2024 10:01	0.0205	Transverse
7/24/2024 6:30	0.0102	Transverse
7/25/2024 6:45	0.0112	Transverse
7/26/2024 6:30	0.0081	Transverse
7/27/2024 6:15	0.0115	Transverse
7/28/2024 6:30	0.0118	Transverse
7/29/2024 11:07	0.0639	Vertical
7/30/2024 10:45	0.0137	Longitudinal
7/31/2024 13:30	0.023	Vertical

8925 Collins VM 2 Vibration Monitor - Maximum Daily Values

Timestamp	Peak Particle Velocity (in./sec.)	Axis (Longitudinal/Transverse/Vertical)
8/1/2024 14:04	0.0521	Vertical
8/2/2024 20:45	0.0071	Vertical
8/3/2024 21:32	0.1521	Vertical
8/4/2024 5:15	0.0779	Vertical
8/5/2024 3:30	0.0552	Vertical
8/6/2024 13:15	0.0102	Transverse
8/7/2024 13:14	0.014	Transverse
8/8/2024 18:45	0.0137	Transverse
8/9/2024 13:15	0.4788	Transverse
8/10/2024 9:30	0.0146	Vertical
8/11/2024 6:30	0.009	Transverse
8/12/2024 13:35	0.1064	Vertical
8/13/2024 12:00	0.0118	Transverse
8/14/2024 15:00	0.0056	Vertical
8/15/2024 11:15	0.0416	Transverse
8/16/2024 18:11	0.0276	Vertical
8/17/2024 0:31	0.0667	Longitudinal
8/18/2024 6:15	0.0093	Longitudinal
8/19/2024 12:00	0.0264	Transverse
8/20/2024 12:45	0.0317	Vertical
8/21/2024 11:00	0.049	Transverse
8/22/2024 13:59	0.0084	Transverse
8/23/2024 12:46	0.0208	Vertical
8/24/2024 11:45	0.0127	Vertical
8/25/2024 11:15	0.0158	Transverse
8/26/2024 11:12	0.0217	Vertical
8/27/2024 12:45	0.0158	Transverse
8/28/2024 18:00	0.0205	Transverse
8/29/2024 13:33	0.0161	Transverse
8/30/2024 12:40	0.0441	Longitudinal
8/31/2024 13:59	0.0202	Transverse
9/1/2024 14:15	0.0195	Vertical
9/2/2024 12:46	0.0171	Longitudinal
9/3/2024 15:30	0.0161	Transverse
9/4/2024 6:30	0.0096	Longitudinal
9/5/2024 11:00	0.0248	Transverse
9/6/2024 14:15	0.0211	Transverse
9/7/2024 6:15	0.0093	Vertical
9/8/2024 21:00	0.0056	Transverse
9/9/2024 10:45	0.0164	Transverse
9/10/2024 19:15	0.022	Vertical
9/11/2024 6:45	0.014	Vertical
9/12/2024 10:16	0.0189	Longitudinal

8925 Collins VM 2 Vibration Monitor - Maximum Daily Values

Timestamp	Peak Particle Velocity (in./sec.)	Axis (Longitudinal/Transverse/Vertical)
9/13/2024 12:06	0.0183	Transverse
9/14/2024 15:15	0.0199	Vertical
9/15/2024 14:30	0.0161	Vertical
9/16/2024 15:45	0.0192	Vertical
9/17/2024 11:00	0.0273	Transverse
9/18/2024 18:30	0.0233	Vertical
9/19/2024 18:15	0.0186	Vertical
9/20/2024 13:59	0.0146	Transverse
9/21/2024 6:30	0.0149	Vertical
9/22/2024 6:30	0.0099	Vertical
9/23/2024 6:45	0.0137	Longitudinal
9/24/2024 21:30	0.0223	Vertical
9/25/2024 19:53	0.8456	Vertical
9/26/2024 6:30	0.2486	Longitudinal
9/27/2024 16:15	0.0223	Transverse
9/28/2024 6:30	0.0109	Transverse
9/29/2024 6:46	0.0133	Transverse
9/30/2024 6:30	0.0121	Vertical
10/1/2024 11:00	0.027	Vertical
10/2/2024 12:00	0.0078	Transverse
10/3/2024 15:30	0.0208	Longitudinal
10/4/2024 15:00	0.0195	Transverse
10/5/2024 6:15	0.013	Longitudinal
10/6/2024 8:30	0.0146	Transverse
10/7/2024 15:16	0.0524	Transverse
10/8/2024 14:31	0.014	Vertical
10/9/2024 16:16	0.0838	Vertical
10/10/2024 1:01	0.0192	Vertical
10/11/2024 13:45	0.0149	Transverse
10/12/2024 12:01	0.0161	Transverse
10/13/2024 6:15	0.0074	Longitudinal
10/14/2024 6:31	0.009	Longitudinal
10/15/2024 6:45	0.0106	Vertical
10/16/2024 17:46	0.023	Longitudinal
10/17/2024 15:00	0.0357	Transverse
10/18/2024 11:45	0.0133	Vertical
10/19/2024 7:30	0.0152	Transverse
10/20/2024 6:30	0.0106	Vertical
10/21/2024 15:46	0.0155	Transverse
10/22/2024 17:17	0.0205	Transverse
10/23/2024 6:30	0.0164	Vertical
10/24/2024 15:00	0.0326	Longitudinal
10/25/2024 14:16	0.0183	Transverse

8925 Collins VM 2 Vibration Monitor - Maximum Daily Values

Timestamp	Peak Particle Velocity (in./sec.)	Axis (Longitudinal/Transverse/Vertical)
10/26/2024 6:45	0.0202	Vertical
10/27/2024 6:30	0.0133	Vertical
10/28/2024 13:45	0.0332	Transverse
10/29/2024 17:30	0.0096	Longitudinal
10/30/2024 6:45	0.0211	Vertical
10/31/2024 18:15	0.0292	Transverse
11/1/2024 6:15	0.0112	Vertical
11/2/2024 7:45	0.0223	Transverse
11/3/2024 19:45	0.0143	Vertical
11/4/2024 21:45	0.018	Vertical
11/5/2024 9:45	0.0248	Vertical
11/6/2024 20:01	0.0146	Vertical
11/7/2024 9:15	0.0171	Transverse
11/8/2024 11:00	0.0106	Longitudinal
11/9/2024 6:30	0.0074	Longitudinal
11/10/2024 13:45	0.0782	Longitudinal
11/11/2024 6:45	0.0137	Transverse
11/12/2024 8:00	0.0509	Transverse
11/13/2024 6:15	0.04	Transverse
11/14/2024 14:30	0.0155	Transverse
11/15/2024 6:45	0.0174	Vertical
11/16/2024 6:15	0.0155	Vertical
11/17/2024 6:30	0.0121	Vertical
11/18/2024 16:00	0.0301	Transverse
11/19/2024 9:15	0.0304	Transverse
11/20/2024 6:30	0.0261	Vertical
11/21/2024 16:15	0.0174	Transverse
11/22/2024 16:45	0.0124	Transverse
11/23/2024 6:30	0.0282	Longitudinal
11/24/2024 9:01	0.0043	Transverse
11/25/2024 14:30	0.0534	Transverse
11/26/2024 10:45	0.0385	Vertical
11/27/2024 9:30	0.0112	Transverse
11/28/2024 7:15	0.004	Transverse
11/29/2024 6:30	0.0168	Vertical
11/30/2024 6:15	0.0093	Vertical
12/1/2024 6:30	0.0102	Vertical
12/2/2024 11:30	0.0109	Transverse
12/3/2024 11:00	0.0155	Longitudinal
12/4/2024 9:45	0.013	Transverse
12/5/2024 15:30	0.0118	Vertical
12/6/2024 9:30	0.0422	Longitudinal
12/7/2024 6:45	0.0245	Transverse

8925 Collins VM 2 Vibration Monitor - Maximum Daily Values

Timestamp	Peak Particle Velocity (in./sec.)	Axis (Longitudinal/Transverse/Vertical)
12/8/2024 7:45	0.005	Transverse
12/9/2024 17:39	10.0003	Vertical
12/17/2024 14:45	0.0112	Longitudinal
12/18/2024 14:45	0.0711	Longitudinal
12/19/2024 13:30	0.0928	Vertical
12/20/2024 9:15	0.0596	Vertical
12/21/2024 6:47	0.0155	Transverse
12/22/2024 16:15	0.0068	Transverse
12/23/2024 13:45	0.0112	Longitudinal
12/24/2024 6:32	0.0115	Transverse
12/25/2024 6:32	0.0161	Transverse
12/26/2024 6:32	0.0127	Transverse
12/27/2024 17:08	0.0667	Transverse
12/28/2024 6:30	0.0084	Transverse
12/29/2024 6:00	0.014	Vertical
12/30/2024 13:15	0.0189	Transverse
12/31/2024 10:00	0.0279	Transverse
1/1/2025 6:16	0.0183	Transverse
1/2/2025 6:30	0.0102	Transverse
1/3/2025 10:00	0.0475	Vertical
1/4/2025 6:15	0.013	Transverse
1/5/2025 6:30	0.0037	Vertical
1/6/2025 13:30	0.0106	Longitudinal
1/7/2025 10:00	0.0121	Transverse
1/8/2025 10:15	0.009	Longitudinal
1/9/2025 7:15	0.0335	Transverse
1/10/2025 9:00	0.0186	Transverse
1/11/2025 6:47	0.0127	Transverse
1/12/2025 13:23	0.0496	Transverse
1/13/2025 10:30	0.0124	Longitudinal
1/14/2025 6:45	0.0149	Transverse
1/15/2025 15:00	0.0242	Longitudinal
1/16/2025 11:00	0.0161	Transverse
1/17/2025 12:00	0.0245	Transverse
1/18/2025 9:30	0.041	Transverse
1/19/2025 10:30	0.0034	Vertical
1/20/2025 5:00	0.0062	Transverse
1/21/2025 7:30	0.0137	Vertical
1/22/2025 10:30	0.0053	Transverse
1/23/2025 14:42	0.0335	Longitudinal
1/24/2025 16:15	0.0403	Vertical
1/25/2025 15:45	0.0043	Transverse
1/26/2025 9:00	0.0043	Longitudinal

8925 Collins VM 2 Vibration Monitor - Maximum Daily Values

Timestamp	Peak Particle Velocity (in./sec.)	Axis (Longitudinal/Transverse/Vertical)
1/27/2025 14:46	0.0102	Transverse
1/28/2025 15:15	0.0168	Transverse
1/29/2025 12:15	0.0152	Longitudinal
1/30/2025 9:45	0.041	Transverse
1/31/2025 6:15	0.0183	Transverse
2/1/2025 0:45	0.0205	Vertical
2/2/2025 12:15	0.0059	Transverse
2/3/2025 11:45	0.0115	Transverse
2/4/2025 16:00	0.0627	Longitudinal
2/5/2025 17:08	0.0388	Transverse
2/6/2025 7:15	0.0195	Transverse
2/7/2025 17:30	0.018	Longitudinal
2/8/2025 6:59	0.0106	Transverse
2/9/2025 6:45	0.0161	Transverse
2/10/2025 13:30	0.0245	Transverse
2/11/2025 16:30	0.014	Longitudinal
2/12/2025 8:15	0.0195	Transverse
2/13/2025 11:45	0.0304	Longitudinal
2/14/2025 8:45	0.0431	Transverse
2/15/2025 6:30	0.0112	Transverse
2/16/2025 10:15	0.0037	Transverse
2/17/2025 19:22	0.0375	Vertical
2/18/2025 12:15	0.0338	Longitudinal
2/19/2025 8:15	0.0385	Transverse
2/20/2025 10:45	0.0109	Transverse
2/21/2025 15:45	0.0161	Longitudinal
2/22/2025 10:15	0.0093	Transverse
2/23/2025 6:30	0.0059	Transverse
2/24/2025 14:15	0.0779	Longitudinal
2/25/2025 17:30	0.0239	Transverse
2/26/2025 8:45	0.0242	Transverse
2/27/2025 14:58	0.0369	Transverse
2/28/2025 14:15	0.0137	Longitudinal
3/1/2025 22:30	0.0109	Transverse
3/2/2025 6:30	0.0068	Transverse
3/3/2025 11:45	0.0261	Transverse
3/4/2025 13:15	0.0174	Longitudinal
3/5/2025 16:00	0.0484	Transverse
3/6/2025 10:00	0.0121	Transverse
3/7/2025 13:58	0.0475	Vertical
3/8/2025 6:00	0.0121	Transverse
3/9/2025 10:30	0.0388	Longitudinal
3/10/2025 9:30	0.0161	Transverse

8925 Collins VM 2 Vibration Monitor - Maximum Daily Values

Timestamp	Peak Particle Velocity (in./sec.)	Axis (Longitudinal/Transverse/Vertical)
3/11/2025 12:30	0.0481	Longitudinal
3/12/2025 12:00	0.0183	Transverse
3/13/2025 8:30	0.0369	Transverse
3/14/2025 6:30	0.014	Transverse
3/15/2025 6:45	0.0102	Transverse
3/16/2025 6:30	0.0056	Transverse
3/17/2025 15:45	0.013	Transverse
3/18/2025 16:00	0.0109	Transverse
3/19/2025 14:08	0.0391	Vertical
3/20/2025 6:30	0.0192	Transverse
3/21/2025 9:30	0.0189	Transverse
3/22/2025 6:30	0.0121	Transverse
3/23/2025 6:30	0.0056	Transverse
3/24/2025 13:59	0.0171	Transverse
3/25/2025 6:32	0.0149	Transverse
3/26/2025 13:00	0.009	Transverse
3/27/2025 6:32	0.014	Transverse
3/28/2025 9:00	0.0155	Transverse
4/2/2025 18:06	0.0183	Transverse
4/3/2025 9:45	0.0208	Longitudinal
4/4/2025 18:15	0.0382	Longitudinal
4/5/2025 17:30	0.0192	Longitudinal
4/6/2025 6:15	0.0099	Transverse
4/7/2025 11:45	0.0084	Transverse
4/8/2025 18:06	0.0757	Longitudinal
4/9/2025 7:15	0.0388	Transverse
4/10/2025 12:30	0.0053	Transverse
4/11/2025 10:45	0.018	Transverse
4/12/2025 6:30	0.0043	Transverse
4/13/2025 14:15	0.0317	Vertical
4/14/2025 12:45	0.0152	Transverse
4/15/2025 15:30	0.0109	Transverse
4/16/2025 11:00	0.0192	Transverse
4/17/2025 9:30	0.0174	Transverse
4/18/2025 9:00	0.0186	Transverse
4/19/2025 6:32	0.0071	Transverse
4/20/2025 19:15	0.005	Transverse
4/21/2025 13:15	0.0143	Transverse
4/22/2025 14:49	0.0701	Longitudinal
4/23/2025 10:00	0.0168	Transverse
4/24/2025 8:30	0.0099	Transverse
4/25/2025 17:00	0.0289	Longitudinal
4/26/2025 19:59	0.0087	Longitudinal

8925 Collins VM 2 Vibration Monitor - Maximum Daily Values

Timestamp	Peak Particle Velocity (in./sec.)	Axis (Longitudinal/Transverse/Vertical)
4/27/2025 18:45	0.0043	Transverse
4/28/2025 6:30	0.007	Transverse
4/29/2025 11:15	0.015	Transverse
4/30/2025 10:00	0.02	Transverse
5/1/2025 7:45	0.008	Transverse
5/2/2025 6:30	0.011	Transverse
5/3/2025 11:15	0.01	Vertical
5/4/2025 15:32	0.013	Vertical
5/5/2025 10:15	0.009	Longitudinal
5/6/2025 11:15	0.03	Transverse
5/7/2025 13:44	0.106	Transverse
5/8/2025 13:45	0.05	Transverse
5/9/2025 9:45	0.011	Longitudinal
5/10/2025 6:30	0.007	Transverse
5/11/2025 14:15	0.008	Longitudinal
5/12/2025 8:45	0.007	Vertical
5/13/2025 12:00	0.014	Transverse
5/14/2025 16:06	1.778	Transverse
5/15/2025 17:45	0.027	Vertical
5/16/2025 17:30	0.039	Longitudinal
5/17/2025 16:00	0.004	Transverse
5/18/2025 12:15	0.006	Longitudinal
5/19/2025 12:00	0.039	Transverse
5/20/2025 10:15	0.034	Longitudinal
5/21/2025 17:30	0.024	Vertical
5/22/2025 9:30	0.016	Longitudinal
5/23/2025 11:45	0.012	Longitudinal
5/24/2025 6:30	0.006	Transverse
5/25/2025 17:00	0.005	Transverse
5/26/2025 6:45	0.006	Transverse
5/27/2025 14:45	0.024	Transverse
5/28/2025 7:02	0.014	Transverse
5/29/2025 11:00	0.023	Longitudinal
5/30/2025 18:47	0.306	Transverse
5/31/2025 6:32	0.011	Transverse
6/1/2025 6:32	0.008	Transverse
6/2/2025 8:30	0.016	Longitudinal
6/5/2025 14:15	0.046	Vertical
6/6/2025 8:30	0.011	Transverse
6/7/2025 11:15	0.005	Transverse
6/8/2025 13:45	0.012	Vertical
6/9/2025 12:45	0.01	Longitudinal
6/10/2025 7:00	0.011	Transverse

8925 Collins VM 2 Vibration Monitor - Maximum Daily Values

Timestamp	Peak Particle Velocity (in./sec.)	Axis (Longitudinal/Transverse/Vertical)
6/11/2025 11:45	0.006	Transverse
6/12/2025 12:28	0.105	Transverse
6/13/2025 6:30	0.008	Transverse
6/14/2025 6:45	0.01	Transverse
6/15/2025 18:00	0.006	Transverse
6/16/2025 5:30	0.004	Transverse
6/17/2025 7:45	0.004	Vertical
6/18/2025 12:32	0.054	Transverse
6/19/2025 6:45	0.006	Transverse
6/20/2025 6:30	0.013	Transverse
6/21/2025 6:00	0.006	Transverse
6/22/2025 9:00	0.005	Vertical
6/23/2025 4:15	0.006	Transverse
6/24/2025 18:59	0.146	Transverse
6/25/2025 13:30	0.02	Transverse
6/26/2025 15:00	0.007	Transverse
6/27/2025 6:15	0.012	Transverse
6/28/2025 10:45	0.004	Longitudinal
6/29/2025 20:15	0.005	Transverse
6/30/2025 6:30	0.008	Transverse
7/1/2025 7:59	0.017	Transverse
7/2/2025 14:40	0.077	Transverse
7/3/2025 13:45	0.036	Vertical
7/4/2025 21:30	0.007	Vertical
7/5/2025 23:00	0.006	Vertical
7/6/2025 17:45	0.006	Longitudinal
7/7/2025 8:30	0.006	Transverse
7/8/2025 17:30	0.008	Vertical
7/9/2025 19:00	0.169	Vertical
7/10/2025 18:15	0.01	Vertical
7/11/2025 6:30	0.007	Transverse
7/12/2025 6:45	0.012	Transverse
7/13/2025 13:30	0.004	Vertical
7/14/2025 14:30	0.016	Transverse
7/15/2025 15:56	0.121	Transverse
7/16/2025 15:45	0.005	Vertical
7/17/2025 6:45	0.006	Transverse
7/18/2025 8:45	0.004	Longitudinal
7/19/2025 6:30	0.011	Transverse
7/20/2025 17:45	0.004	Transverse
7/21/2025 8:15	0.004	Vertical
7/22/2025 12:56	0.112	Longitudinal
7/23/2025 14:46	0.006	Longitudinal

8925 Collins VM 2 Vibration Monitor - Maximum Daily Values

Timestamp	Peak Particle Velocity (in./sec.)	Axis (Longitudinal/Transverse/Vertical)
7/24/2025 13:30	0.006	Transverse
7/25/2025 9:30	0.018	Longitudinal
7/26/2025 6:15	0.006	Transverse
7/27/2025 7:00	0.009	Transverse
7/28/2025 14:15	0.017	Transverse
7/29/2025 3:00	0.015	Transverse
7/30/2025 12:30	0.01	Transverse
7/31/2025 6:15	0.012	Transverse
8/1/2025 14:54	0.122	Transverse
8/2/2025 16:15	0.01	Longitudinal
8/3/2025 17:45	0.004	Vertical
8/4/2025 11:15	0.012	Longitudinal
8/5/2025 10:30	0.005	Transverse
8/6/2025 0:45	0.007	Longitudinal
8/7/2025 15:15	0.025	Transverse
8/8/2025 14:15	0.025	Transverse
8/9/2025 4:45	0.012	Vertical
8/10/2025 6:00	0.004	Longitudinal
8/11/2025 8:30	0.004	Vertical
8/12/2025 10:00	0.006	Transverse
8/13/2025 15:36	0.106	Longitudinal
8/14/2025 13:28	0.062	Longitudinal
8/15/2025 7:30	0.023	Vertical
8/16/2025 6:30	0.011	Transverse
8/17/2025 7:00	0.006	Transverse
8/18/2025 5:15	0.006	Transverse
8/19/2025 16:45	0.03	Longitudinal
8/20/2025 5:30	0.007	Transverse
8/21/2025 10:37	10	Vertical
8/22/2025 6:16	0.007	Transverse
8/23/2025 12:45	0.009	Vertical
8/24/2025 6:15	0.006	Longitudinal
8/25/2025 20:15	0.018	Vertical
8/26/2025 9:00	0.036	Vertical
8/27/2025 15:15	0.014	Vertical
8/28/2025 5:45	0.017	Longitudinal
8/29/2025 11:20	0.034	Longitudinal
8/30/2025 14:31	0.006	Transverse
8/31/2025 15:31	0.006	Vertical
9/1/2025 5:59	0.006	Transverse
9/2/2025 6:15	0.006	Longitudinal
9/3/2025 11:45	0.01	Longitudinal
9/4/2025 6:15	0.006	Transverse

8925 Collins VM 2 Vibration Monitor - Maximum Daily Values

Timestamp	Peak Particle Velocity (in./sec.)	Axis (Longitudinal/Transverse/Vertical)
9/5/2025 13:59	0.007	Vertical
9/6/2025 14:30	0.005	Transverse
9/7/2025 6:16	0.005	Longitudinal
9/8/2025 15:45	0.017	Longitudinal
9/9/2025 7:59	0.006	Vertical
9/10/2025 14:15	0.009	Transverse
9/11/2025 6:16	0.006	Transverse
9/12/2025 17:15	0.005	Vertical
9/13/2025 9:45	0.004	Vertical
9/14/2025 6:45	0.006	Transverse
9/15/2025 13:00	0.007	Transverse
9/16/2025 6:15	0.005	Longitudinal
9/17/2025 6:30	0.004	Transverse
9/18/2025 21:45	0.025	Vertical
9/19/2025 6:15	0.005	Longitudinal
9/20/2025 15:15	0.011	Vertical
9/21/2025 6:15	0.006	Transverse
9/22/2025 14:15	0.009	Transverse
9/23/2025 17:45	0.009	Vertical
9/24/2025 7:59	0.005	Transverse
9/25/2025 11:00	0.008	Transverse
9/26/2025 10:15	0.033	Transverse
9/27/2025 6:45	0.007	Transverse
9/28/2025 19:01	0.008	Vertical
9/29/2025 11:16	0.01	Longitudinal
9/30/2025 17:30	0.006	Vertical
10/1/2025 0:15	0.004	Longitudinal
10/2/2025 14:15	0.012	Transverse
10/3/2025 9:30	0.009	Transverse
10/4/2025 11:59	0.007	Transverse
10/5/2025 19:00	0.007	Vertical
10/6/2025 11:45	0.015	Transverse
10/7/2025 6:45	0.008	Transverse
10/8/2025 6:30	0.011	Transverse
10/9/2025 15:45	0.021	Vertical
10/10/2025 5:30	0.006	Longitudinal
10/11/2025 13:30	0.006	Transverse
10/12/2025 6:31	0.006	Longitudinal
10/13/2025 17:45	0.012	Transverse
10/14/2025 6:45	0.008	Transverse
10/15/2025 12:15	0.009	Transverse
10/16/2025 6:31	0.006	Transverse
10/17/2025 7:45	0.008	Transverse

8925 Collins VM 2 Vibration Monitor - Maximum Daily Values

Timestamp	Peak Particle Velocity (in./sec.)	Axis (Longitudinal/Transverse/Vertical)
10/18/2025 6:16	0.006	Transverse
10/19/2025 6:31	0.006	Transverse
10/20/2025 3:30	0.004	Longitudinal
10/21/2025 9:59	0.014	Vertical
10/22/2025 15:00	0.013	Longitudinal
10/23/2025 6:15	0.005	Longitudinal
10/24/2025 6:15	0.014	Transverse
10/25/2025 11:30	0.009	Transverse
10/26/2025 6:15	0.004	Longitudinal
10/27/2025 5:59	0.009	Transverse
10/28/2025 6:30	0.007	Transverse
10/29/2025 6:31	0.007	Transverse
10/30/2025 7:00	0.006	Transverse
10/31/2025 5:59	0.006	Transverse
11/1/2025 18:15	0.016	Vertical
11/2/2025 13:45	0.006	Longitudinal
11/3/2025 12:30	0.006	Longitudinal
11/4/2025 5:30	0.01	Transverse
11/5/2025 6:30	0.008	Transverse
11/6/2025 14:31	0.009	Transverse
11/7/2025 6:00	0.01	Transverse
11/8/2025 10:59	0.012	Vertical
11/9/2025 16:00	0.004	Transverse
11/10/2025 6:00	0.005	Transverse
11/11/2025 2:45	0.006	Vertical
11/12/2025 7:15	0.004	Longitudinal
11/13/2025 6:15	0.004	Longitudinal
11/14/2025 14:31	0.024	Transverse
11/15/2025 6:15	0.005	Transverse
11/16/2025 14:15	0.007	Transverse
11/17/2025 12:30	0.009	Transverse
11/18/2025 8:30	0.01	Vertical
11/19/2025 14:30	0.022	Longitudinal
11/20/2025 15:15	0.031	Vertical
11/21/2025 11:15	0.012	Transverse
11/22/2025 16:59	0.006	Transverse
11/23/2025 0:30	0.003	Longitudinal
11/24/2025 13:15	0.018	Longitudinal
11/25/2025 12:30	0.015	Longitudinal
11/26/2025 8:45	0.014	Longitudinal
11/27/2025 6:16	0.004	Longitudinal
11/28/2025 18:16	0.004	Transverse
11/29/2025 8:15	0.004	Transverse

8925 Collins VM 2 Vibration Monitor - Maximum Daily Values

Timestamp	Peak Particle Velocity (in./sec.)	Axis (Longitudinal/Transverse/Vertical)
11/30/2025 6:16	0.006	Vertical
12/1/2025 10:46	0.022	Transverse
12/2/2025 13:15	0.014	Transverse
12/3/2025 8:45	0.014	Transverse
12/4/2025 15:15	0.015	Vertical
12/5/2025 14:30	0.012	Transverse
12/6/2025 9:31	0.005	Transverse
12/7/2025 9:47	0.006	Transverse
12/8/2025 14:45	0.012	Transverse
12/9/2025 9:30	0.009	Transverse
12/10/2025 8:30	0.012	Longitudinal
12/11/2025 8:15	0.01	Transverse
12/12/2025 13:46	0.017	Transverse
12/13/2025 15:15	0.012	Vertical
12/14/2025 6:15	0.005	Vertical
12/15/2025 8:45	0.011	Transverse
12/16/2025 11:45	0.015	Longitudinal
12/17/2025 13:46	0.012	Longitudinal
12/18/2025 12:15	0.012	Transverse
12/19/2025 12:30	0.011	Longitudinal
12/20/2025 8:59	0.016	Transverse
12/21/2025 6:31	0.006	Transverse
12/22/2025 8:15	0.01	Transverse
12/23/2025 10:59	0.012	Transverse
12/24/2025 5:16	0.009	Transverse
12/25/2025 12:15	0.019	Vertical
12/26/2025 8:15	0.01	Longitudinal
12/27/2025 10:01	0.008	Transverse
12/28/2025 18:03	0.01	Transverse
12/29/2025 6:01	0.01	Transverse
12/30/2025 8:15	0.011	Transverse
12/31/2025 6:31	0.008	Vertical
1/1/2026 6:31	0.007	Vertical
1/2/2026 6:31	0.011	Transverse
1/3/2026 6:16	0.006	Longitudinal
1/4/2026 7:30	0.008	Vertical
1/5/2026 6:31	0.011	Longitudinal
1/6/2026 9:17	0.021	Longitudinal
1/7/2026 9:47	0.013	Transverse
1/8/2026 6:15	0.012	Transverse
1/9/2026 6:46	0.012	Transverse
1/10/2026 17:31	0.01	Vertical
1/11/2026 6:31	0.006	Transverse

8925 Collins VM 2 Vibration Monitor - Maximum Daily Values

Timestamp	Peak Particle Velocity (in./sec.)	Axis (Longitudinal/Transverse/Vertical)
1/12/2026 9:31	0.006	Longitudinal
1/13/2026 14:30	0.018	Vertical
1/14/2026 6:46	0.004	Longitudinal
1/15/2026 9:16	0.005	Transverse
1/16/2026 8:59	0.007	Transverse
1/17/2026 17:31	0.013	Vertical
1/18/2026 13:30	0.005	Vertical
1/19/2026 16:45	0.005	Transverse
1/20/2026 12:59	0.295	Vertical
1/21/2026 5:16	0.005	Transverse
1/22/2026 9:16	0.01	Transverse
1/23/2026 11:15	0.032	Vertical
1/24/2026 17:17	0.008	Vertical
1/25/2026 18:31	0.02	Transverse
1/26/2026 10:31	0.066	Transverse
1/27/2026 6:02	0.014	Vertical
1/28/2026 6:31	0.009	Vertical
1/29/2026 5:46	0.042	Vertical
1/30/2026 8:15	0.005	Longitudinal
1/31/2026 0:15	0.006	Transverse
2/1/2026 5:33	0.006	Vertical
2/2/2026 8:45	0.005	Transverse
2/3/2026 6:31	0.007	Transverse
2/4/2026 13:15	0.01	Transverse
2/5/2026 12:45	0.005	Vertical
2/6/2026 6:31	0.006	Longitudinal
2/7/2026 9:30	0.015	Transverse
2/8/2026 13:45	0.009	Transverse
2/9/2026 0:00	0.004	Longitudinal
2/10/2026 18:31	0.043	Longitudinal
2/11/2026 14:15	0.02	Vertical
2/12/2026 6:31	0.008	Vertical
2/13/2026 10:45	0.014	Transverse
2/14/2026 6:30	0.006	Vertical
2/15/2026 16:45	0.008	Vertical
2/16/2026 6:45	0.011	Vertical
2/17/2026 9:15	0.015	Transverse
2/18/2026 11:15	0.007	Vertical
2/19/2026 5:31	0.014	Transverse
2/20/2026 16:59	0.029	Transverse
2/21/2026 17:31	0.014	Vertical
2/22/2026 6:31	0.007	Transverse
2/23/2026 5:31	0.006	Longitudinal

8925 Collins VM 2 Vibration Monitor - Maximum Daily Values		
Timestamp	Peak Particle Velocity (in./sec.)	Axis (Longitudinal/Transverse/Vertical)
2/24/2026 6:45	0.009	Transverse
2/25/2026 6:31	0.014	Vertical
2/26/2026 6:16	0.008	Vertical
2/27/2026 9:31	0.014	Vertical
2/28/2026 6:45	0.006	Transverse
3/1/2026 6:30	0.01	Vertical
3/2/2026 6:31	0.0053	Transverse
3/3/2026 3:45	0.0037	Longitudinal
3/4/2026 14:59	0.0065	Transverse
3/5/2026 8:59	0.0127	Transverse
3/6/2026 17:45	0.0155	Vertical
3/7/2026 6:30	0.005	Transverse
3/8/2026 6:45	0.0102	Transverse

8926 Collins VM Vibration Monitor - Maximum Daily Values		
Timestamp	Peak Particle Velocity (in./sec.)	Axis (Longitudinal/Transverse/Vertical)
4/12/2023 20:30	0.0121	Vertical
4/13/2023 9:30	0.0158	Vertical
4/14/2023 17:00	0.0155	Vertical
4/15/2023 12:45	0.0177	Transverse
4/16/2023 17:31	0.0304	Vertical
4/17/2023 18:45	0.0155	Vertical
4/18/2023 11:15	0.0168	Vertical
4/19/2023 13:57	0.0168	Vertical
4/20/2023 7:30	0.0354	Longitudinal
4/21/2023 3:15	0.0133	Vertical
4/22/2023 16:45	0.0143	Vertical
4/23/2023 12:15	0.0146	Vertical
4/24/2023 2:45	0.0161	Vertical
4/25/2023 13:02	0.0127	Vertical
4/26/2023 14:17	0.0152	Vertical
4/27/2023 9:46	0.0143	Vertical
4/28/2023 10:32	0.1443	Longitudinal
4/29/2023 2:00	0.0174	Vertical
4/30/2023 5:30	0.0133	Vertical
5/1/2023 11:15	0.0143	Vertical
5/2/2023 15:30	0.0174	Vertical
5/3/2023 1:59	0.0084	Vertical
5/5/2023 12:46	0.0261	Transverse
5/6/2023 8:45	0.014	Vertical
5/7/2023 12:15	0.0133	Vertical
5/8/2023 19:00	0.0161	Vertical
5/9/2023 13:15	0.0143	Vertical
5/10/2023 12:15	0.0568	Vertical
5/11/2023 9:17	0.077	Vertical
5/12/2023 16:45	0.0149	Vertical
5/13/2023 19:45	0.0158	Vertical
5/14/2023 19:00	0.014	Vertical
5/15/2023 6:30	0.0143	Vertical
5/16/2023 19:45	0.0137	Vertical
5/17/2023 1:00	0.0133	Vertical
5/18/2023 15:21	0.0447	Transverse
5/19/2023 8:45	0.0158	Vertical
5/20/2023 9:15	0.0161	Vertical
5/21/2023 9:45	0.0133	Vertical
5/22/2023 16:02	0.0143	Longitudinal
5/23/2023 1:17	0.0068	Vertical
5/31/2023 18:17	0.0192	Longitudinal
6/1/2023 10:47	0.014	Vertical

8926 Collins VM Vibration Monitor - Maximum Daily Values		
Timestamp	Peak Particle Velocity (in./sec.)	Axis (Longitudinal/Transverse/Vertical)
6/2/2023 14:56	0.0956	Transverse
6/3/2023 18:00	0.0214	Longitudinal
6/4/2023 21:15	0.0199	Longitudinal
6/5/2023 16:15	0.0149	Vertical
6/6/2023 6:30	0.0127	Vertical
6/7/2023 17:00	0.0124	Vertical
6/8/2023 10:45	0.0143	Vertical
6/9/2023 11:26	0.0354	Transverse
6/10/2023 12:15	0.0152	Vertical
6/11/2023 19:15	0.0168	Transverse
6/12/2023 13:30	0.0133	Vertical
6/13/2023 15:00	0.0174	Longitudinal
6/14/2023 9:15	0.0155	Vertical
6/15/2023 14:15	0.0282	Vertical
6/16/2023 20:16	0.0127	Vertical
6/17/2023 14:30	0.0146	Vertical
6/18/2023 16:15	0.0168	Transverse
6/19/2023 13:02	0.022	Transverse
6/20/2023 11:30	0.0214	Vertical
6/21/2023 10:30	0.1995	Transverse
6/22/2023 23:00	0.0149	Vertical
6/23/2023 17:15	0.0133	Vertical
6/24/2023 14:31	0.014	Vertical
6/25/2023 8:45	0.0149	Vertical
6/26/2023 6:15	0.0127	Vertical
6/27/2023 16:45	0.013	Vertical
6/28/2023 2:30	0.0164	Vertical
6/29/2023 0:30	0.0118	Vertical
6/30/2023 11:00	0.013	Vertical
7/1/2023 6:15	0.0152	Vertical
7/2/2023 15:30	0.0146	Vertical
7/3/2023 12:00	0.0444	Transverse
7/4/2023 7:30	0.0143	Vertical
7/5/2023 5:15	0.0177	Vertical
7/6/2023 18:15	0.0143	Vertical
7/7/2023 23:30	0.0155	Vertical
7/8/2023 7:30	0.018	Transverse
7/9/2023 18:45	0.0177	Longitudinal
7/10/2023 20:45	0.013	Vertical
7/11/2023 15:00	0.0133	Vertical
7/12/2023 19:16	0.0205	Longitudinal
7/13/2023 13:30	0.0155	Longitudinal
7/14/2023 9:11	0.0276	Transverse

8926 Collins VM Vibration Monitor - Maximum Daily Values		
Timestamp	Peak Particle Velocity (in./sec.)	Axis (Longitudinal/Transverse/Vertical)
7/15/2023 10:45	0.0158	Vertical
7/16/2023 12:15	0.0149	Vertical
7/17/2023 2:16	0.0115	Vertical
7/18/2023 17:45	0.0164	Vertical
7/19/2023 19:04	0.0531	Vertical
7/20/2023 14:45	0.0174	Transverse
7/21/2023 4:45	0.0211	Vertical
7/22/2023 15:45	0.0137	Transverse
7/23/2023 12:30	0.0149	Vertical
7/24/2023 23:30	0.0195	Transverse
7/25/2023 10:30	0.0205	Transverse
7/26/2023 9:30	0.0251	Vertical
7/27/2023 21:15	0.0161	Vertical
7/28/2023 6:45	0.014	Vertical
7/29/2023 13:30	0.0137	Vertical
7/30/2023 19:59	0.014	Longitudinal
7/31/2023 9:00	0.0202	Transverse
8/1/2023 12:15	0.0413	Longitudinal
8/2/2023 7:30	0.0242	Vertical
8/3/2023 10:41	0.0531	Vertical
8/4/2023 10:30	0.0164	Longitudinal
8/5/2023 18:30	0.0143	Vertical
8/6/2023 10:15	0.0146	Longitudinal
8/7/2023 9:45	0.0171	Transverse
8/8/2023 9:45	0.0295	Vertical
8/9/2023 10:15	0.0276	Vertical
8/10/2023 10:45	0.0127	Vertical
8/11/2023 6:00	0.0152	Longitudinal
8/12/2023 6:30	0.0133	Longitudinal
8/13/2023 8:45	0.0158	Vertical
8/14/2023 9:45	0.0155	Longitudinal
8/15/2023 10:15	0.0127	Transverse
8/16/2023 15:31	0.0155	Transverse
8/17/2023 11:15	0.0195	Vertical
8/18/2023 21:30	0.0205	Longitudinal
8/19/2023 4:15	0.0217	Vertical
8/20/2023 15:00	0.0133	Vertical
8/21/2023 1:30	0.0133	Vertical
8/22/2023 23:00	0.013	Vertical
8/23/2023 0:00	0.0133	Vertical
8/24/2023 17:59	0.0825	Vertical
8/25/2023 10:45	0.0155	Vertical
8/26/2023 13:30	0.0155	Vertical

8926 Collins VM Vibration Monitor - Maximum Daily Values		
Timestamp	Peak Particle Velocity (in./sec.)	Axis (Longitudinal/Transverse/Vertical)
8/27/2023 12:45	0.0124	Vertical
8/28/2023 16:30	0.0214	Vertical
8/29/2023 16:00	0.0143	Vertical
8/30/2023 13:00	0.0155	Vertical
8/31/2023 14:45	0.0211	Vertical
9/1/2023 12:30	0.0258	Vertical
9/2/2023 14:45	0.014	Transverse
9/3/2023 13:00	0.0127	Vertical
9/4/2023 9:45	0.0171	Transverse
9/5/2023 13:59	0.0233	Longitudinal
9/6/2023 19:09	0.072	Vertical
9/7/2023 14:15	0.0189	Vertical
9/8/2023 9:00	0.0354	Vertical
9/9/2023 7:30	0.0152	Vertical
9/10/2023 10:46	0.0137	Vertical
9/11/2023 17:00	0.0335	Vertical
9/12/2023 11:15	0.0478	Vertical
9/13/2023 14:45	0.0152	Vertical
9/14/2023 7:59	0.0146	Longitudinal
9/15/2023 18:00	0.0115	Transverse
9/16/2023 10:15	0.0143	Vertical
9/17/2023 13:45	0.014	Vertical
9/18/2023 14:04	0.7838	Longitudinal
9/19/2023 13:59	0.0146	Vertical
9/20/2023 8:30	0.0164	Transverse
9/21/2023 17:01	0.0133	Vertical
9/22/2023 0:46	0.0161	Vertical
9/23/2023 15:46	0.0146	Vertical
9/24/2023 6:30	0.0164	Vertical
9/25/2023 20:30	0.0214	Vertical
9/26/2023 15:01	0.0164	Transverse
9/27/2023 12:01	0.0158	Transverse
9/28/2023 12:56	0.05	Vertical
9/29/2023 18:15	0.013	Vertical
9/30/2023 17:46	0.0158	Longitudinal
10/1/2023 12:45	0.0127	Vertical
10/2/2023 18:00	0.013	Vertical
10/3/2023 10:45	0.0143	Transverse
10/4/2023 16:30	0.014	Vertical
10/5/2023 16:31	0.0161	Vertical
10/6/2023 5:16	0.0121	Vertical
10/7/2023 15:45	0.0146	Vertical
10/8/2023 19:16	0.0152	Vertical

8926 Collins VM Vibration Monitor - Maximum Daily Values		
Timestamp	Peak Particle Velocity (in./sec.)	Axis (Longitudinal/Transverse/Vertical)
10/9/2023 1:45	0.013	Vertical
10/10/2023 14:30	0.0143	Vertical
10/11/2023 11:01	0.0143	Transverse
10/12/2023 0:16	0.0133	Vertical
10/13/2023 7:59	0.014	Vertical
10/14/2023 7:15	0.0143	Vertical
10/15/2023 18:16	0.0161	Longitudinal
10/16/2023 10:46	0.0186	Transverse
10/17/2023 13:00	0.0161	Vertical
10/18/2023 19:00	0.0155	Vertical
10/19/2023 1:45	0.0149	Vertical
10/20/2023 14:15	0.0583	Transverse
10/21/2023 0:45	0.0223	Transverse
10/22/2023 7:59	0.0152	Vertical
10/23/2023 14:15	0.0133	Vertical
10/24/2023 18:30	0.0211	Vertical
10/25/2023 16:15	0.0121	Vertical
10/26/2023 19:30	0.0133	Vertical
10/27/2023 19:30	0.022	Transverse
10/28/2023 17:16	0.018	Longitudinal
10/29/2023 10:15	0.0133	Vertical
10/30/2023 15:15	0.0155	Vertical
10/31/2023 16:46	0.0323	Vertical
11/1/2023 9:59	0.0354	Vertical
11/2/2023 9:15	0.0261	Transverse
11/3/2023 14:15	0.0264	Vertical
11/4/2023 17:59	0.0158	Vertical
11/5/2023 11:46	0.0155	Vertical
11/6/2023 11:30	0.0195	Transverse
11/7/2023 14:09	0.0692	Transverse
11/8/2023 8:15	0.0323	Vertical
11/9/2023 11:30	0.0599	Transverse
11/10/2023 19:30	0.018	Vertical
11/11/2023 8:59	0.0155	Vertical
11/12/2023 8:30	0.0137	Vertical
11/13/2023 10:59	0.0248	Transverse
11/14/2023 10:00	0.023	Transverse
11/15/2023 9:30	0.0382	Transverse
11/16/2023 3:15	0.0763	Transverse
11/17/2023 9:45	0.0323	Transverse
11/18/2023 8:45	0.0124	Vertical
11/19/2023 11:31	0.0152	Vertical
11/20/2023 14:15	0.0323	Transverse

8926 Collins VM Vibration Monitor - Maximum Daily Values		
Timestamp	Peak Particle Velocity (in./sec.)	Axis (Longitudinal/Transverse/Vertical)
11/21/2023 14:59	0.0515	Vertical
11/22/2023 8:59	0.031	Transverse
11/23/2023 20:45	0.0133	Vertical
11/24/2023 7:30	0.0143	Vertical
11/25/2023 8:30	0.0137	Vertical
11/26/2023 20:00	0.0149	Vertical
11/27/2023 10:31	0.0379	Longitudinal
11/28/2023 23:16	0.0161	Longitudinal
11/29/2023 18:30	0.0146	Vertical
11/30/2023 13:30	0.0155	Vertical
12/1/2023 11:45	0.0149	Vertical
12/2/2023 10:15	0.0168	Vertical
12/3/2023 12:59	0.0155	Vertical
12/4/2023 10:15	0.0164	Vertical
12/5/2023 9:30	0.0217	Transverse
12/6/2023 7:30	0.0143	Vertical
12/7/2023 12:45	0.0258	Transverse
12/8/2023 17:15	0.0137	Transverse
12/9/2023 9:45	0.0143	Vertical
12/10/2023 4:59	0.0124	Vertical
12/11/2023 10:31	0.0453	Vertical
12/12/2023 13:45	0.0143	Transverse
12/13/2023 9:15	0.0211	Transverse
12/14/2023 14:30	0.0692	Vertical
12/15/2023 8:59	0.0214	Transverse
12/16/2023 8:00	0.0149	Vertical
12/17/2023 13:15	0.0121	Vertical
12/18/2023 12:00	0.0171	Transverse
12/19/2023 17:15	0.0171	Transverse
12/20/2023 9:15	0.027	Transverse
12/21/2023 12:45	0.0267	Transverse
12/22/2023 11:31	0.027	Transverse
12/23/2023 16:45	0.0155	Transverse
12/24/2023 22:59	0.0149	Vertical
12/25/2023 12:00	0.013	Vertical
12/26/2023 10:17	0.0239	Transverse
12/27/2023 8:59	0.0195	Transverse
12/28/2023 14:16	0.0214	Transverse
12/29/2023 11:45	0.022	Transverse
12/30/2023 15:45	0.0168	Longitudinal
12/31/2023 14:00	0.0177	Vertical
1/1/2024 14:45	0.0143	Vertical
1/2/2024 12:15	0.0155	Vertical

8926 Collins VM Vibration Monitor - Maximum Daily Values		
Timestamp	Peak Particle Velocity (in./sec.)	Axis (Longitudinal/Transverse/Vertical)
1/3/2024 15:32	0.0211	Vertical
1/4/2024 8:30	0.014	Vertical
1/5/2024 9:07	0.0773	Longitudinal
1/6/2024 10:00	0.0149	Vertical
1/7/2024 8:45	0.0143	Vertical
1/8/2024 6:00	0.0124	Vertical
1/9/2024 13:45	0.0149	Vertical
1/10/2024 20:01	0.014	Vertical
1/11/2024 16:31	0.0205	Transverse
1/12/2024 19:30	0.0137	Vertical
1/13/2024 18:45	0.0158	Vertical
1/14/2024 13:30	0.0155	Vertical
1/15/2024 17:30	0.0143	Vertical
1/16/2024 1:15	0.013	Vertical
1/17/2024 11:15	0.0146	Transverse
1/18/2024 11:45	0.023	Transverse
1/19/2024 13:15	0.0335	Longitudinal
1/20/2024 14:59	0.014	Vertical
1/21/2024 0:30	0.0137	Vertical
1/22/2024 4:30	0.0149	Longitudinal
1/23/2024 4:15	0.0149	Longitudinal
1/24/2024 15:30	0.0137	Transverse
1/25/2024 10:59	0.0171	Vertical
1/26/2024 10:30	0.0239	Vertical
1/27/2024 12:30	0.0155	Vertical
1/28/2024 7:45	0.0137	Vertical
1/29/2024 10:15	0.0441	Transverse
1/30/2024 16:59	0.0171	Longitudinal
1/31/2024 14:46	0.0174	Vertical
2/1/2024 18:16	0.0968	Transverse
2/2/2024 16:15	0.0791	Transverse
2/3/2024 2:59	0.0195	Vertical
2/4/2024 18:59	0.0149	Vertical
2/5/2024 19:16	0.0118	Vertical
2/6/2024 11:46	0.0127	Vertical
2/7/2024 6:46	0.0149	Vertical
2/8/2024 12:15	0.0146	Vertical
2/9/2024 5:45	0.0168	Vertical
2/10/2024 9:45	0.0171	Vertical
2/11/2024 19:31	0.0149	Vertical
2/12/2024 5:15	0.014	Vertical
2/13/2024 18:15	0.0177	Vertical
2/14/2024 14:31	0.0242	Transverse

8926 Collins VM Vibration Monitor - Maximum Daily Values		
Timestamp	Peak Particle Velocity (in./sec.)	Axis (Longitudinal/Transverse/Vertical)
2/15/2024 10:59	0.0124	Vertical
2/16/2024 22:59	0.0174	Transverse
2/17/2024 12:30	0.0158	Vertical
2/18/2024 7:31	0.014	Vertical
2/19/2024 13:46	0.0149	Vertical
2/20/2024 20:59	0.014	Vertical
2/21/2024 17:15	0.0186	Transverse
2/22/2024 6:15	0.0127	Vertical
2/23/2024 14:45	0.014	Vertical
2/24/2024 13:15	0.0155	Vertical
2/25/2024 17:45	0.0158	Vertical
2/26/2024 18:32	0.022	Longitudinal
2/27/2024 17:47	0.0149	Vertical
2/28/2024 10:31	0.022	Transverse
2/29/2024 18:30	0.0205	Vertical
3/1/2024 12:15	0.0146	Vertical
3/2/2024 12:31	0.0171	Vertical
3/3/2024 17:16	0.0239	Transverse
3/4/2024 10:30	0.0236	Vertical
3/5/2024 21:31	0.0152	Vertical
3/6/2024 14:31	0.0177	Vertical
3/7/2024 5:15	0.0186	Vertical
3/8/2024 12:00	0.0605	Longitudinal
3/9/2024 9:31	0.0143	Vertical
3/10/2024 17:59	0.0146	Transverse
3/11/2024 14:30	0.0146	Vertical
3/12/2024 10:16	0.018	Vertical
3/13/2024 18:30	0.0217	Vertical
3/14/2024 13:45	0.0344	Transverse
3/15/2024 21:15	0.0146	Vertical
3/16/2024 16:16	0.0195	Vertical
3/17/2024 14:46	0.0155	Vertical
3/18/2024 20:45	0.0146	Vertical
3/19/2024 13:59	0.0174	Vertical
3/20/2024 5:00	0.0143	Longitudinal
3/21/2024 18:30	0.0174	Vertical
3/22/2024 5:46	0.013	Vertical
3/23/2024 13:59	0.0137	Vertical
3/24/2024 15:15	0.0133	Vertical
3/25/2024 1:00	0.0124	Vertical
3/26/2024 21:45	0.0137	Vertical
3/27/2024 12:30	0.0171	Vertical
3/28/2024 0:15	0.0168	Vertical

8926 Collins VM Vibration Monitor - Maximum Daily Values		
Timestamp	Peak Particle Velocity (in./sec.)	Axis (Longitudinal/Transverse/Vertical)
3/29/2024 14:45	0.013	Vertical
3/30/2024 16:31	0.0149	Vertical
3/31/2024 1:45	0.014	Vertical
4/1/2024 9:59	0.0223	Transverse
4/2/2024 13:30	0.0369	Transverse
4/3/2024 11:00	0.0273	Transverse
4/4/2024 13:15	0.0372	Vertical
4/5/2024 13:00	0.0332	Transverse
4/6/2024 11:59	0.0199	Vertical
4/7/2024 9:30	0.0149	Vertical
4/8/2024 12:45	0.0133	Vertical
4/9/2024 13:00	0.0279	Transverse
4/10/2024 21:15	0.013	Vertical
4/11/2024 21:30	0.0133	Vertical
4/12/2024 14:57	0.049	Transverse
4/13/2024 6:45	0.014	Longitudinal
4/14/2024 15:45	0.0189	Transverse
4/15/2024 10:45	0.0329	Transverse
4/16/2024 15:45	0.0155	Vertical
4/17/2024 14:16	0.0155	Transverse
4/18/2024 11:46	0.0155	Transverse
4/19/2024 19:30	0.0155	Longitudinal
4/20/2024 19:59	0.0158	Vertical
4/21/2024 3:45	0.0143	Longitudinal
4/22/2024 8:30	0.0211	Vertical
4/23/2024 5:15	0.014	Longitudinal
4/24/2024 4:30	0.0171	Longitudinal
4/25/2024 21:45	0.0137	Vertical
4/26/2024 5:30	0.0143	Longitudinal
4/27/2024 12:30	0.0174	Transverse
4/28/2024 7:45	0.0217	Transverse
4/29/2024 7:07	0.0251	Transverse
4/30/2024 17:45	0.0149	Vertical
5/1/2024 21:15	0.0391	Vertical
5/2/2024 21:16	0.0307	Vertical
5/3/2024 15:01	0.014	Vertical
5/4/2024 18:45	0.0158	Vertical
5/5/2024 16:30	0.0174	Vertical
5/6/2024 21:30	0.0524	Longitudinal
5/7/2024 21:16	0.0394	Vertical
5/8/2024 21:15	0.0543	Vertical
5/9/2024 22:45	0.0422	Vertical
5/10/2024 5:30	0.0137	Longitudinal

8926 Collins VM Vibration Monitor - Maximum Daily Values		
Timestamp	Peak Particle Velocity (in./sec.)	Axis (Longitudinal/Transverse/Vertical)
5/11/2024 15:15	0.0168	Vertical
5/12/2024 5:45	0.0155	Longitudinal
5/13/2024 11:45	0.0261	Transverse
5/14/2024 5:09	0.0208	Vertical
5/15/2024 4:45	0.0149	Longitudinal
5/16/2024 6:45	0.0133	Vertical
5/17/2024 9:31	0.0146	Transverse
5/18/2024 19:59	0.0146	Vertical
5/19/2024 1:15	0.013	Vertical
5/20/2024 23:30	0.0161	Vertical
5/21/2024 5:00	0.013	Longitudinal
5/22/2024 6:46	0.013	Vertical
5/23/2024 9:46	0.0127	Vertical
5/24/2024 19:00	0.0202	Vertical
5/25/2024 16:15	0.0168	Vertical
5/26/2024 23:16	0.0146	Vertical
5/27/2024 1:59	0.0149	Vertical
5/28/2024 19:00	0.0121	Vertical
5/29/2024 17:45	0.0171	Vertical
5/30/2024 17:01	0.0164	Transverse
5/31/2024 8:30	0.0562	Vertical
6/1/2024 9:00	0.0217	Vertical
6/2/2024 14:30	0.032	Transverse
6/3/2024 17:59	0.0189	Longitudinal
6/4/2024 9:30	0.0295	Transverse
6/5/2024 9:30	0.0171	Vertical
6/6/2024 14:09	0.0559	Vertical
6/7/2024 3:59	0.0469	Longitudinal
6/8/2024 6:15	0.0152	Longitudinal
6/9/2024 9:30	0.0233	Longitudinal
6/10/2024 6:30	0.013	Longitudinal
6/11/2024 3:00	0.0124	Vertical
6/12/2024 20:15	0.0115	Vertical
6/13/2024 15:15	0.0124	Vertical
6/14/2024 15:59	0.0164	Transverse
6/15/2024 6:15	0.0239	Vertical
6/16/2024 13:45	0.0168	Vertical
6/17/2024 12:15	0.041	Transverse
6/18/2024 7:00	0.0149	Vertical
6/19/2024 7:16	0.0174	Vertical
6/20/2024 0:45	0.0143	Vertical
6/21/2024 8:45	0.013	Vertical
6/22/2024 9:00	0.0149	Vertical

8926 Collins VM Vibration Monitor - Maximum Daily Values		
Timestamp	Peak Particle Velocity (in./sec.)	Axis (Longitudinal/Transverse/Vertical)
6/23/2024 7:46	0.0155	Vertical
6/24/2024 15:30	0.0208	Transverse
6/25/2024 5:59	0.0124	Vertical
6/26/2024 17:58	0.0394	Transverse
6/27/2024 7:15	0.014	Vertical
6/28/2024 17:46	0.0133	Vertical
6/29/2024 19:01	0.0143	Vertical
6/30/2024 1:15	0.0121	Longitudinal
7/1/2024 1:45	0.0124	Vertical
7/2/2024 18:16	0.014	Vertical
7/3/2024 5:01	0.0202	Longitudinal
7/4/2024 20:30	0.0155	Transverse
7/5/2024 11:45	0.0143	Vertical
7/6/2024 8:30	0.0158	Vertical
7/7/2024 15:59	0.0143	Vertical
7/8/2024 12:30	0.0158	Vertical
7/9/2024 21:30	0.014	Vertical
7/10/2024 21:30	0.018	Transverse
7/11/2024 7:16	0.0127	Longitudinal
7/12/2024 23:45	0.0143	Vertical
7/13/2024 9:30	0.0133	Vertical
7/14/2024 9:16	0.0137	Vertical
7/15/2024 19:30	0.0146	Vertical
7/16/2024 5:00	0.0137	Vertical
7/17/2024 9:00	0.0121	Vertical
7/18/2024 7:45	0.013	Vertical
7/19/2024 10:45	0.0177	Vertical
7/20/2024 15:00	0.014	Vertical
7/21/2024 11:00	0.0133	Vertical
7/22/2024 17:59	0.0168	Vertical
7/23/2024 4:30	0.013	Longitudinal
7/24/2024 21:15	0.0124	Vertical
7/25/2024 7:45	0.0146	Vertical
7/26/2024 17:45	0.0127	Vertical
7/27/2024 23:59	0.0149	Vertical
7/28/2024 13:16	0.0137	Longitudinal
7/29/2024 19:16	0.0152	Vertical
7/30/2024 12:20	0.0254	Transverse
7/31/2024 18:45	0.0161	Transverse
8/1/2024 17:15	0.0155	Vertical
8/2/2024 8:45	0.0472	Transverse
8/3/2024 21:30	0.0254	Vertical
8/4/2024 14:45	0.0155	Vertical

8926 Collins VM Vibration Monitor - Maximum Daily Values		
Timestamp	Peak Particle Velocity (in./sec.)	Axis (Longitudinal/Transverse/Vertical)
8/5/2024 15:45	0.0149	Vertical
8/6/2024 11:30	0.0164	Vertical
8/7/2024 9:15	0.0158	Vertical
8/8/2024 15:01	0.1226	Vertical
8/9/2024 10:30	0.0261	Vertical
8/10/2024 17:00	0.014	Vertical
8/11/2024 8:15	0.0124	Vertical
8/12/2024 9:15	0.0285	Transverse
8/13/2024 0:31	0.013	Vertical
8/14/2024 13:59	0.0121	Vertical
8/15/2024 11:00	0.0146	Vertical
8/16/2024 7:01	0.0127	Vertical
8/17/2024 11:59	0.014	Vertical
8/18/2024 9:59	0.013	Vertical
8/19/2024 23:31	0.0133	Vertical
8/20/2024 14:45	0.0118	Vertical
8/21/2024 11:15	0.0236	Vertical
8/22/2024 8:30	0.018	Transverse
8/23/2024 12:45	0.0164	Transverse
8/24/2024 17:15	0.0155	Vertical
8/25/2024 19:30	0.014	Vertical
8/26/2024 11:59	0.0425	Vertical
8/27/2024 11:30	0.0168	Vertical
8/28/2024 9:30	0.0137	Transverse
8/29/2024 17:30	0.0177	Transverse
8/30/2024 12:51	0.0459	Vertical
8/31/2024 6:16	0.0171	Longitudinal
9/1/2024 9:15	0.0121	Vertical
9/2/2024 19:31	0.0127	Longitudinal
9/3/2024 8:15	0.0155	Transverse
9/4/2024 12:30	0.0382	Vertical
9/5/2024 13:15	0.0171	Vertical
9/6/2024 7:30	0.0186	Vertical
9/7/2024 16:15	0.0155	Vertical
9/8/2024 15:45	0.0149	Vertical
9/9/2024 9:45	0.0146	Vertical
9/10/2024 8:45	0.0152	Transverse
9/11/2024 8:30	0.0298	Transverse
9/12/2024 17:31	0.0121	Vertical
9/13/2024 11:59	0.0323	Transverse
9/14/2024 9:59	0.0149	Vertical
9/15/2024 18:30	0.013	Vertical
9/16/2024 9:48	0.0192	Transverse

8926 Collins VM Vibration Monitor - Maximum Daily Values		
Timestamp	Peak Particle Velocity (in./sec.)	Axis (Longitudinal/Transverse/Vertical)
9/17/2024 6:30	0.0124	Vertical
9/18/2024 13:00	0.0189	Vertical
9/19/2024 22:46	0.0121	Vertical
9/20/2024 13:59	0.0152	Transverse
9/21/2024 14:15	0.0143	Vertical
9/22/2024 11:46	0.0149	Vertical
9/23/2024 12:30	0.0133	Vertical
9/24/2024 23:16	0.0276	Longitudinal
9/25/2024 12:20	0.0698	Longitudinal
9/26/2024 9:00	0.0934	Transverse
9/27/2024 9:30	0.032	Vertical
9/28/2024 7:59	0.014	Vertical
9/29/2024 19:01	0.0133	Vertical
9/30/2024 16:45	0.0279	Transverse
10/1/2024 14:15	0.0264	Transverse
10/2/2024 16:30	0.027	Transverse
10/3/2024 11:45	0.0326	Transverse
10/4/2024 15:00	0.0534	Transverse
10/5/2024 14:45	0.0137	Vertical
10/6/2024 18:16	0.014	Vertical
10/7/2024 13:00	0.0469	Transverse
10/8/2024 14:45	0.0472	Transverse
10/9/2024 13:00	0.0137	Vertical
10/10/2024 9:59	0.0118	Longitudinal
10/11/2024 12:45	0.0357	Transverse
10/12/2024 14:31	0.0124	Vertical
10/13/2024 11:45	0.0174	Vertical
10/14/2024 13:45	0.0133	Vertical
10/15/2024 10:45	0.0279	Vertical
10/16/2024 14:51	0.0534	Vertical
10/17/2024 15:59	0.0354	Transverse
10/18/2024 9:59	0.0155	Transverse
10/19/2024 17:30	0.0171	Vertical
10/20/2024 1:01	0.0127	Vertical
10/21/2024 13:00	0.0264	Transverse
10/22/2024 17:15	0.0754	Vertical
10/23/2024 10:45	0.0239	Vertical
10/24/2024 9:45	0.0276	Vertical
10/25/2024 17:15	0.0264	Transverse
10/26/2024 23:45	0.0143	Transverse
10/27/2024 5:59	0.0133	Vertical
10/28/2024 17:45	0.0267	Transverse
10/29/2024 16:15	0.0171	Transverse

8926 Collins VM Vibration Monitor - Maximum Daily Values		
Timestamp	Peak Particle Velocity (in./sec.)	Axis (Longitudinal/Transverse/Vertical)
10/30/2024 12:16	0.027	Vertical
10/31/2024 13:16	0.0164	Longitudinal
11/1/2024 16:15	0.0298	Transverse
11/2/2024 13:16	0.0152	Transverse
11/3/2024 12:59	0.0115	Vertical
11/4/2024 15:45	0.0195	Vertical
11/5/2024 6:00	0.0192	Vertical
11/6/2024 6:59	0.0121	Vertical
11/7/2024 9:16	0.0413	Transverse
11/8/2024 18:45	0.0127	Vertical
11/9/2024 7:45	0.0164	Vertical
11/10/2024 14:45	0.0137	Vertical
11/11/2024 17:16	0.0124	Vertical
11/12/2024 17:15	0.0577	Transverse
11/13/2024 8:15	0.0143	Transverse
11/14/2024 15:06	0.0493	Vertical
11/15/2024 16:31	0.0199	Transverse
11/16/2024 9:31	0.0127	Vertical
11/17/2024 0:31	0.0127	Vertical
11/18/2024 16:01	0.0211	Transverse
11/19/2024 20:15	0.0158	Vertical
11/20/2024 8:30	0.022	Longitudinal
11/21/2024 16:16	0.0202	Transverse
11/22/2024 16:47	0.014	Transverse
11/23/2024 13:30	0.0161	Vertical
11/24/2024 7:15	0.0124	Vertical
11/25/2024 15:16	0.0248	Transverse
11/26/2024 14:30	0.0199	Transverse
11/27/2024 7:45	0.0171	Vertical
11/28/2024 17:16	0.0174	Vertical
11/29/2024 6:31	0.0149	Vertical
11/30/2024 15:46	0.0168	Transverse
12/1/2024 14:59	0.0127	Vertical
12/2/2024 11:30	0.0177	Transverse
12/3/2024 16:01	0.0195	Transverse
12/4/2024 8:59	0.0217	Longitudinal
12/5/2024 12:46	0.0177	Vertical
12/6/2024 13:45	0.0195	Transverse
12/7/2024 8:15	0.0205	Vertical
12/8/2024 22:15	0.0332	Longitudinal
12/9/2024 22:15	0.0568	Longitudinal
12/10/2024 8:15	0.0456	Vertical
12/11/2024 10:47	0.0214	Vertical

8926 Collins VM Vibration Monitor - Maximum Daily Values		
Timestamp	Peak Particle Velocity (in./sec.)	Axis (Longitudinal/Transverse/Vertical)
12/12/2024 14:59	0.032	Transverse
12/13/2024 9:30	0.0248	Transverse
12/14/2024 15:45	0.0164	Vertical
12/15/2024 21:30	0.0413	Longitudinal
12/16/2024 13:15	0.0407	Vertical
12/17/2024 16:00	0.0211	Vertical
12/18/2024 13:10	0.0425	Vertical
12/19/2024 13:46	0.0459	Vertical
12/20/2024 8:30	0.0245	Vertical
12/21/2024 0:15	0.0149	Vertical
12/22/2024 7:15	0.0118	Vertical
12/23/2024 13:46	0.0146	Transverse
12/24/2024 15:30	0.0155	Transverse
12/25/2024 6:45	0.0121	Vertical
12/26/2024 9:15	0.0171	Transverse
12/27/2024 16:30	0.0425	Transverse
12/28/2024 15:15	0.0161	Transverse
12/29/2024 0:30	0.0115	Vertical
12/30/2024 13:16	0.0338	Transverse
12/31/2024 20:45	0.0133	Vertical
1/1/2025 0:15	0.0146	Vertical
1/2/2025 9:45	0.0161	Transverse
1/3/2025 16:00	0.0258	Transverse
1/4/2025 16:15	0.0143	Vertical
1/5/2025 22:59	0.0121	Vertical
1/6/2025 9:15	0.0152	Vertical
1/7/2025 16:45	0.0227	Longitudinal
1/8/2025 10:45	0.0161	Vertical
1/9/2025 14:15	0.0199	Transverse
1/10/2025 12:45	0.0779	Longitudinal
1/11/2025 11:30	0.0258	Vertical
1/12/2025 20:59	0.0453	Longitudinal
1/13/2025 22:15	0.0469	Vertical
1/14/2025 21:45	0.0385	Transverse
1/15/2025 21:17	0.0478	Longitudinal
1/16/2025 14:52	0.1077	Vertical
1/17/2025 12:30	0.0596	Longitudinal
1/18/2025 9:30	0.014	Vertical
1/19/2025 18:59	0.013	Vertical
1/20/2025 2:15	0.0115	Vertical
1/21/2025 21:30	0.0456	Vertical
1/22/2025 6:59	0.0158	Vertical
1/23/2025 10:00	0.0168	Transverse

8926 Collins VM Vibration Monitor - Maximum Daily Values		
Timestamp	Peak Particle Velocity (in./sec.)	Axis (Longitudinal/Transverse/Vertical)
1/24/2025 17:45	0.0149	Vertical
1/25/2025 10:00	0.0121	Vertical
1/26/2025 22:45	0.0571	Longitudinal
1/27/2025 21:45	0.0658	Longitudinal
1/28/2025 3:45	0.0338	Transverse
1/29/2025 5:15	0.0152	Longitudinal
1/30/2025 22:30	0.0177	Longitudinal
1/31/2025 2:30	0.022	Vertical
2/1/2025 20:30	0.0137	Vertical
2/2/2025 14:45	0.0161	Vertical
2/3/2025 10:00	0.0133	Transverse
2/4/2025 7:45	0.014	Vertical
2/5/2025 19:31	0.014	Vertical
2/6/2025 17:45	0.022	Transverse
2/7/2025 12:30	0.0456	Transverse
2/8/2025 16:45	0.0158	Vertical
2/9/2025 7:30	0.0161	Vertical
2/10/2025 21:15	0.0233	Vertical
2/11/2025 16:30	0.0152	Transverse
2/12/2025 16:00	0.0195	Transverse
2/13/2025 17:30	0.0251	Transverse
2/14/2025 14:20	0.0801	Longitudinal
2/15/2025 15:45	0.0155	Vertical
2/16/2025 11:45	0.0133	Vertical
2/17/2025 13:30	0.0146	Vertical
2/18/2025 7:15	0.0149	Vertical
2/19/2025 16:15	0.0161	Transverse
2/20/2025 17:45	0.0137	Vertical
2/21/2025 16:30	0.0233	Longitudinal
2/22/2025 13:15	0.0146	Vertical
2/23/2025 0:00	0.0127	Vertical
2/24/2025 10:45	0.0217	Transverse
2/25/2025 8:15	0.0217	Transverse
2/26/2025 0:30	0.0146	Vertical
2/27/2025 8:46	0.0233	Transverse
2/28/2025 11:30	0.0168	Vertical
3/1/2025 8:59	0.0168	Transverse
3/2/2025 6:45	0.0143	Vertical
3/3/2025 9:30	0.0183	Transverse
3/4/2025 17:45	0.0137	Vertical
3/5/2025 6:45	0.0118	Vertical
3/6/2025 9:45	0.0168	Transverse
3/7/2025 14:26	0.0559	Longitudinal

8926 Collins VM Vibration Monitor - Maximum Daily Values		
Timestamp	Peak Particle Velocity (in./sec.)	Axis (Longitudinal/Transverse/Vertical)
3/8/2025 12:30	0.0152	Vertical
3/9/2025 17:15	0.0149	Vertical
3/10/2025 22:45	0.0127	Vertical
3/11/2025 15:15	0.1328	Vertical
3/12/2025 9:30	0.014	Longitudinal
3/13/2025 7:15	0.014	Vertical
3/14/2025 14:30	0.0143	Transverse
3/15/2025 8:15	0.0152	Vertical
3/16/2025 1:01	0.0121	Vertical
3/17/2025 19:15	0.0127	Vertical
3/18/2025 23:59	0.0152	Vertical
3/19/2025 9:00	0.0192	Vertical
3/20/2025 9:30	0.0127	Vertical
3/21/2025 9:30	0.0208	Longitudinal
3/22/2025 18:16	0.0146	Vertical
3/23/2025 21:00	0.0127	Vertical
3/24/2025 2:30	0.0233	Longitudinal
3/25/2025 8:16	0.0183	Vertical
3/26/2025 23:30	0.0124	Vertical
3/27/2025 11:00	0.0164	Transverse
3/28/2025 6:30	0.0155	Vertical
3/29/2025 17:30	0.0137	Vertical
3/30/2025 9:15	0.0137	Vertical
3/31/2025 19:15	0.0171	Vertical
4/1/2025 19:45	0.0137	Vertical
4/2/2025 14:45	0.0199	Vertical
4/3/2025 11:45	0.0161	Vertical
4/4/2025 12:07	0.548	Transverse
4/5/2025 17:17	0.0143	Vertical
4/6/2025 15:17	0.0127	Vertical
4/7/2025 4:17	0.0133	Vertical
4/8/2025 17:40	0.0894	Longitudinal
4/9/2025 9:15	0.0183	Vertical
4/10/2025 10:15	0.018	Vertical
4/11/2025 13:30	0.0161	Vertical
4/12/2025 10:45	0.0214	Vertical
4/13/2025 15:30	0.0155	Vertical
4/14/2025 6:46	0.0158	Vertical
4/15/2025 15:30	0.0248	Transverse
4/16/2025 10:45	0.0168	Vertical
4/17/2025 9:15	0.0152	Vertical
4/18/2025 12:45	0.0568	Vertical
4/19/2025 21:15	0.018	Vertical

8926 Collins VM Vibration Monitor - Maximum Daily Values		
Timestamp	Peak Particle Velocity (in./sec.)	Axis (Longitudinal/Transverse/Vertical)
4/20/2025 12:30	0.0127	Vertical
4/21/2025 17:00	0.0121	Vertical
4/22/2025 15:30	0.0186	Vertical
4/23/2025 9:15	0.0186	Vertical
4/24/2025 0:45	0.013	Vertical
4/25/2025 0:15	0.0133	Vertical
4/26/2025 15:15	0.0146	Vertical
4/27/2025 17:15	0.0127	Vertical
4/28/2025 21:16	0.033	Transverse
4/29/2025 12:16	0.015	Vertical
4/30/2025 11:45	0.029	Longitudinal
5/1/2025 7:30	0.019	Transverse
5/2/2025 4:30	0.015	Vertical
5/3/2025 5:15	0.013	Vertical
5/4/2025 2:30	0.012	Vertical
5/5/2025 6:15	0.014	Vertical
5/6/2025 7:45	0.012	Vertical
5/7/2025 14:15	0.064	Longitudinal
5/8/2025 7:00	0.014	Vertical
5/9/2025 23:59	0.013	Vertical
5/10/2025 1:17	0.013	Vertical
5/11/2025 23:30	0.013	Vertical
5/12/2025 8:45	0.017	Vertical
5/13/2025 9:30	0.04	Transverse
5/14/2025 11:15	0.037	Transverse
5/15/2025 16:45	0.024	Transverse
5/16/2025 17:00	0.023	Vertical
5/17/2025 8:46	0.016	Vertical
5/18/2025 4:15	0.014	Vertical
5/19/2025 15:59	0.014	Vertical
5/20/2025 9:30	0.016	Transverse
5/21/2025 11:59	0.02	Vertical
5/22/2025 23:45	0.018	Longitudinal
5/23/2025 19:00	0.013	Vertical
5/24/2025 1:30	0.014	Vertical
5/25/2025 6:15	0.012	Vertical
5/26/2025 15:59	0.013	Vertical
5/27/2025 5:15	0.012	Vertical
5/28/2025 12:30	0.016	Transverse
5/29/2025 1:15	0.014	Vertical
5/30/2025 0:30	0.014	Vertical
5/31/2025 17:30	0.013	Transverse
6/1/2025 9:30	0.013	Vertical

8926 Collins VM Vibration Monitor - Maximum Daily Values		
Timestamp	Peak Particle Velocity (in./sec.)	Axis (Longitudinal/Transverse/Vertical)
6/2/2025 1:30	0.012	Vertical
6/3/2025 21:32	0.014	Vertical
6/4/2025 12:32	0.016	Transverse
6/5/2025 11:15	0.084	Transverse
6/6/2025 8:45	0.016	Transverse
6/7/2025 4:15	0.012	Vertical
6/8/2025 23:15	0.014	Vertical
6/9/2025 12:45	0.014	Vertical
6/10/2025 21:00	0.014	Vertical
6/11/2025 0:45	0.013	Vertical
6/12/2025 6:45	0.014	Vertical
6/13/2025 11:30	0.014	Transverse
6/14/2025 13:45	0.016	Vertical
6/15/2025 11:00	0.015	Vertical
6/16/2025 6:30	0.014	Vertical
6/17/2025 17:30	0.013	Vertical
6/18/2025 3:00	0.012	Vertical
6/19/2025 15:59	0.015	Vertical
6/20/2025 21:15	0.017	Vertical
6/21/2025 11:15	0.013	Vertical
6/22/2025 1:45	0.012	Vertical
6/23/2025 4:15	0.015	Vertical
6/24/2025 19:00	0.013	Vertical
6/25/2025 8:15	0.013	Vertical
6/26/2025 0:15	0.013	Vertical
6/27/2025 8:15	0.016	Vertical
6/28/2025 8:45	0.013	Vertical
6/29/2025 0:45	0.013	Vertical
6/30/2025 13:00	0.013	Longitudinal
7/1/2025 1:16	0.012	Vertical
7/2/2025 13:59	0.178	Transverse
7/3/2025 13:45	0.074	Transverse
7/4/2025 14:30	0.013	Vertical
7/5/2025 8:30	0.012	Vertical
7/6/2025 9:30	0.013	Vertical
7/7/2025 23:59	0.013	Vertical
7/8/2025 7:59	0.012	Vertical
7/9/2025 17:59	0.014	Vertical
7/10/2025 18:45	0.012	Vertical
7/11/2025 5:30	0.013	Vertical
7/12/2025 2:16	0.013	Vertical
7/13/2025 6:45	0.013	Longitudinal
7/14/2025 3:15	0.012	Vertical

8926 Collins VM Vibration Monitor - Maximum Daily Values		
Timestamp	Peak Particle Velocity (in./sec.)	Axis (Longitudinal/Transverse/Vertical)
7/15/2025 17:30	0.012	Vertical
7/16/2025 1:00	0.012	Vertical
7/17/2025 7:31	0.014	Vertical
7/18/2025 7:32	0.017	Vertical
7/19/2025 2:19	0.013	Vertical
7/20/2025 1:32	0.014	Vertical
7/21/2025 17:16	0.013	Vertical
7/22/2025 13:56	0.087	Longitudinal
7/23/2025 19:49	0.013	Vertical
7/24/2025 19:59	0.014	Vertical
7/25/2025 7:20	0.012	Vertical
7/26/2025 12:36	0.013	Vertical
7/27/2025 3:15	0.012	Vertical
7/28/2025 20:30	0.012	Vertical
7/29/2025 7:52	0.105	Longitudinal
7/30/2025 9:15	0.094	Longitudinal
7/31/2025 0:53	0.013	Vertical
8/1/2025 21:45	0.014	Vertical
8/2/2025 9:15	0.012	Vertical
8/3/2025 21:30	0.014	Vertical
8/4/2025 19:51	0.012	Vertical
8/5/2025 16:41	0.012	Vertical
8/6/2025 2:15	0.012	Vertical
8/7/2025 19:47	0.012	Vertical
8/8/2025 10:26	0.12	Vertical
8/9/2025 8:30	0.016	Vertical
8/10/2025 9:15	0.016	Vertical
8/11/2025 8:30	0.013	Vertical
8/12/2025 6:44	0.018	Vertical
8/13/2025 1:59	0.012	Vertical
8/14/2025 23:59	0.014	Transverse
8/15/2025 1:15	0.013	Vertical
8/16/2025 1:31	0.013	Vertical
8/17/2025 17:01	0.013	Vertical
8/18/2025 19:49	0.013	Vertical
8/19/2025 2:15	0.014	Vertical
8/20/2025 18:35	0.013	Vertical
8/21/2025 19:03	0.013	Vertical
8/22/2025 9:45	0.015	Vertical
8/23/2025 7:48	0.012	Vertical
8/24/2025 11:33	0.014	Vertical
8/25/2025 17:32	0.013	Vertical
8/26/2025 22:30	0.013	Vertical

8926 Collins VM Vibration Monitor - Maximum Daily Values		
Timestamp	Peak Particle Velocity (in./sec.)	Axis (Longitudinal/Transverse/Vertical)
8/27/2025 15:23	0.366	Vertical
8/28/2025 21:30	0.014	Vertical
8/29/2025 12:44	0.026	Transverse
8/30/2025 12:30	0.014	Vertical
8/31/2025 1:30	0.013	Vertical
9/1/2025 5:00	0.013	Vertical
9/2/2025 9:30	0.013	Transverse
9/3/2025 9:45	0.044	Transverse
9/4/2025 19:45	0.015	Vertical
9/5/2025 0:15	0.012	Vertical
9/6/2025 19:31	0.013	Vertical
9/7/2025 18:46	0.013	Vertical
9/8/2025 12:31	0.02	Longitudinal
9/9/2025 21:45	0.013	Vertical
9/10/2025 6:46	0.012	Vertical
9/11/2025 0:15	0.013	Vertical
9/12/2025 5:59	0.015	Vertical
9/13/2025 12:45	0.016	Vertical
9/14/2025 6:15	0.012	Vertical
9/15/2025 21:15	0.014	Vertical
9/16/2025 23:59	0.013	Vertical
9/17/2025 17:21	0.11	Transverse
9/18/2025 1:59	0.012	Vertical
9/19/2025 7:45	0.013	Vertical
9/20/2025 1:15	0.012	Vertical
9/21/2025 2:15	0.012	Vertical
9/22/2025 19:45	0.013	Vertical
9/23/2025 7:01	0.016	Vertical
9/24/2025 19:45	0.012	Vertical
9/25/2025 16:30	0.022	Vertical
9/26/2025 17:15	0.013	Vertical
9/27/2025 21:45	0.013	Vertical
9/28/2025 15:00	0.012	Vertical
9/29/2025 9:59	0.071	Transverse
9/30/2025 3:45	0.012	Vertical
10/1/2025 9:30	0.12	Transverse
10/2/2025 0:45	0.013	Vertical
10/3/2025 14:30	0.013	Vertical
10/4/2025 13:30	0.013	Vertical
10/5/2025 0:30	0.013	Vertical
10/6/2025 13:31	0.012	Vertical
10/7/2025 10:15	0.016	Transverse
10/8/2025 0:30	0.012	Vertical

8926 Collins VM Vibration Monitor - Maximum Daily Values		
Timestamp	Peak Particle Velocity (in./sec.)	Axis (Longitudinal/Transverse/Vertical)
10/9/2025 1:15	0.013	Transverse
10/10/2025 7:16	0.016	Vertical
10/11/2025 11:59	0.015	Vertical
10/12/2025 9:00	0.013	Vertical
10/13/2025 15:30	0.013	Vertical
10/14/2025 5:00	0.013	Transverse
10/15/2025 9:51	0.09	Transverse
10/16/2025 18:46	0.016	Transverse
10/17/2025 17:15	0.014	Vertical
10/18/2025 13:31	0.018	Vertical
10/19/2025 18:31	0.015	Vertical
10/20/2025 23:15	0.025	Vertical
10/21/2025 19:15	0.015	Vertical
10/22/2025 8:15	0.019	Longitudinal
10/23/2025 1:00	0.019	Transverse
10/24/2025 7:45	0.015	Longitudinal
10/25/2025 9:59	0.014	Vertical
10/26/2025 7:00	0.016	Vertical
10/27/2025 5:59	0.016	Vertical
10/28/2025 18:15	0.012	Vertical
10/29/2025 9:15	0.022	Vertical
10/30/2025 18:45	0.012	Vertical
10/31/2025 0:30	0.014	Vertical
11/1/2025 11:45	0.013	Vertical
11/2/2025 6:15	0.012	Vertical
11/3/2025 9:15	0.014	Longitudinal
11/4/2025 22:30	0.016	Vertical
11/5/2025 18:59	0.012	Transverse
11/6/2025 13:59	0.047	Transverse
11/7/2025 0:00	0.012	Vertical
11/8/2025 11:30	0.013	Vertical
11/9/2025 8:45	0.014	Vertical
11/10/2025 1:15	0.012	Vertical
11/11/2025 23:45	0.014	Vertical
11/12/2025 10:00	0.027	Transverse
11/13/2025 2:15	0.024	Transverse
11/14/2025 22:00	0.025	Vertical
11/15/2025 4:15	0.026	Vertical
11/16/2025 0:30	0.019	Transverse
11/17/2025 19:45	0.02	Transverse
11/18/2025 20:59	0.021	Transverse
11/19/2025 0:01	0.015	Longitudinal
11/20/2025 20:59	0.017	Vertical

8926 Collins VM Vibration Monitor - Maximum Daily Values		
Timestamp	Peak Particle Velocity (in./sec.)	Axis (Longitudinal/Transverse/Vertical)
11/21/2025 1:30	0.017	Longitudinal
11/22/2025 8:30	0.013	Vertical
11/23/2025 10:46	0.014	Vertical
11/24/2025 19:45	0.013	Vertical
11/25/2025 22:31	0.014	Transverse
11/26/2025 11:30	0.013	Vertical
11/27/2025 10:59	0.015	Vertical
11/28/2025 6:45	0.013	Vertical
11/29/2025 9:45	0.015	Vertical
11/30/2025 15:15	0.013	Vertical
12/1/2025 22:00	0.022	Transverse
12/2/2025 6:18	0.017	Longitudinal
12/3/2025 13:48	0.376	Transverse
12/4/2025 21:45	0.014	Transverse
12/5/2025 2:00	0.036	Transverse
12/6/2025 0:01	0.016	Vertical
12/7/2025 0:30	0.015	Vertical
12/8/2025 20:45	0.016	Vertical
12/9/2025 6:59	0.016	Vertical
12/10/2025 8:59	0.051	Transverse
12/11/2025 0:30	0.016	Vertical
12/12/2025 21:31	0.015	Vertical
12/13/2025 4:15	0.015	Vertical
12/14/2025 9:45	0.016	Vertical
12/15/2025 13:46	0.015	Vertical
12/16/2025 11:31	0.019	Longitudinal
12/17/2025 0:59	0.024	Transverse
12/18/2025 6:45	0.014	Vertical
12/19/2025 11:15	0.021	Vertical
12/20/2025 16:30	0.015	Vertical
12/21/2025 1:15	0.013	Vertical
12/22/2025 0:30	0.011	Vertical
12/23/2025 12:59	0.014	Longitudinal
12/24/2025 8:15	0.015	Longitudinal
12/25/2025 18:45	0.014	Vertical
12/26/2025 19:45	0.015	Vertical
12/27/2025 12:30	0.015	Vertical
12/28/2025 12:46	0.013	Vertical
12/29/2025 14:00	0.016	Transverse
12/30/2025 11:45	0.014	Vertical
12/31/2025 6:01	0.013	Longitudinal
1/1/2026 2:46	0.013	Longitudinal
1/2/2026 8:32	0.015	Vertical

8926 Collins VM Vibration Monitor - Maximum Daily Values		
Timestamp	Peak Particle Velocity (in./sec.)	Axis (Longitudinal/Transverse/Vertical)
1/3/2026 8:02	0.033	Transverse
1/4/2026 1:32	0.013	Longitudinal
1/6/2026 13:44	0.118	Transverse
1/7/2026 11:15	0.018	Vertical
1/8/2026 4:59	0.015	Vertical
1/9/2026 6:59	0.013	Longitudinal
1/10/2026 7:45	0.014	Vertical
1/11/2026 7:30	0.013	Longitudinal
1/12/2026 12:15	0.017	Longitudinal
1/13/2026 22:00	0.013	Longitudinal
1/14/2026 7:15	0.015	Longitudinal
1/15/2026 18:16	0.021	Vertical
1/16/2026 18:59	0.017	Vertical
1/17/2026 12:46	0.014	Vertical
1/18/2026 14:15	0.015	Vertical
1/19/2026 12:46	0.014	Vertical
1/20/2026 4:00	0.017	Longitudinal
1/21/2026 8:45	0.03	Transverse
1/22/2026 22:00	0.014	Vertical
1/23/2026 11:45	0.014	Longitudinal
1/24/2026 20:15	0.014	Longitudinal
1/25/2026 19:30	0.016	Vertical
1/26/2026 7:15	0.012	Transverse
1/27/2026 16:15	0.015	Vertical
1/28/2026 13:40	0.314	Longitudinal
1/29/2026 7:45	0.014	Transverse
1/30/2026 22:59	0.014	Vertical
1/31/2026 0:30	0.015	Vertical
2/1/2026 11:45	0.013	Longitudinal
2/2/2026 7:15	0.014	Longitudinal
2/3/2026 22:15	0.015	Transverse
2/4/2026 19:45	0.02	Vertical
2/5/2026 21:15	0.015	Transverse
2/6/2026 18:45	0.016	Vertical
2/7/2026 10:45	0.016	Vertical
2/8/2026 19:00	0.015	Vertical
2/9/2026 23:30	0.015	Transverse
2/10/2026 3:00	0.017	Transverse
2/11/2026 12:00	0.016	Vertical
2/12/2026 4:15	0.012	Longitudinal
2/13/2026 0:15	0.019	Transverse
2/14/2026 18:30	0.029	Longitudinal
2/15/2026 10:15	0.017	Vertical

8926 Collins VM Vibration Monitor - Maximum Daily Values		
Timestamp	Peak Particle Velocity (in./sec.)	Axis (Longitudinal/Transverse/Vertical)
2/16/2026 16:00	0.016	Vertical
2/17/2026 5:15	0.013	Vertical
2/18/2026 9:45	0.018	Transverse
2/19/2026 9:45	0.016	Transverse
2/20/2026 17:00	0.041	Vertical
2/21/2026 8:45	0.019	Vertical
2/22/2026 1:00	0.016	Vertical
2/23/2026 8:30	0.02	Longitudinal
2/24/2026 13:17	0.09	Longitudinal
2/25/2026 2:30	0.051	Longitudinal
2/26/2026 11:30	0.012	Vertical
2/27/2026 6:30	0.012	Vertical
2/28/2026 8:45	0.012	Vertical
3/1/2026 13:45	0.014	Vertical
3/2/2026 23:15	0.0143	Vertical
3/3/2026 7:29	0.0149	Vertical
3/4/2026 10:15	0.059	Transverse
3/5/2026 10:30	0.0164	Vertical
3/6/2026 9:45	0.0372	Vertical
3/7/2026 23:45	0.0217	Vertical
3/8/2026 10:45	0.013	Vertical

8955 Collins VM1 Vibration Monitor - Maximum Daily Values		
Timestamp	Peak Particle Velocity (in./sec.)	Axis (Longitudinal/Transverse/Vertical)
4/13/2023 1:59	0.0121	Vertical
4/13/2023 1:59	0.0146	Vertical
4/14/2023 6:30	0.0338	Transverse
4/15/2023 11:16	0.0152	Vertical
4/16/2023 17:30	0.0189	Vertical
4/17/2023 4:15	0.0242	Transverse
4/18/2023 13:46	0.014	Vertical
4/19/2023 4:31	0.027	Vertical
4/20/2023 21:16	0.0205	Vertical
4/21/2023 4:15	0.0317	Vertical
4/22/2023 7:00	0.0155	Vertical
4/23/2023 1:45	0.0149	Vertical
4/24/2023 4:30	0.0363	Vertical
4/25/2023 4:45	0.0186	Longitudinal
4/26/2023 4:16	0.0313	Vertical
4/27/2023 15:45	0.0143	Vertical
4/28/2023 14:30	0.0391	Vertical
4/29/2023 16:15	0.0146	Vertical
4/30/2023 8:30	0.014	Vertical
5/1/2023 9:46	0.0385	Vertical
5/2/2023 9:00	0.0168	Longitudinal
5/3/2023 11:00	0.0186	Vertical
5/4/2023 8:45	0.1108	Vertical
5/5/2023 10:00	0.0956	Longitudinal
5/6/2023 17:45	0.0152	Vertical
5/7/2023 15:31	0.0146	Vertical
5/8/2023 9:30	0.0431	Vertical
5/9/2023 9:30	0.0335	Vertical
5/10/2023 8:15	0.0236	Vertical
5/11/2023 9:35	0.0425	Vertical
5/12/2023 8:30	0.0199	Vertical
5/13/2023 11:45	0.0137	Vertical
5/14/2023 8:30	0.0143	Vertical
5/15/2023 14:15	0.0295	Vertical
5/16/2023 13:45	0.0301	Vertical
5/17/2023 10:30	0.0593	Longitudinal
5/18/2023 15:15	0.0267	Vertical
5/19/2023 14:45	0.0431	Longitudinal
5/20/2023 11:30	0.0217	Vertical
5/21/2023 15:31	0.0137	Vertical
5/22/2023 12:01	0.1216	Longitudinal
5/23/2023 8:15	0.1021	Longitudinal
5/24/2023 10:15	0.1353	Longitudinal

8955 Collins VM1 Vibration Monitor - Maximum Daily Values		
Timestamp	Peak Particle Velocity (in./sec.)	Axis (Longitudinal/Transverse/Vertical)
5/25/2023 8:45	0.0369	Longitudinal
5/26/2023 11:30	0.0282	Vertical
5/27/2023 3:31	0.0146	Vertical
5/28/2023 8:30	0.0351	Longitudinal
5/29/2023 8:16	0.0326	Vertical
5/30/2023 8:46	0.0751	Vertical
5/31/2023 13:16	0.0199	Vertical
6/1/2023 10:47	0.0158	Longitudinal
6/2/2023 11:02	0.0307	Transverse
6/3/2023 14:30	0.0143	Vertical
6/4/2023 11:15	0.0146	Vertical
6/5/2023 13:15	0.0459	Vertical
6/6/2023 7:45	0.0149	Vertical
6/7/2023 9:15	0.0217	Vertical
6/8/2023 19:15	0.0214	Vertical
6/9/2023 11:30	0.0574	Transverse
6/10/2023 17:15	0.0164	Vertical
6/11/2023 8:30	0.014	Vertical
6/12/2023 13:45	0.0168	Transverse
6/13/2023 11:00	0.0133	Vertical
6/14/2023 8:30	0.0137	Vertical
6/15/2023 14:15	0.0199	Vertical
6/16/2023 8:45	0.0174	Vertical
6/17/2023 21:47	0.0186	Vertical
6/18/2023 21:15	0.0164	Vertical
6/19/2023 12:51	0.0313	Transverse
6/20/2023 15:00	0.0149	Transverse
6/21/2023 8:30	0.0177	Vertical
6/22/2023 14:45	0.0431	Vertical
6/23/2023 12:15	0.0751	Vertical
6/24/2023 13:15	0.014	Vertical
6/25/2023 9:15	0.013	Vertical
6/26/2023 14:15	0.0602	Vertical
6/27/2023 21:30	0.013	Vertical
6/28/2023 8:45	0.0431	Vertical
6/29/2023 12:30	0.0608	Longitudinal
6/30/2023 11:00	0.014	Vertical
7/1/2023 16:15	0.0149	Vertical
7/2/2023 18:01	0.014	Vertical
7/3/2023 11:39	0.0326	Transverse
7/4/2023 10:15	0.0137	Vertical
7/5/2023 9:00	0.0143	Vertical
7/6/2023 11:15	0.0351	Vertical

8955 Collins VM1 Vibration Monitor - Maximum Daily Values		
Timestamp	Peak Particle Velocity (in./sec.)	Axis (Longitudinal/Transverse/Vertical)
7/7/2023 9:15	0.0195	Longitudinal
7/8/2023 18:00	0.0149	Vertical
7/9/2023 0:45	0.0133	Vertical
7/10/2023 8:45	0.022	Vertical
7/11/2023 9:00	0.0155	Longitudinal
7/12/2023 9:46	0.0205	Vertical
7/13/2023 15:00	0.0199	Longitudinal
7/14/2023 8:27	0.0239	Longitudinal
7/15/2023 19:59	0.0137	Vertical
7/16/2023 8:30	0.0146	Vertical
7/17/2023 11:45	0.022	Longitudinal
7/18/2023 11:15	0.0341	Vertical
7/19/2023 15:00	0.0273	Vertical
7/20/2023 14:45	0.0403	Transverse
7/21/2023 4:45	0.0375	Longitudinal
7/22/2023 11:45	0.0199	Vertical
7/23/2023 19:45	0.0143	Vertical
7/24/2023 12:45	0.0164	Vertical
7/25/2023 11:01	0.0124	Longitudinal
7/26/2023 9:30	0.0192	Vertical
7/27/2023 20:45	0.0118	Vertical
7/28/2023 8:30	0.0465	Vertical
7/29/2023 8:45	0.0137	Vertical
7/30/2023 20:30	0.013	Vertical
7/31/2023 9:02	0.0335	Longitudinal
8/1/2023 10:02	0.0614	Longitudinal
8/2/2023 8:32	0.0586	Vertical
8/3/2023 9:40	0.0279	Vertical
8/4/2023 10:45	0.0168	Vertical
8/5/2023 0:15	0.0137	Vertical
8/6/2023 13:45	0.014	Vertical
8/7/2023 8:15	0.0351	Vertical
8/8/2023 9:15	0.0344	Vertical
8/9/2023 10:15	0.0211	Vertical
8/10/2023 13:30	0.0242	Vertical
8/11/2023 16:15	0.0363	Vertical
8/12/2023 19:45	0.0133	Vertical
8/13/2023 19:15	0.0146	Vertical
8/14/2023 17:01	0.0174	Vertical
8/15/2023 10:02	0.0292	Vertical
8/16/2023 11:47	0.0407	Longitudinal
8/17/2023 13:28	0.0285	Transverse
8/18/2023 12:45	0.0611	Vertical

8955 Collins VM1 Vibration Monitor - Maximum Daily Values		
Timestamp	Peak Particle Velocity (in./sec.)	Axis (Longitudinal/Transverse/Vertical)
8/19/2023 15:30	0.0214	Transverse
8/20/2023 9:00	0.013	Vertical
8/21/2023 8:30	0.0189	Vertical
8/22/2023 9:30	0.0301	Vertical
8/23/2023 10:00	0.0199	Longitudinal
8/24/2023 17:28	0.0317	Vertical
8/25/2023 9:15	0.0782	Longitudinal
8/26/2023 10:45	0.0133	Vertical
8/27/2023 15:30	0.0133	Vertical
8/28/2023 11:15	0.0481	Vertical
8/29/2023 14:45	0.0745	Vertical
8/30/2023 10:02	0.0217	Vertical
8/31/2023 15:00	0.0999	Vertical
9/1/2023 12:32	0.0906	Vertical
9/2/2023 16:45	0.013	Vertical
9/3/2023 22:00	0.0127	Vertical
9/4/2023 7:59	0.0146	Vertical
9/5/2023 9:47	0.0351	Vertical
9/6/2023 18:41	0.0354	Vertical
9/7/2023 15:00	0.0937	Vertical
9/8/2023 13:01	0.1325	Longitudinal
9/9/2023 2:15	0.014	Vertical
9/10/2023 4:45	0.0146	Vertical
9/11/2023 12:31	0.1583	Longitudinal
9/12/2023 11:15	0.1797	Vertical
9/13/2023 14:46	0.0261	Vertical
9/14/2023 15:00	0.014	Vertical
9/15/2023 12:35	0.0835	Longitudinal
9/16/2023 10:45	0.0127	Vertical
9/17/2023 10:45	0.0161	Transverse
9/18/2023 11:30	0.0267	Vertical
9/19/2023 10:00	0.0112	Vertical
9/20/2023 8:30	0.0186	Vertical
9/21/2023 13:38	0.0341	Transverse
9/22/2023 13:45	0.0385	Vertical
9/23/2023 11:15	0.0267	Vertical
9/24/2023 15:15	0.0133	Vertical
9/25/2023 13:59	0.0459	Vertical
9/26/2023 9:30	0.0568	Vertical
9/27/2023 10:00	0.0254	Vertical
9/28/2023 13:00	0.0348	Transverse
9/29/2023 10:30	0.0186	Vertical
9/30/2023 18:15	0.0133	Vertical

8955 Collins VM1 Vibration Monitor - Maximum Daily Values		
Timestamp	Peak Particle Velocity (in./sec.)	Axis (Longitudinal/Transverse/Vertical)
10/1/2023 15:00	0.0143	Vertical
10/2/2023 9:00	0.0208	Vertical
10/3/2023 12:30	0.0177	Vertical
10/4/2023 8:45	0.0258	Vertical
10/5/2023 9:15	0.0133	Vertical
10/6/2023 16:00	0.0174	Longitudinal
10/7/2023 13:30	0.0624	Transverse
10/8/2023 9:15	0.0133	Vertical
10/9/2023 16:45	0.067	Longitudinal
10/10/2023 14:30	0.0239	Vertical
10/11/2023 13:30	0.0341	Vertical
10/12/2023 14:07	0.0413	Vertical
10/13/2023 8:30	0.0149	Vertical
10/14/2023 17:30	0.0133	Vertical
10/15/2023 7:59	0.0133	Vertical
10/16/2023 8:30	0.0199	Vertical
10/17/2023 11:45	0.0202	Vertical
10/18/2023 8:17	0.0186	Vertical
10/19/2023 15:45	0.0248	Vertical
10/20/2023 13:17	0.0236	Vertical
10/21/2023 0:30	0.0323	Transverse
10/22/2023 4:45	0.0174	Vertical
10/23/2023 8:45	0.018	Vertical
10/24/2023 12:02	0.0351	Vertical
10/25/2023 14:17	0.032	Vertical
10/26/2023 11:45	0.0385	Vertical
10/27/2023 9:01	0.045	Longitudinal
10/28/2023 8:45	0.0161	Transverse
10/29/2023 18:30	0.014	Vertical
10/30/2023 8:45	0.09	Longitudinal
10/31/2023 13:59	0.157	Vertical
11/1/2023 10:45	0.1989	Vertical
11/2/2023 11:19	0.1257	Vertical
11/3/2023 11:30	0.0602	Vertical
11/4/2023 14:46	0.013	Vertical
11/5/2023 13:15	0.0155	Vertical
11/6/2023 12:00	0.0562	Vertical
11/7/2023 15:45	0.0341	Vertical
11/8/2023 8:16	0.1192	Vertical
11/9/2023 11:47	0.2777	Longitudinal
11/10/2023 23:45	0.0146	Vertical
11/11/2023 5:46	0.0214	Transverse
11/12/2023 6:00	0.0202	Transverse

8955 Collins VM1 Vibration Monitor - Maximum Daily Values		
Timestamp	Peak Particle Velocity (in./sec.)	Axis (Longitudinal/Transverse/Vertical)
11/13/2023 16:45	0.0453	Longitudinal
11/14/2023 14:01	0.059	Transverse
11/15/2023 11:45	0.1502	Longitudinal
11/16/2023 4:00	0.041	Vertical
11/17/2023 8:32	0.0472	Transverse
11/18/2023 8:47	0.0149	Vertical
11/19/2023 10:17	0.0152	Vertical
11/20/2023 11:02	0.1337	Transverse
11/21/2023 14:54	0.351	Vertical
11/22/2023 14:01	0.1722	Longitudinal
11/23/2023 17:30	0.0127	Vertical
11/24/2023 11:15	0.0289	Vertical
11/25/2023 17:45	0.0149	Vertical
11/26/2023 6:00	0.014	Vertical
11/27/2023 10:30	0.1263	Longitudinal
11/28/2023 14:15	0.0375	Vertical
11/29/2023 8:45	0.0307	Vertical
11/30/2023 9:30	0.0168	Vertical
12/1/2023 11:46	0.0186	Vertical
12/2/2023 15:30	0.0143	Vertical
12/3/2023 19:45	0.0133	Vertical
12/4/2023 10:45	0.031	Vertical
12/5/2023 11:15	0.0372	Transverse
12/6/2023 10:45	0.0267	Vertical
12/7/2023 12:59	0.0192	Vertical
12/8/2023 10:30	0.0267	Vertical
12/9/2023 18:45	0.0143	Vertical
12/10/2023 8:15	0.014	Vertical
12/11/2023 8:15	0.0422	Vertical
12/12/2023 9:15	0.0689	Vertical
12/13/2023 9:15	0.0534	Longitudinal
12/14/2023 13:30	0.0583	Vertical
12/15/2023 6:15	0.0379	Transverse
12/16/2023 10:15	0.0146	Vertical
12/17/2023 18:31	0.0149	Vertical
12/18/2023 12:00	0.0332	Vertical
12/19/2023 17:00	0.0431	Vertical
12/20/2023 9:30	0.0686	Longitudinal
12/21/2023 11:15	0.108	Longitudinal
12/22/2023 14:15	0.0763	Vertical
12/23/2023 10:45	0.0245	Vertical
12/24/2023 23:00	0.0155	Vertical
12/25/2023 8:31	0.018	Vertical

8955 Collins VM1 Vibration Monitor - Maximum Daily Values		
Timestamp	Peak Particle Velocity (in./sec.)	Axis (Longitudinal/Transverse/Vertical)
12/26/2023 10:17	0.0403	Longitudinal
12/27/2023 8:47	0.036	Longitudinal
12/28/2023 13:47	0.0391	Longitudinal
12/29/2023 8:32	0.0506	Transverse
12/30/2023 10:31	0.0146	Vertical
12/31/2023 4:01	0.0152	Vertical
1/1/2024 19:16	0.0174	Vertical
1/2/2024 12:46	0.0195	Transverse
1/3/2024 15:30	0.0434	Vertical
1/4/2024 14:31	0.0363	Longitudinal
1/5/2024 8:46	0.0441	Longitudinal
1/6/2024 8:00	0.0161	Vertical
1/7/2024 3:45	0.0146	Vertical
1/8/2024 14:00	0.04	Longitudinal
1/9/2024 12:45	0.0199	Vertical
1/10/2024 12:00	0.0264	Transverse
1/11/2024 10:15	0.0168	Vertical
1/12/2024 10:00	0.0158	Vertical
1/13/2024 8:31	0.0149	Vertical
1/14/2024 13:32	0.0155	Vertical
1/15/2024 6:02	0.0177	Longitudinal
1/16/2024 9:30	0.0279	Vertical
1/17/2024 11:00	0.0534	Longitudinal
1/18/2024 10:01	0.0543	Longitudinal
1/19/2024 8:30	0.0317	Vertical
1/20/2024 10:30	0.0152	Vertical
1/21/2024 16:16	0.0146	Vertical
1/22/2024 16:15	0.0652	Transverse
1/23/2024 11:00	0.0397	Longitudinal
1/24/2024 9:30	0.0363	Vertical
1/25/2024 10:15	0.0227	Longitudinal
1/26/2024 10:30	0.0192	Vertical
1/27/2024 11:15	0.0223	Vertical
1/28/2024 15:30	0.0152	Vertical
1/29/2024 10:30	0.0813	Longitudinal
1/30/2024 20:45	0.0127	Vertical
1/31/2024 9:45	0.0183	Vertical
2/1/2024 9:45	0.0168	Vertical
2/2/2024 10:30	0.0195	Vertical
2/3/2024 11:17	0.0261	Vertical
2/4/2024 11:32	0.099	Transverse
2/5/2024 3:47	0.0239	Vertical
2/6/2024 10:15	0.0363	Longitudinal

8955 Collins VM1 Vibration Monitor - Maximum Daily Values		
Timestamp	Peak Particle Velocity (in./sec.)	Axis (Longitudinal/Transverse/Vertical)
2/7/2024 3:45	0.0174	Vertical
2/8/2024 9:32	0.0158	Vertical
2/9/2024 5:45	0.0133	Vertical
2/10/2024 10:30	0.0164	Vertical
2/11/2024 21:00	0.0155	Vertical
2/12/2024 6:29	0.0236	Transverse
2/13/2024 6:15	0.023	Vertical
2/14/2024 10:17	0.0186	Vertical
2/15/2024 0:47	0.014	Transverse
2/16/2024 13:16	0.0164	Vertical
2/17/2024 11:17	0.0192	Vertical
2/18/2024 8:32	0.0143	Vertical
2/19/2024 4:37	0.0341	Transverse
2/20/2024 8:45	0.0186	Vertical
2/21/2024 19:31	0.027	Vertical
2/22/2024 21:30	0.0282	Vertical
2/23/2024 15:30	0.0251	Transverse
2/24/2024 17:01	0.0158	Vertical
2/25/2024 5:15	0.0143	Vertical
2/26/2024 15:00	0.0174	Vertical
2/27/2024 12:30	0.0192	Vertical
2/28/2024 8:45	0.0155	Vertical
2/29/2024 12:00	0.0155	Vertical
3/1/2024 10:45	0.0227	Vertical
3/2/2024 11:00	0.0149	Vertical
3/3/2024 8:45	0.0143	Vertical
3/4/2024 4:00	0.018	Vertical
3/5/2024 17:30	0.0149	Vertical
3/6/2024 20:30	0.0143	Vertical
3/7/2024 6:31	0.0152	Vertical
3/8/2024 8:30	0.023	Vertical
3/9/2024 17:15	0.0155	Vertical
3/10/2024 8:45	0.0152	Vertical
3/11/2024 8:45	0.0155	Vertical
3/12/2024 5:15	0.0149	Vertical
3/13/2024 22:45	0.0143	Vertical
3/14/2024 9:00	0.0227	Longitudinal
3/15/2024 5:15	0.0143	Vertical
3/16/2024 10:30	0.0158	Vertical
3/17/2024 11:15	0.014	Vertical
3/18/2024 5:15	0.0416	Transverse
3/19/2024 0:30	0.0155	Vertical
3/20/2024 19:59	0.0155	Vertical

8955 Collins VM1 Vibration Monitor - Maximum Daily Values		
Timestamp	Peak Particle Velocity (in./sec.)	Axis (Longitudinal/Transverse/Vertical)
3/21/2024 5:45	0.0146	Vertical
3/22/2024 11:45	0.0174	Vertical
3/23/2024 20:15	0.0177	Vertical
3/24/2024 13:00	0.0146	Vertical
3/25/2024 12:15	0.0143	Vertical
3/26/2024 18:45	0.0161	Vertical
3/27/2024 23:15	0.0149	Vertical
3/28/2024 12:00	0.0149	Vertical
3/29/2024 9:00	0.0205	Transverse
3/30/2024 6:30	0.0155	Vertical
3/31/2024 5:00	0.0158	Vertical
4/1/2024 9:30	0.0313	Vertical
4/2/2024 10:15	0.0146	Vertical
4/3/2024 11:16	0.1145	Transverse
4/4/2024 15:30	0.0177	Vertical
4/5/2024 11:45	0.0155	Longitudinal
4/6/2024 9:45	0.0152	Vertical
4/7/2024 5:00	0.014	Vertical
4/8/2024 8:46	0.0192	Vertical
4/9/2024 22:00	0.0137	Vertical
4/10/2024 8:15	0.0143	Vertical
4/11/2024 1:15	0.0143	Vertical
4/12/2024 16:30	0.0143	Vertical
4/13/2024 7:15	0.0149	Vertical
4/14/2024 9:30	0.014	Vertical
4/15/2024 5:30	0.0174	Transverse
4/16/2024 6:30	0.0152	Vertical
4/17/2024 10:30	0.0152	Vertical
4/18/2024 9:30	0.0133	Vertical
4/19/2024 7:15	0.0149	Vertical
4/20/2024 14:45	0.0152	Vertical
4/21/2024 10:15	0.0143	Vertical
4/22/2024 8:30	0.0214	Vertical
4/23/2024 12:15	0.0155	Vertical
4/24/2024 10:30	0.0267	Vertical
4/25/2024 9:15	0.0171	Vertical
4/26/2024 8:15	0.0248	Vertical
4/27/2024 11:15	0.0171	Vertical
4/28/2024 23:15	0.0168	Vertical
4/29/2024 10:00	0.0174	Vertical
4/30/2024 10:30	0.0152	Vertical
5/1/2024 12:00	0.0223	Vertical
5/2/2024 10:15	0.0388	Longitudinal

8955 Collins VM1 Vibration Monitor - Maximum Daily Values		
Timestamp	Peak Particle Velocity (in./sec.)	Axis (Longitudinal/Transverse/Vertical)
5/3/2024 17:00	0.0146	Vertical
5/4/2024 17:15	0.0146	Vertical
5/5/2024 13:45	0.0146	Vertical
5/6/2024 21:30	0.0158	Vertical
5/7/2024 21:15	0.0143	Vertical
5/8/2024 21:15	0.0273	Vertical
5/9/2024 10:00	0.0208	Vertical
5/10/2024 8:30	0.0208	Vertical
5/11/2024 10:45	0.0158	Vertical
5/12/2024 16:45	0.0164	Vertical
5/13/2024 19:00	0.0155	Vertical
5/14/2024 19:15	0.0124	Vertical
5/15/2024 7:00	0.018	Longitudinal
5/16/2024 6:45	0.0133	Vertical
5/17/2024 7:45	0.0168	Vertical
5/18/2024 10:30	0.0152	Vertical
5/19/2024 4:15	0.0146	Vertical
5/20/2024 11:00	0.0214	Vertical
5/21/2024 5:15	0.018	Longitudinal
5/22/2024 10:00	0.0177	Vertical
5/23/2024 14:02	0.0537	Transverse
5/24/2024 10:15	0.0189	Vertical
5/25/2024 10:30	0.0164	Vertical
5/26/2024 17:30	0.0155	Vertical
5/27/2024 17:00	0.0158	Vertical
5/28/2024 19:00	0.0137	Vertical
5/29/2024 8:30	0.0174	Vertical
5/30/2024 0:16	0.0149	Vertical
5/31/2024 8:30	0.0419	Vertical
6/1/2024 11:30	0.0189	Vertical
6/2/2024 12:00	0.0155	Vertical
6/3/2024 8:16	0.0155	Vertical
6/4/2024 18:15	0.0152	Vertical
6/5/2024 14:31	0.0258	Transverse
6/6/2024 23:46	0.0186	Vertical
6/7/2024 4:00	0.0413	Vertical
6/8/2024 19:31	0.0143	Vertical
6/9/2024 1:00	0.0137	Vertical
6/10/2024 14:15	0.0261	Vertical
6/11/2024 3:00	0.0137	Vertical
6/12/2024 9:00	0.0214	Vertical
6/13/2024 6:30	0.0149	Vertical
6/14/2024 12:22	0.0552	Transverse

8955 Collins VM1 Vibration Monitor - Maximum Daily Values		
Timestamp	Peak Particle Velocity (in./sec.)	Axis (Longitudinal/Transverse/Vertical)
6/15/2024 6:16	0.0363	Vertical
6/16/2024 4:00	0.0211	Vertical
6/17/2024 8:45	0.0295	Vertical
6/18/2024 0:16	0.0143	Vertical
6/19/2024 10:30	0.0236	Vertical
6/20/2024 11:00	0.0158	Vertical
6/21/2024 8:15	0.0323	Vertical
6/22/2024 13:59	0.0143	Vertical
6/23/2024 5:15	0.0155	Vertical
6/24/2024 4:00	0.0143	Vertical
6/25/2024 7:59	0.0146	Vertical
6/26/2024 18:06	0.076	Transverse
6/27/2024 7:15	0.0152	Vertical
6/28/2024 10:30	0.032	Vertical
6/29/2024 9:15	0.0143	Vertical
6/30/2024 14:46	0.0177	Vertical
7/1/2024 1:45	0.0137	Vertical
7/2/2024 18:16	0.0149	Vertical
7/3/2024 6:15	0.0338	Vertical
7/4/2024 6:15	0.0137	Vertical
7/5/2024 8:45	0.0189	Vertical
7/6/2024 14:15	0.0152	Vertical
7/7/2024 16:01	0.0143	Vertical
7/8/2024 11:00	0.022	Vertical
7/9/2024 16:06	0.0487	Transverse
7/10/2024 10:16	0.0146	Vertical
7/11/2024 22:30	0.0133	Vertical
7/12/2024 13:30	0.0428	Vertical
7/13/2024 8:45	0.013	Vertical
7/14/2024 2:45	0.014	Vertical
7/15/2024 11:45	0.0366	Longitudinal
7/16/2024 9:47	0.0264	Longitudinal
7/17/2024 8:32	0.0146	Vertical
7/18/2024 5:16	0.0143	Vertical
7/19/2024 12:45	0.018	Vertical
7/20/2024 9:15	0.0137	Vertical
7/21/2024 11:00	0.0146	Vertical
7/22/2024 17:00	0.0245	Transverse
7/23/2024 7:00	0.0133	Vertical
7/24/2024 7:59	0.013	Vertical
7/25/2024 7:45	0.0127	Vertical
7/26/2024 10:00	0.018	Transverse
7/27/2024 4:32	0.009	Vertical

8955 Collins VM1 Vibration Monitor - Maximum Daily Values		
Timestamp	Peak Particle Velocity (in./sec.)	Axis (Longitudinal/Transverse/Vertical)
7/30/2024 20:45	0.014	Vertical
7/31/2024 17:30	0.0143	Vertical
8/1/2024 8:30	0.0127	Vertical
8/2/2024 8:45	0.0248	Vertical
8/3/2024 7:15	0.0149	Vertical
8/4/2024 19:45	0.0143	Vertical
8/5/2024 10:45	0.0214	Vertical
8/6/2024 11:45	0.0304	Vertical
8/7/2024 9:00	0.0586	Longitudinal
8/8/2024 15:15	0.0326	Transverse
8/9/2024 10:15	0.0956	Longitudinal
8/10/2024 10:15	0.0199	Vertical
8/11/2024 18:16	0.0133	Vertical
8/12/2024 9:00	0.0686	Longitudinal
8/13/2024 10:45	0.0509	Longitudinal
8/14/2024 19:30	0.013	Vertical
8/15/2024 11:15	0.0456	Longitudinal
8/16/2024 13:15	0.022	Longitudinal
8/17/2024 8:45	0.0127	Vertical
8/18/2024 8:15	0.0137	Vertical
8/19/2024 13:45	0.0649	Longitudinal
8/20/2024 15:46	0.0276	Longitudinal
8/21/2024 14:30	0.0621	Vertical
8/22/2024 15:01	0.0928	Longitudinal
8/23/2024 12:01	0.1164	Longitudinal
8/24/2024 15:45	0.014	Vertical
8/25/2024 4:00	0.0152	Vertical
8/26/2024 11:51	0.31	Transverse
8/27/2024 10:45	0.0704	Vertical
8/28/2024 9:15	0.0946	Longitudinal
8/29/2024 14:15	0.05	Longitudinal
8/30/2024 12:00	0.1145	Vertical
8/31/2024 15:00	0.0493	Vertical
9/1/2024 13:15	0.0208	Vertical
9/2/2024 8:31	0.0214	Vertical
9/3/2024 8:30	0.1474	Longitudinal
9/4/2024 12:30	0.2076	Longitudinal
9/5/2024 9:17	0.054	Longitudinal
9/6/2024 13:45	0.0853	Vertical
9/7/2024 10:45	0.0155	Vertical
9/8/2024 15:45	0.0143	Vertical
9/9/2024 9:46	0.0726	Longitudinal
9/10/2024 10:45	0.0611	Vertical

8955 Collins VM1 Vibration Monitor - Maximum Daily Values		
Timestamp	Peak Particle Velocity (in./sec.)	Axis (Longitudinal/Transverse/Vertical)
9/11/2024 8:30	0.0683	Transverse
9/12/2024 0:32	0.0065	Longitudinal
9/13/2024 16:00	0.0124	Vertical
9/14/2024 8:45	0.0133	Vertical
9/15/2024 1:30	0.0096	Vertical
9/16/2024 21:30	0.0102	Vertical
9/17/2024 11:00	0.0164	Longitudinal
9/18/2024 8:15	0.0518	Longitudinal
9/19/2024 13:01	0.0447	Longitudinal
9/20/2024 14:46	0.0627	Vertical
9/21/2024 11:00	0.0127	Vertical
9/22/2024 17:45	0.013	Vertical
9/23/2024 8:45	0.0195	Vertical
9/24/2024 23:15	0.0639	Longitudinal
9/25/2024 13:59	0.0664	Longitudinal
9/26/2024 8:29	0.3168	Longitudinal
9/27/2024 9:45	0.1499	Longitudinal
9/28/2024 15:59	0.0211	Vertical
9/29/2024 19:30	0.0133	Vertical
9/30/2024 17:15	0.1499	Longitudinal
10/1/2024 9:15	0.1167	Longitudinal
10/2/2024 9:00	0.1157	Longitudinal
10/3/2024 9:59	0.2023	Longitudinal
10/4/2024 15:01	0.1468	Vertical
10/5/2024 16:46	0.0183	Vertical
10/6/2024 18:15	0.0164	Vertical
10/7/2024 14:45	0.0974	Longitudinal
10/8/2024 15:00	0.1657	Longitudinal
10/9/2024 11:15	0.0419	Vertical
10/10/2024 15:15	0.0124	Vertical
10/11/2024 12:45	0.1967	Longitudinal
10/12/2024 11:15	0.0223	Vertical
10/13/2024 18:30	0.0133	Vertical
10/14/2024 11:00	0.0357	Vertical
10/15/2024 9:03	0.3901	Longitudinal
10/16/2024 8:15	0.2216	Longitudinal
10/17/2024 13:30	0.1697	Transverse
10/18/2024 8:45	0.0813	Longitudinal
10/19/2024 10:15	0.0149	Vertical
10/20/2024 19:45	0.0199	Transverse
10/21/2024 9:45	0.1306	Longitudinal
10/22/2024 9:54	0.4735	Vertical
10/23/2024 9:30	0.2662	Longitudinal

8955 Collins VM1 Vibration Monitor - Maximum Daily Values		
Timestamp	Peak Particle Velocity (in./sec.)	Axis (Longitudinal/Transverse/Vertical)
10/24/2024 9:30	0.2985	Vertical
10/25/2024 16:32	0.1282	Longitudinal
10/26/2024 19:30	0.0227	Vertical
10/27/2024 9:45	0.0664	Longitudinal
10/28/2024 12:45	0.2582	Transverse
10/29/2024 15:30	0.0891	Vertical
10/30/2024 8:37	0.4171	Vertical
10/31/2024 13:30	0.0586	Transverse
11/1/2024 9:30	0.2455	Vertical
11/2/2024 19:15	0.0171	Vertical
11/3/2024 16:15	0.0251	Vertical
11/4/2024 10:15	0.1235	Transverse
11/5/2024 12:00	0.0264	Longitudinal
11/6/2024 16:30	0.0745	Vertical
11/7/2024 9:15	0.1064	Longitudinal
11/8/2024 14:16	0.0375	Transverse
11/9/2024 9:30	0.0192	Vertical
11/10/2024 8:30	0.0177	Vertical
11/11/2024 8:15	0.0313	Vertical
11/12/2024 17:15	0.1514	Transverse
11/13/2024 14:59	0.1123	Vertical
11/14/2024 11:30	0.0757	Vertical
11/15/2024 16:30	0.1095	Longitudinal
11/16/2024 19:30	0.0205	Transverse
11/17/2024 4:59	0.0158	Vertical
11/18/2024 17:45	0.0611	Transverse
11/19/2024 9:30	0.0636	Longitudinal
11/20/2024 11:15	0.0512	Vertical
11/21/2024 10:00	0.1306	Transverse
11/22/2024 18:30	0.0323	Vertical
11/23/2024 10:15	0.0149	Vertical
11/24/2024 10:15	0.0158	Longitudinal
11/25/2024 8:46	0.0977	Longitudinal
11/26/2024 7:31	0.0509	Longitudinal
11/27/2024 10:30	0.0304	Vertical
11/28/2024 10:45	0.0155	Vertical
11/29/2024 1:16	0.0155	Vertical
11/30/2024 10:46	0.0164	Longitudinal
12/1/2024 11:45	0.0158	Vertical
12/2/2024 9:15	0.0348	Vertical
12/3/2024 13:45	0.0757	Vertical
12/4/2024 8:31	0.1154	Vertical
12/5/2024 12:46	0.0974	Vertical

8955 Collins VM1 Vibration Monitor - Maximum Daily Values		
Timestamp	Peak Particle Velocity (in./sec.)	Axis (Longitudinal/Transverse/Vertical)
12/6/2024 8:59	0.0841	Vertical
12/7/2024 12:59	0.0161	Vertical
12/8/2024 22:15	0.0177	Longitudinal
12/9/2024 10:45	0.0856	Vertical
12/10/2024 8:15	0.1247	Longitudinal
12/11/2024 8:59	0.0453	Longitudinal
12/12/2024 10:45	0.041	Vertical
12/13/2024 12:15	0.0422	Longitudinal
12/14/2024 10:45	0.0152	Vertical
12/15/2024 23:15	0.0379	Vertical
12/16/2024 13:15	0.0711	Vertical
12/17/2024 12:00	0.0344	Vertical
12/18/2024 13:31	0.0363	Transverse
12/19/2024 15:45	0.0832	Vertical
12/20/2024 10:30	0.0912	Vertical
12/21/2024 20:45	0.031	Transverse
12/22/2024 6:00	0.014	Vertical
12/23/2024 12:15	0.0475	Vertical
12/24/2024 20:15	0.0158	Vertical
12/25/2024 10:15	0.013	Vertical
12/26/2024 14:59	0.0518	Vertical
12/27/2024 10:00	0.1275	Longitudinal
12/28/2024 14:59	0.0143	Vertical
12/29/2024 21:32	0.0158	Vertical
12/30/2024 13:16	0.072	Transverse
12/31/2024 3:30	0.0158	Vertical
1/1/2025 2:00	0.0149	Vertical
1/2/2025 8:15	0.0475	Longitudinal
1/3/2025 11:45	0.0732	Vertical
1/4/2025 12:59	0.0149	Longitudinal
1/5/2025 8:15	0.0152	Vertical
1/6/2025 12:59	0.0624	Vertical
1/7/2025 14:15	0.0832	Vertical
1/8/2025 14:00	0.0248	Longitudinal
1/9/2025 10:26	0.5492	Transverse
1/10/2025 15:15	0.0925	Vertical
1/11/2025 17:30	0.0183	Longitudinal
1/12/2025 20:59	0.0223	Vertical
1/13/2025 10:15	0.0254	Vertical
1/14/2025 14:31	0.0465	Vertical
1/15/2025 17:15	0.049	Longitudinal
1/16/2025 14:46	0.0304	Vertical
1/17/2025 12:45	0.0602	Longitudinal

8955 Collins VM1 Vibration Monitor - Maximum Daily Values		
Timestamp	Peak Particle Velocity (in./sec.)	Axis (Longitudinal/Transverse/Vertical)
1/18/2025 0:15	0.0174	Vertical
1/19/2025 0:30	0.0168	Vertical
1/20/2025 12:59	0.0171	Longitudinal
1/21/2025 11:30	0.0754	Vertical
1/22/2025 12:30	0.1002	Transverse
1/23/2025 10:02	0.0493	Longitudinal
1/24/2025 15:45	0.0403	Vertical
1/25/2025 11:30	0.023	Longitudinal
1/26/2025 22:45	0.0335	Longitudinal
1/27/2025 12:00	0.063	Longitudinal
1/28/2025 3:45	0.0574	Vertical
1/29/2025 14:00	0.054	Vertical
1/30/2025 10:00	0.0462	Longitudinal
1/31/2025 10:15	0.0264	Vertical
2/1/2025 12:15	0.023	Transverse
2/2/2025 16:59	0.0177	Vertical
2/3/2025 10:59	0.0329	Vertical
2/4/2025 15:45	0.0555	Transverse
2/5/2025 12:59	0.1089	Longitudinal
2/6/2025 17:15	0.0583	Vertical
2/7/2025 13:30	0.0562	Vertical
2/8/2025 20:45	0.0177	Vertical
2/9/2025 19:15	0.0164	Vertical
2/10/2025 17:45	0.0667	Vertical
2/11/2025 16:45	0.0348	Transverse
2/12/2025 11:45	0.0937	Longitudinal
2/13/2025 15:30	0.0512	Vertical
2/14/2025 14:59	0.1325	Transverse
2/15/2025 19:45	0.0174	Vertical
2/16/2025 19:45	0.0171	Longitudinal
2/17/2025 19:33	0.0301	Longitudinal
2/18/2025 8:15	0.0344	Vertical
2/19/2025 11:30	0.0739	Vertical
2/20/2025 16:15	0.0251	Transverse
2/21/2025 17:30	0.0515	Transverse
2/22/2025 13:15	0.0205	Vertical
2/23/2025 1:31	0.0192	Vertical
2/24/2025 14:59	0.0847	Transverse
2/25/2025 8:17	0.1018	Transverse
2/26/2025 12:02	0.0537	Transverse
2/27/2025 8:32	0.0937	Longitudinal
2/28/2025 11:15	0.0797	Longitudinal
3/1/2025 8:59	0.0227	Longitudinal

8955 Collins VM1 Vibration Monitor - Maximum Daily Values		
Timestamp	Peak Particle Velocity (in./sec.)	Axis (Longitudinal/Transverse/Vertical)
3/2/2025 14:59	0.018	Vertical
3/3/2025 10:59	0.0285	Longitudinal
3/4/2025 11:45	0.0205	Vertical
3/5/2025 15:30	0.0385	Longitudinal
3/6/2025 8:31	0.0407	Vertical
3/7/2025 17:30	0.0323	Transverse
3/8/2025 18:45	0.0192	Vertical
3/9/2025 10:30	0.0245	Vertical
3/10/2025 17:15	0.0431	Transverse
3/11/2025 16:30	0.0475	Vertical
3/12/2025 8:30	0.036	Transverse
3/13/2025 9:31	0.0332	Vertical
3/14/2025 11:30	0.0515	Longitudinal
3/15/2025 1:00	0.0239	Longitudinal
3/16/2025 17:30	0.0174	Vertical
3/17/2025 11:47	0.0462	Vertical
3/18/2025 13:02	0.0245	Vertical
3/19/2025 14:21	0.0819	Transverse
3/20/2025 9:30	0.0559	Longitudinal
3/21/2025 15:31	0.0661	Longitudinal
3/22/2025 12:15	0.0304	Transverse
3/23/2025 11:00	0.0192	Transverse
3/24/2025 9:01	0.0332	Longitudinal
3/25/2025 8:16	0.0313	Longitudinal
3/26/2025 10:15	0.0528	Transverse
3/27/2025 9:31	0.0462	Longitudinal
3/28/2025 10:45	0.0341	Vertical
3/29/2025 8:45	0.0236	Longitudinal
3/30/2025 1:15	0.0161	Vertical
3/31/2025 9:46	0.0447	Transverse
4/1/2025 9:59	0.0354	Longitudinal
4/2/2025 17:15	0.0413	Longitudinal
4/3/2025 11:45	0.1849	Vertical
4/4/2025 12:45	0.0577	Transverse
4/5/2025 9:45	0.0227	Vertical
4/6/2025 21:01	0.0177	Vertical
4/7/2025 10:30	0.0667	Vertical
4/8/2025 7:59	0.1399	Longitudinal
4/9/2025 12:37	0.4714	Longitudinal
4/10/2025 11:45	0.1747	Vertical
4/11/2025 13:30	0.1036	Vertical
4/12/2025 11:00	0.018	Vertical
4/13/2025 11:59	0.031	Longitudinal

8955 Collins VM1 Vibration Monitor - Maximum Daily Values		
Timestamp	Peak Particle Velocity (in./sec.)	Axis (Longitudinal/Transverse/Vertical)
4/14/2025 11:15	0.0708	Transverse
4/15/2025 15:31	0.1344	Transverse
4/16/2025 15:59	0.0531	Vertical
4/17/2025 11:15	0.0968	Vertical
4/18/2025 11:00	0.0329	Transverse
4/19/2025 11:59	0.0195	Vertical
4/20/2025 11:59	0.0301	Vertical
4/21/2025 18:30	0.0379	Vertical
4/22/2025 15:15	0.0583	Vertical
4/23/2025 9:00	0.0794	Longitudinal
4/24/2025 16:15	0.0285	Vertical
4/25/2025 19:15	0.0174	Vertical
4/26/2025 12:15	0.0195	Vertical
4/27/2025 19:15	0.0161	Vertical
4/28/2025 11:59	0.023	Transverse
4/29/2025 15:00	0.026	Vertical
4/30/2025 7:59	0.037	Longitudinal
5/1/2025 13:59	0.079	Vertical
5/2/2025 15:30	0.031	Transverse
5/3/2025 18:15	0.017	Vertical
5/4/2025 14:30	0.027	Transverse
5/5/2025 5:17	0.018	Vertical
5/6/2025 7:59	0.038	Longitudinal
5/7/2025 12:17	0.054	Vertical
5/8/2025 18:47	0.046	Transverse
5/9/2025 12:15	0.023	Vertical
5/10/2025 11:45	0.018	Vertical
5/11/2025 9:30	0.017	Vertical
5/12/2025 16:15	0.046	Vertical
5/13/2025 9:19	0.344	Longitudinal
5/14/2025 13:15	0.258	Longitudinal
5/15/2025 16:45	0.192	Transverse
5/16/2025 9:15	0.361	Longitudinal
5/17/2025 1:15	0.019	Vertical
5/18/2025 8:45	0.018	Vertical
5/19/2025 15:15	0.093	Longitudinal
5/20/2025 10:30	0.13	Longitudinal
5/21/2025 10:30	0.251	Longitudinal
5/22/2025 9:15	0.054	Longitudinal
5/23/2025 12:15	0.03	Vertical
5/24/2025 0:30	0.019	Vertical
5/25/2025 6:15	0.019	Vertical
5/26/2025 16:30	0.019	Vertical

8955 Collins VM1 Vibration Monitor - Maximum Daily Values		
Timestamp	Peak Particle Velocity (in./sec.)	Axis (Longitudinal/Transverse/Vertical)
5/27/2025 8:47	0.04	Vertical
5/28/2025 7:59	0.035	Vertical
5/29/2025 13:15	0.025	Transverse
5/30/2025 10:45	0.038	Longitudinal
5/31/2025 0:30	0.018	Vertical
6/1/2025 0:15	0.019	Vertical
6/2/2025 11:32	0.087	Longitudinal
6/3/2025 11:02	0.044	Longitudinal
6/4/2025 9:32	0.03	Longitudinal
6/5/2025 10:58	0.061	Longitudinal
6/6/2025 9:59	0.047	Longitudinal
6/7/2025 18:15	0.018	Vertical
6/8/2025 2:15	0.018	Vertical
6/9/2025 12:45	0.026	Longitudinal
6/10/2025 11:45	0.02	Vertical
6/11/2025 9:15	0.055	Vertical
6/12/2025 0:30	0.03	Vertical
6/13/2025 8:46	0.021	Transverse
6/14/2025 10:45	0.018	Transverse
6/15/2025 11:45	0.018	Vertical
6/16/2025 9:15	0.028	Longitudinal
6/17/2025 9:30	0.041	Vertical
6/18/2025 12:24	0.062	Vertical
6/19/2025 15:30	0.018	Vertical
6/20/2025 8:30	0.021	Vertical
6/21/2025 10:30	0.017	Transverse
6/22/2025 8:15	0.017	Vertical
6/23/2025 11:59	0.072	Longitudinal
6/24/2025 8:30	0.039	Vertical
6/25/2025 8:16	0.032	Vertical
6/26/2025 12:15	0.034	Transverse
6/27/2025 10:31	0.019	Vertical
6/28/2025 10:15	0.017	Vertical
6/29/2025 11:15	0.018	Vertical
6/30/2025 9:59	0.023	Vertical
7/1/2025 8:15	0.027	Vertical
7/2/2025 14:42	0.066	Vertical
7/3/2025 5:59	0.052	Longitudinal
7/4/2025 7:45	0.026	Vertical
7/5/2025 7:45	0.016	Vertical
7/6/2025 8:46	0.017	Vertical
7/7/2025 23:30	0.016	Vertical
7/8/2025 13:45	0.027	Vertical

8955 Collins VM1 Vibration Monitor - Maximum Daily Values		
Timestamp	Peak Particle Velocity (in./sec.)	Axis (Longitudinal/Transverse/Vertical)
7/9/2025 3:15	0.016	Vertical
7/10/2025 9:31	0.018	Longitudinal
7/11/2025 19:00	0.018	Vertical
7/12/2025 10:15	0.016	Longitudinal
7/13/2025 5:15	0.018	Vertical
7/14/2025 13:00	0.039	Vertical
7/15/2025 15:48	0.062	Transverse
7/16/2025 1:00	0.016	Vertical
7/17/2025 15:31	0.02	Longitudinal
7/18/2025 14:30	0.021	Longitudinal
7/19/2025 16:15	0.019	Vertical
7/20/2025 21:59	0.017	Vertical
7/21/2025 9:01	0.019	Vertical
7/22/2025 11:45	0.033	Longitudinal
7/23/2025 13:16	0.064	Longitudinal
7/24/2025 7:00	0.024	Vertical
7/25/2025 8:45	0.019	Vertical
7/26/2025 8:45	0.018	Vertical
7/27/2025 23:45	0.018	Vertical
7/28/2025 8:45	0.023	Vertical
7/29/2025 13:45	0.022	Transverse
7/30/2025 8:30	0.053	Vertical
7/31/2025 9:30	0.189	Vertical
8/1/2025 8:31	0.041	Vertical
8/2/2025 22:15	0.018	Vertical
8/3/2025 23:45	0.018	Vertical
8/4/2025 10:15	0.081	Longitudinal
8/5/2025 9:01	0.038	Vertical
8/6/2025 9:59	0.018	Vertical
8/7/2025 15:45	0.022	Longitudinal
8/8/2025 10:34	0.1	Longitudinal
8/9/2025 11:15	0.017	Vertical
8/10/2025 15:45	0.018	Vertical
8/11/2025 8:31	0.027	Vertical
8/12/2025 19:30	0.018	Vertical
8/13/2025 8:31	0.041	Vertical
8/14/2025 13:38	0.051	Longitudinal
8/15/2025 9:15	0.056	Vertical
8/16/2025 11:30	0.021	Vertical
8/17/2025 9:15	0.018	Vertical
8/18/2025 12:16	0.071	Transverse
8/19/2025 8:15	0.017	Longitudinal
8/20/2025 8:45	0.04	Longitudinal

8955 Collins VM1 Vibration Monitor - Maximum Daily Values		
Timestamp	Peak Particle Velocity (in./sec.)	Axis (Longitudinal/Transverse/Vertical)
8/21/2025 7:59	0.024	Transverse
8/22/2025 11:16	0.047	Longitudinal
8/23/2025 2:46	0.021	Vertical
8/24/2025 9:45	0.041	Longitudinal
8/25/2025 8:15	0.056	Vertical
8/26/2025 11:59	0.054	Vertical
8/27/2025 15:33	0.111	Longitudinal
8/28/2025 3:59	0.027	Longitudinal
8/29/2025 7:30	0.042	Vertical
8/30/2025 1:59	0.016	Vertical
8/31/2025 7:45	0.017	Vertical
9/1/2025 8:15	0.022	Vertical
9/2/2025 7:59	0.018	Transverse
9/3/2025 7:45	0.051	Longitudinal
9/4/2025 16:15	0.021	Vertical
9/5/2025 15:59	0.023	Vertical
9/6/2025 16:45	0.028	Vertical
9/7/2025 15:30	0.017	Vertical
9/8/2025 9:31	0.017	Vertical
9/9/2025 16:15	0.026	Transverse
9/10/2025 19:15	0.037	Transverse
9/11/2025 12:16	0.025	Vertical
9/12/2025 11:49	0.058	Transverse
9/13/2025 10:45	0.018	Vertical
9/14/2025 8:46	0.017	Vertical
9/15/2025 7:45	0.02	Vertical
9/16/2025 10:15	0.02	Longitudinal
9/17/2025 8:30	0.043	Vertical
9/18/2025 1:59	0.017	Vertical
9/19/2025 8:30	0.047	Longitudinal
9/20/2025 12:15	0.018	Vertical
9/21/2025 9:59	0.018	Transverse
9/22/2025 7:00	0.019	Vertical
9/23/2025 6:45	0.016	Vertical
9/24/2025 7:59	0.049	Vertical
9/25/2025 23:15	0.017	Vertical
9/26/2025 0:15	0.015	Vertical
9/27/2025 14:15	0.018	Vertical
9/28/2025 8:46	0.017	Vertical
9/29/2025 10:30	0.027	Longitudinal
9/30/2025 6:45	0.017	Longitudinal
10/1/2025 10:30	0.076	Longitudinal
10/2/2025 8:45	0.049	Vertical

8955 Collins VM1 Vibration Monitor - Maximum Daily Values		
Timestamp	Peak Particle Velocity (in./sec.)	Axis (Longitudinal/Transverse/Vertical)
10/3/2025 14:30	0.105	Longitudinal
10/4/2025 0:45	0.016	Vertical
10/5/2025 1:30	0.017	Vertical
10/6/2025 11:59	0.046	Longitudinal
10/7/2025 9:46	0.425	Longitudinal
10/8/2025 13:30	0.074	Longitudinal
10/9/2025 8:45	0.245	Longitudinal
10/10/2025 10:15	0.094	Longitudinal
10/11/2025 10:45	0.02	Vertical
10/12/2025 9:59	0.021	Vertical
10/13/2025 7:59	0.024	Transverse
10/14/2025 9:00	0.05	Longitudinal
10/15/2025 22:45	0.088	Vertical
10/16/2025 1:45	0.052	Vertical
10/17/2025 0:45	0.043	Longitudinal
10/18/2025 9:15	0.023	Longitudinal
10/19/2025 11:45	0.024	Vertical
10/20/2025 21:30	0.11	Vertical
10/21/2025 21:45	0.044	Vertical
10/22/2025 23:00	0.056	Vertical
10/23/2025 1:00	0.107	Vertical
10/24/2025 8:30	0.019	Vertical
10/25/2025 21:45	0.019	Vertical
10/26/2025 6:15	0.018	Vertical
10/27/2025 12:15	0.034	Vertical
10/28/2025 8:15	0.032	Transverse
10/29/2025 8:45	0.072	Vertical
10/30/2025 9:30	0.045	Vertical
10/31/2025 8:31	0.022	Longitudinal
11/1/2025 11:45	0.026	Vertical
11/2/2025 22:45	0.024	Transverse
11/3/2025 8:16	0.064	Vertical
11/4/2025 17:15	0.018	Vertical
11/5/2025 11:30	0.02	Vertical
11/6/2025 8:16	0.024	Transverse
11/7/2025 8:16	0.026	Vertical
11/8/2025 9:45	0.02	Vertical
11/9/2025 12:15	0.019	Vertical
11/10/2025 13:30	0.021	Vertical
11/11/2025 14:01	0.018	Vertical
11/12/2025 18:30	0.12	Longitudinal
11/13/2025 21:15	0.108	Longitudinal
11/14/2025 22:00	0.07	Vertical

8955 Collins VM1 Vibration Monitor - Maximum Daily Values		
Timestamp	Peak Particle Velocity (in./sec.)	Axis (Longitudinal/Transverse/Vertical)
11/15/2025 1:15	0.081	Vertical
11/16/2025 0:30	0.103	Vertical
11/17/2025 22:59	0.083	Vertical
11/18/2025 3:15	0.164	Longitudinal
11/19/2025 3:46	0.105	Vertical
11/20/2025 6:59	0.081	Longitudinal
11/21/2025 2:59	0.087	Vertical
11/22/2025 11:45	0.022	Longitudinal
11/23/2025 9:45	0.018	Longitudinal
11/24/2025 22:15	0.02	Vertical
11/25/2025 21:45	0.029	Vertical
11/26/2025 13:30	0.031	Vertical
11/27/2025 1:15	0.016	Vertical
11/28/2025 13:15	0.047	Transverse
11/29/2025 9:16	0.024	Longitudinal
11/30/2025 7:15	0.02	Transverse
12/1/2025 22:01	0.04	Longitudinal
12/2/2025 22:31	0.143	Longitudinal
12/3/2025 8:00	0.071	Vertical
12/4/2025 23:30	0.2	Vertical
12/5/2025 1:49	0.655	Longitudinal
12/6/2025 13:45	0.046	Vertical
12/7/2025 20:15	0.037	Vertical
12/8/2025 7:15	0.051	Vertical
12/9/2025 19:16	0.06	Longitudinal
12/10/2025 23:30	0.102	Longitudinal
12/11/2025 0:30	0.077	Longitudinal
12/12/2025 12:16	0.049	Vertical
12/13/2025 13:31	0.056	Transverse
12/14/2025 10:45	0.047	Longitudinal
12/15/2025 13:45	0.049	Longitudinal
12/16/2025 9:45	0.103	Longitudinal
12/17/2025 8:12	1.569	Vertical
12/18/2025 15:46	0.073	Longitudinal
12/19/2025 7:45	0.042	Vertical
12/20/2025 15:45	0.048	Vertical
12/21/2025 16:30	0.048	Vertical
12/22/2025 17:30	0.061	Vertical
12/23/2025 18:00	0.065	Transverse
12/24/2025 16:15	0.072	Vertical
12/25/2025 12:30	0.053	Vertical
12/26/2025 17:45	0.05	Longitudinal
12/27/2025 15:16	0.05	Vertical

8955 Collins VM1 Vibration Monitor - Maximum Daily Values		
Timestamp	Peak Particle Velocity (in./sec.)	Axis (Longitudinal/Transverse/Vertical)
12/28/2025 12:15	0.047	Longitudinal
12/29/2025 14:00	0.063	Vertical
12/30/2025 18:30	0.065	Longitudinal
12/31/2025 0:16	0.063	Longitudinal
1/1/2026 19:30	0.058	Longitudinal
1/2/2026 22:01	0.059	Longitudinal
1/3/2026 0:15	0.056	Longitudinal
1/4/2026 20:45	0.05	Transverse
1/5/2026 23:45	0.049	Vertical
1/6/2026 23:15	0.054	Longitudinal
1/7/2026 22:01	0.052	Vertical
1/8/2026 16:31	0.046	Vertical
1/9/2026 7:46	0.041	Vertical
1/10/2026 12:16	0.054	Vertical
1/11/2026 23:30	0.049	Longitudinal
1/12/2026 20:30	0.048	Longitudinal
1/13/2026 22:01	0.078	Transverse
1/14/2026 15:46	0.108	Vertical
1/15/2026 16:16	0.045	Longitudinal
1/16/2026 14:01	0.055	Longitudinal
1/17/2026 12:31	0.052	Transverse
1/18/2026 0:46	0.052	Longitudinal
1/19/2026 17:31	0.05	Longitudinal
1/20/2026 4:00	0.055	Transverse
1/21/2026 12:45	0.06	Vertical
1/22/2026 20:00	0.047	Longitudinal
1/23/2026 17:45	0.049	Longitudinal
1/24/2026 12:30	0.053	Vertical
1/25/2026 22:01	0.057	Longitudinal
1/26/2026 19:45	0.044	Longitudinal
1/27/2026 0:46	0.05	Longitudinal
1/28/2026 19:15	0.048	Longitudinal
1/29/2026 22:15	0.052	Longitudinal
1/30/2026 12:46	0.061	Longitudinal
1/31/2026 14:45	0.056	Longitudinal
2/1/2026 22:00	0.059	Longitudinal
2/2/2026 22:45	0.057	Longitudinal
2/3/2026 22:15	0.096	Vertical
2/4/2026 14:30	0.06	Vertical
2/5/2026 10:00	0.074	Vertical
2/6/2026 4:59	0.054	Longitudinal
2/7/2026 19:45	0.055	Longitudinal
2/8/2026 11:31	0.056	Transverse

8955 Collins VM1 Vibration Monitor - Maximum Daily Values		
Timestamp	Peak Particle Velocity (in./sec.)	Axis (Longitudinal/Transverse/Vertical)
2/9/2026 20:59	0.054	Longitudinal
2/10/2026 21:45	0.114	Longitudinal
2/11/2026 21:30	0.162	Vertical
2/12/2026 0:45	0.134	Longitudinal
2/13/2026 0:01	0.164	Longitudinal
2/14/2026 19:15	0.022	Vertical
2/15/2026 10:59	0.02	Vertical
2/16/2026 10:15	0.02	Vertical
2/17/2026 12:30	0.121	Vertical
2/18/2026 14:15	0.15	Vertical
2/19/2026 15:15	0.044	Vertical
2/20/2026 10:59	0.031	Longitudinal
2/21/2026 18:01	0.021	Vertical
2/22/2026 6:00	0.019	Vertical
2/23/2026 8:30	0.022	Transverse
2/24/2026 12:16	0.023	Longitudinal
2/25/2026 9:15	0.118	Longitudinal
2/26/2026 16:30	0.036	Longitudinal
2/27/2026 7:16	0.026	Longitudinal
2/28/2026 20:45	0.02	Vertical
3/1/2026 0:15	0.016	Vertical
3/2/2026 6:45	0.0177	Longitudinal
3/3/2026 9:30	0.0484	Longitudinal
3/4/2026 10:15	0.0847	Vertical
3/5/2026 10:30	0.0372	Longitudinal
3/6/2026 9:45	0.0658	Vertical
3/7/2026 0:45	0.0254	Vertical
3/8/2026 9:59	0.0195	Vertical

8955 Collins VM2 Vibration Monitor - Maximum Daily Values		
Timestamp	Peak Particle Velocity (in./sec.)	Axis (Longitudinal/Transverse/Vertical)
4/19/2023 14:08	0.0292	Longitudinal
4/20/2023 5:52	0.0425	Transverse
4/21/2023 6:34	0.0102	Transverse
4/22/2023 5:02	0.005	Transverse
4/23/2023 4:58	0.0043	Transverse
4/24/2023 6:25	0.0121	Transverse
4/25/2023 4:53	0.0214	Transverse
4/26/2023 11:31	0.0093	Transverse
4/27/2023 11:00	0.0341	Transverse
4/28/2023 12:45	0.0605	Longitudinal
4/29/2023 9:30	0.0068	Transverse
4/30/2023 0:45	0.0065	Transverse
5/1/2023 13:45	0.0227	Longitudinal
5/2/2023 12:48	0.0112	Transverse
5/3/2023 12:15	0.0068	Longitudinal
5/4/2023 8:36	0.5207	Longitudinal
5/5/2023 12:32	0.0295	Vertical
5/6/2023 12:00	0.0047	Transverse
5/7/2023 13:00	0.0081	Longitudinal
5/8/2023 10:45	0.0102	Vertical
5/9/2023 9:30	0.0686	Vertical
5/10/2023 14:30	0.0205	Vertical
5/11/2023 9:45	0.0487	Transverse
5/12/2023 10:45	0.0348	Vertical
5/13/2023 16:30	0.0133	Vertical
5/14/2023 18:30	0.004	Transverse
5/15/2023 13:45	0.0335	Longitudinal
5/16/2023 11:30	0.1455	Vertical
5/17/2023 10:26	0.7404	Longitudinal
5/18/2023 14:32	0.0642	Vertical
5/19/2023 15:30	0.0087	Vertical
5/20/2023 0:30	0.0053	Longitudinal
5/21/2023 3:00	0.0047	Longitudinal
5/22/2023 11:45	0.1356	Vertical
5/23/2023 9:15	0.0559	Vertical
5/24/2023 13:01	0.3323	Transverse
5/25/2023 10:45	0.0245	Transverse
5/26/2023 13:15	0.0441	Longitudinal
5/27/2023 19:15	0.0043	Transverse
5/28/2023 11:00	0.0074	Longitudinal
5/29/2023 7:45	0.0043	Longitudinal
5/30/2023 11:00	0.0233	Vertical
5/31/2023 13:15	0.0276	Vertical

8955 Collins VM2 Vibration Monitor - Maximum Daily Values		
Timestamp	Peak Particle Velocity (in./sec.)	Axis (Longitudinal/Transverse/Vertical)
6/1/2023 11:45	0.0223	Vertical
6/2/2023 14:30	0.1188	Longitudinal
6/3/2023 13:00	0.0081	Transverse
6/4/2023 5:45	0.0053	Transverse
6/5/2023 10:45	0.0118	Vertical
6/6/2023 11:00	0.0124	Transverse
6/7/2023 8:15	0.0357	Longitudinal
6/8/2023 10:00	0.014	Transverse
6/9/2023 13:45	0.0189	Vertical
6/10/2023 11:45	0.0093	Longitudinal
6/11/2023 8:45	0.0043	Transverse
6/12/2023 13:45	0.0093	Longitudinal
6/13/2023 18:45	0.0071	Vertical
6/14/2023 8:15	0.0071	Longitudinal
6/15/2023 14:15	0.005	Transverse
6/16/2023 9:30	0.0081	Vertical
6/17/2023 19:15	0.0096	Longitudinal
6/18/2023 15:15	0.0084	Transverse
6/19/2023 12:30	0.0164	Longitudinal
6/20/2023 22:00	0.0115	Vertical
6/21/2023 9:15	0.0121	Longitudinal
6/22/2023 15:45	0.1756	Longitudinal
6/23/2023 10:45	0.1669	Longitudinal
6/24/2023 19:00	0.0065	Transverse
6/25/2023 13:00	0.0074	Transverse
6/26/2023 13:45	0.1319	Longitudinal
6/27/2023 8:30	0.023	Longitudinal
6/28/2023 14:45	0.013	Transverse
6/29/2023 8:45	0.0642	Transverse
6/30/2023 17:30	0.0081	Longitudinal
7/1/2023 6:45	0.004	Transverse
7/2/2023 5:15	0.0056	Longitudinal
7/3/2023 11:46	0.0161	Longitudinal
7/4/2023 5:45	0.0043	Longitudinal
7/5/2023 17:30	0.0245	Longitudinal
7/6/2023 10:45	0.0251	Vertical
7/7/2023 14:30	0.0524	Longitudinal
7/8/2023 4:45	0.0053	Longitudinal
7/9/2023 21:15	0.0071	Longitudinal
7/10/2023 13:59	0.0338	Transverse
7/11/2023 9:15	0.0739	Longitudinal
7/12/2023 11:45	0.0149	Vertical
7/13/2023 8:30	0.0102	Vertical

8955 Collins VM2 Vibration Monitor - Maximum Daily Values		
Timestamp	Peak Particle Velocity (in./sec.)	Axis (Longitudinal/Transverse/Vertical)
7/14/2023 11:01	0.0282	Vertical
7/15/2023 13:15	0.009	Transverse
7/16/2023 21:00	0.0059	Transverse
7/17/2023 11:45	0.0205	Transverse
7/18/2023 11:15	0.0338	Transverse
7/19/2023 11:30	0.0428	Transverse
7/20/2023 14:45	0.0692	Transverse
7/21/2023 13:45	0.0385	Transverse
7/22/2023 7:45	0.0043	Longitudinal
7/23/2023 19:59	0.0183	Vertical
7/24/2023 8:45	0.0251	Transverse
7/25/2023 14:15	0.0059	Vertical
7/26/2023 10:15	0.0205	Longitudinal
7/27/2023 10:45	0.0158	Transverse
7/28/2023 10:30	0.0245	Vertical
7/29/2023 13:30	0.004	Transverse
7/30/2023 8:45	0.0068	Transverse
7/31/2023 9:00	0.0673	Vertical
8/1/2023 12:12	0.584	Longitudinal
8/2/2023 13:00	0.0785	Transverse
8/3/2023 14:45	0.0487	Longitudinal
8/4/2023 16:00	0.0791	Transverse
8/5/2023 13:15	0.0084	Longitudinal
8/6/2023 19:30	0.005	Vertical
8/7/2023 13:45	0.0739	Vertical
8/8/2023 9:15	0.0946	Vertical
8/9/2023 11:00	0.0555	Vertical
8/10/2023 13:30	0.1229	Transverse
8/11/2023 16:15	0.0608	Longitudinal
8/12/2023 23:15	0.0065	Transverse
8/13/2023 7:30	0.0053	Longitudinal
8/14/2023 12:30	0.0934	Longitudinal
8/15/2023 8:45	0.0869	Vertical
8/16/2023 15:30	0.1505	Vertical
8/17/2023 10:30	0.1173	Longitudinal
8/18/2023 12:43	0.355	Vertical
8/19/2023 0:30	0.0099	Transverse
8/20/2023 11:45	0.0078	Vertical
8/21/2023 10:30	0.0202	Vertical
8/22/2023 9:30	0.05	Vertical
8/23/2023 10:00	0.0276	Transverse
8/24/2023 10:00	0.0267	Transverse
8/25/2023 11:30	0.0372	Vertical

8955 Collins VM2 Vibration Monitor - Maximum Daily Values		
Timestamp	Peak Particle Velocity (in./sec.)	Axis (Longitudinal/Transverse/Vertical)
8/26/2023 21:30	0.004	Longitudinal
8/27/2023 17:15	0.0062	Longitudinal
8/28/2023 17:00	0.049	Vertical
8/29/2023 16:15	0.2557	Vertical
8/30/2023 10:00	0.0223	Longitudinal
8/31/2023 10:30	0.2517	Longitudinal
9/1/2023 10:00	0.2101	Transverse
9/2/2023 0:15	0.0096	Longitudinal
9/3/2023 19:15	0.0056	Longitudinal
9/4/2023 9:45	0.0043	Transverse
9/5/2023 10:45	0.0726	Longitudinal
9/6/2023 18:44	0.0211	Vertical
9/7/2023 14:45	0.0621	Vertical
9/8/2023 9:00	0.0711	Vertical
9/9/2023 15:00	0.0047	Transverse
9/10/2023 9:00	0.0168	Longitudinal
9/11/2023 16:30	0.135	Vertical
9/12/2023 11:00	0.2706	Longitudinal
9/13/2023 14:45	0.036	Transverse
9/14/2023 15:01	0.0186	Vertical
9/15/2023 11:15	0.0202	Vertical
9/16/2023 2:45	0.0062	Longitudinal
9/17/2023 7:16	0.005	Longitudinal
9/18/2023 14:45	0.0329	Longitudinal
9/19/2023 10:00	0.0214	Vertical
9/20/2023 8:30	0.0326	Longitudinal
9/21/2023 10:30	0.0593	Vertical
9/22/2023 13:46	0.077	Longitudinal
9/23/2023 4:31	0.0043	Transverse
9/24/2023 7:45	0.004	Transverse
9/25/2023 16:46	0.077	Vertical
9/26/2023 8:30	0.1275	Longitudinal
9/27/2023 12:00	0.0202	Longitudinal
9/28/2023 14:15	0.0227	Transverse
9/29/2023 10:30	0.0251	Longitudinal
9/30/2023 19:59	0.0053	Transverse
10/1/2023 9:45	0.0043	Transverse
10/2/2023 10:30	0.0155	Vertical
10/3/2023 10:45	0.0236	Transverse
10/4/2023 13:31	0.0177	Vertical
10/5/2023 8:15	0.018	Transverse
10/6/2023 10:45	0.0177	Longitudinal
10/7/2023 13:30	0.027	Transverse

8955 Collins VM2 Vibration Monitor - Maximum Daily Values		
Timestamp	Peak Particle Velocity (in./sec.)	Axis (Longitudinal/Transverse/Vertical)
10/8/2023 4:45	0.0062	Longitudinal
10/9/2023 9:30	0.0068	Longitudinal
10/10/2023 14:30	0.036	Vertical
10/11/2023 9:15	0.0363	Transverse
10/12/2023 14:12	0.0652	Transverse
10/13/2023 15:15	0.0301	Vertical
10/14/2023 9:30	0.0047	Transverse
10/15/2023 22:01	0.005	Longitudinal
10/16/2023 16:31	0.0195	Vertical
10/17/2023 15:01	0.0143	Longitudinal
10/18/2023 11:31	0.0329	Longitudinal
10/19/2023 15:15	0.049	Vertical
10/20/2023 13:00	0.0245	Longitudinal
10/21/2023 19:45	0.0053	Longitudinal
10/22/2023 17:30	0.0056	Transverse
10/23/2023 16:46	0.0779	Transverse
10/24/2023 11:30	0.0984	Transverse
10/25/2023 13:16	0.045	Transverse
10/26/2023 11:45	0.0568	Vertical
10/27/2023 9:15	0.1161	Vertical
10/28/2023 23:00	0.0559	Transverse
10/29/2023 10:30	0.0524	Transverse
10/30/2023 15:46	0.1108	Vertical
10/31/2023 16:45	0.1949	Longitudinal
11/1/2023 9:59	0.2194	Longitudinal
11/2/2023 10:46	0.1341	Longitudinal
11/3/2023 11:30	0.1396	Vertical
11/4/2023 0:45	0.0453	Vertical
11/5/2023 15:45	0.0195	Vertical
11/6/2023 12:02	0.135	Longitudinal
11/7/2023 11:15	0.108	Longitudinal
11/8/2023 8:16	0.2352	Longitudinal
11/9/2023 10:51	0.4847	Longitudinal
11/10/2023 10:15	0.0124	Longitudinal
11/11/2023 16:15	0.0087	Longitudinal
11/12/2023 8:45	0.0053	Longitudinal
11/13/2023 8:59	0.2482	Vertical
11/14/2023 10:27	0.4146	Vertical
11/15/2023 9:51	0.6256	Longitudinal
11/16/2023 14:00	0.068	Transverse
11/17/2023 8:30	0.2852	Longitudinal
11/18/2023 8:45	0.005	Transverse
11/19/2023 10:59	0.0099	Longitudinal

8955 Collins VM2 Vibration Monitor - Maximum Daily Values		
Timestamp	Peak Particle Velocity (in./sec.)	Axis (Longitudinal/Transverse/Vertical)
11/20/2023 11:03	0.7916	Longitudinal
11/21/2023 12:57	0.409	Longitudinal
11/22/2023 8:59	0.166	Longitudinal
11/23/2023 8:59	0.1009	Longitudinal
11/24/2023 8:30	0.0214	Longitudinal
11/25/2023 8:30	0.014	Longitudinal
11/26/2023 4:59	0.0065	Transverse
11/27/2023 8:15	0.1257	Longitudinal
11/28/2023 14:15	0.1105	Transverse
11/29/2023 12:30	0.067	Longitudinal
11/30/2023 10:46	0.0068	Transverse
12/1/2023 11:16	0.0248	Longitudinal
12/2/2023 12:15	0.0323	Transverse
12/3/2023 4:30	0.0059	Longitudinal
12/4/2023 10:16	0.0816	Longitudinal
12/5/2023 9:31	0.0161	Longitudinal
12/6/2023 14:15	0.0369	Longitudinal
12/7/2023 20:30	0.0189	Transverse
12/8/2023 12:30	0.0825	Transverse
12/9/2023 8:00	0.0062	Transverse
12/10/2023 8:30	0.0081	Longitudinal
12/11/2023 8:15	0.1719	Longitudinal
12/12/2023 16:46	0.1313	Longitudinal
12/13/2023 9:16	0.1424	Longitudinal
12/14/2023 13:30	0.211	Longitudinal
12/15/2023 8:45	0.144	Longitudinal
12/16/2023 22:31	0.0096	Longitudinal
12/17/2023 13:46	0.0078	Longitudinal
12/18/2023 11:30	0.1294	Longitudinal
12/19/2023 13:45	0.1887	Longitudinal
12/20/2023 14:30	0.2517	Longitudinal
12/21/2023 14:15	0.2262	Longitudinal
12/22/2023 11:45	0.2802	Longitudinal
12/23/2023 8:31	0.0065	Longitudinal
12/24/2023 10:30	0.0074	Transverse
12/25/2023 18:45	0.0102	Longitudinal
12/26/2023 10:00	0.2619	Longitudinal
12/27/2023 15:30	0.1579	Longitudinal
12/28/2023 14:30	0.1527	Longitudinal
12/29/2023 11:45	0.1604	Longitudinal
12/30/2023 10:16	0.0071	Longitudinal
12/31/2023 10:15	0.0155	Longitudinal
1/1/2024 7:45	0.0109	Longitudinal

8955 Collins VM2 Vibration Monitor - Maximum Daily Values		
Timestamp	Peak Particle Velocity (in./sec.)	Axis (Longitudinal/Transverse/Vertical)
1/2/2024 13:15	0.0891	Longitudinal
1/3/2024 15:30	0.1133	Longitudinal
1/4/2024 14:59	0.1393	Longitudinal
1/5/2024 16:01	0.0782	Longitudinal
1/6/2024 0:31	0.0099	Longitudinal
1/7/2024 8:15	0.0068	Longitudinal
1/8/2024 12:46	0.1691	Longitudinal
1/9/2024 12:46	0.0763	Longitudinal
1/10/2024 13:30	0.0264	Longitudinal
1/11/2024 10:31	0.022	Longitudinal
1/12/2024 8:59	0.0112	Longitudinal
1/13/2024 14:59	0.0084	Longitudinal
1/14/2024 22:15	0.0068	Longitudinal
1/15/2024 10:59	0.0087	Longitudinal
1/16/2024 9:15	0.0773	Longitudinal
1/17/2024 9:45	0.058	Longitudinal
1/18/2024 11:45	0.1192	Transverse
1/19/2024 13:30	0.0515	Longitudinal
1/20/2024 7:30	0.0065	Longitudinal
1/21/2024 7:30	0.0071	Transverse
1/22/2024 13:45	0.1005	Transverse
1/23/2024 8:59	0.045	Longitudinal
1/24/2024 8:30	0.036	Longitudinal
1/25/2024 13:30	0.0369	Longitudinal
1/26/2024 14:00	0.0227	Longitudinal
1/27/2024 14:15	0.0115	Transverse
1/28/2024 11:15	0.0062	Transverse
1/29/2024 10:30	0.0729	Longitudinal
1/30/2024 11:45	0.0078	Longitudinal
1/31/2024 12:15	0.0195	Longitudinal
2/1/2024 8:45	0.0189	Longitudinal
2/2/2024 13:46	0.0227	Longitudinal
2/3/2024 15:30	0.009	Longitudinal
2/4/2024 11:30	0.0121	Longitudinal
2/5/2024 14:15	0.0289	Longitudinal
2/6/2024 10:59	0.0388	Vertical
2/7/2024 12:59	0.0078	Longitudinal
2/8/2024 10:45	0.0115	Longitudinal
2/9/2024 13:17	0.0248	Longitudinal
2/10/2024 0:15	0.0177	Longitudinal
2/11/2024 8:01	0.0227	Longitudinal
2/12/2024 11:15	0.0332	Longitudinal
2/13/2024 5:15	0.0087	Transverse

8955 Collins VM2 Vibration Monitor - Maximum Daily Values		
Timestamp	Peak Particle Velocity (in./sec.)	Axis (Longitudinal/Transverse/Vertical)
2/14/2024 11:30	0.045	Longitudinal
2/15/2024 20:45	0.1974	Longitudinal
2/16/2024 10:30	0.0717	Longitudinal
2/17/2024 8:59	0.0071	Transverse
2/18/2024 15:45	0.0087	Transverse
2/19/2024 8:59	0.058	Longitudinal
2/20/2024 16:45	0.0124	Longitudinal
2/21/2024 15:15	0.0385	Longitudinal
2/22/2024 22:59	0.0168	Vertical
2/23/2024 8:46	0.0214	Longitudinal
2/24/2024 13:15	0.0062	Transverse
2/25/2024 9:45	0.0062	Transverse
2/26/2024 9:16	0.0245	Longitudinal
2/27/2024 9:45	0.0118	Longitudinal
2/28/2024 4:41	0.018	Longitudinal
2/29/2024 13:46	0.0391	Longitudinal
3/1/2024 15:30	0.0074	Longitudinal
3/2/2024 11:15	0.014	Longitudinal
3/3/2024 8:45	0.0059	Transverse
3/4/2024 9:46	0.0118	Longitudinal
3/5/2024 4:45	0.0059	Transverse
3/6/2024 6:15	0.0093	Transverse
3/7/2024 6:30	0.0059	Transverse
3/8/2024 8:59	0.0074	Vertical
3/9/2024 0:59	0.0056	Transverse
3/10/2024 7:59	0.0056	Transverse
3/11/2024 8:31	0.0115	Longitudinal
3/12/2024 11:31	0.0227	Longitudinal
3/13/2024 11:45	0.0071	Longitudinal
3/14/2024 17:15	0.0351	Longitudinal
3/15/2024 15:00	0.0453	Longitudinal
3/16/2024 16:15	0.0068	Transverse
3/17/2024 2:30	0.0053	Transverse
3/18/2024 11:15	0.036	Longitudinal
3/19/2024 9:15	0.0161	Longitudinal
3/20/2024 9:59	0.0164	Longitudinal
3/21/2024 10:16	0.0168	Transverse
3/22/2024 7:30	0.0143	Longitudinal
3/23/2024 10:30	0.0074	Longitudinal
3/24/2024 15:15	0.0059	Transverse
3/25/2024 13:59	0.0149	Longitudinal
3/26/2024 11:15	0.0487	Longitudinal
3/27/2024 14:31	0.0385	Longitudinal

8955 Collins VM2 Vibration Monitor - Maximum Daily Values		
Timestamp	Peak Particle Velocity (in./sec.)	Axis (Longitudinal/Transverse/Vertical)
3/28/2024 15:15	0.0164	Longitudinal
3/29/2024 11:46	0.032	Longitudinal
3/30/2024 6:30	0.0056	Transverse
3/31/2024 5:00	0.0062	Transverse
4/1/2024 15:32	0.032	Vertical
4/2/2024 12:17	0.0137	Longitudinal
4/3/2024 18:47	0.0059	Longitudinal
4/4/2024 9:32	0.0317	Longitudinal
4/5/2024 7:47	0.0053	Longitudinal
4/8/2024 10:45	0.0161	Longitudinal
4/9/2024 21:00	0.0078	Longitudinal
4/10/2024 18:30	0.014	Longitudinal
4/11/2024 10:16	0.0177	Longitudinal
4/12/2024 7:31	0.0115	Longitudinal
4/13/2024 15:30	0.0065	Longitudinal
4/14/2024 17:31	0.0071	Longitudinal
4/15/2024 9:10	0.0124	Longitudinal
4/16/2024 8:45	0.0158	Longitudinal
4/17/2024 5:16	0.0071	Longitudinal
4/18/2024 14:32	0.0279	Longitudinal
4/19/2024 11:32	0.0295	Longitudinal
4/20/2024 6:47	0.0099	Longitudinal
4/21/2024 5:47	0.009	Longitudinal
4/22/2024 9:58	0.0574	Longitudinal
4/23/2024 10:31	0.0081	Longitudinal
4/24/2024 7:31	0.0096	Longitudinal
4/25/2024 10:47	0.0096	Longitudinal
4/26/2024 7:59	0.0112	Longitudinal
4/27/2024 18:45	0.0158	Vertical
4/28/2024 1:46	0.0059	Transverse
4/29/2024 1:45	0.0202	Longitudinal
4/30/2024 7:59	0.0121	Transverse
5/1/2024 21:15	0.009	Transverse
5/2/2024 9:30	0.0124	Longitudinal
5/3/2024 8:45	0.0065	Vertical
5/4/2024 23:15	0.0071	Vertical
5/5/2024 8:45	0.0127	Longitudinal
5/6/2024 23:45	0.009	Transverse
5/7/2024 9:59	0.0155	Longitudinal
5/8/2024 21:17	0.0248	Transverse
5/9/2024 10:32	0.009	Longitudinal
5/10/2024 14:17	0.054	Longitudinal
5/11/2024 2:02	0.0074	Transverse

8955 Collins VM2 Vibration Monitor - Maximum Daily Values		
Timestamp	Peak Particle Velocity (in./sec.)	Axis (Longitudinal/Transverse/Vertical)
5/13/2024 19:01	0.0059	Transverse
5/14/2024 2:31	0.0068	Longitudinal
5/15/2024 8:45	0.009	Longitudinal
5/16/2024 10:45	0.0093	Longitudinal
5/17/2024 5:30	0.0065	Longitudinal
5/18/2024 3:00	0.027	Longitudinal
5/19/2024 19:30	0.0149	Longitudinal
5/20/2024 5:30	0.0087	Longitudinal
5/21/2024 17:15	0.0127	Transverse
5/22/2024 5:59	0.0062	Longitudinal
5/23/2024 6:30	0.0065	Longitudinal
5/24/2024 13:16	0.0236	Transverse
5/25/2024 23:30	0.0152	Transverse
5/26/2024 10:15	0.0053	Transverse
5/27/2024 7:31	0.0093	Longitudinal
5/28/2024 15:45	0.0133	Longitudinal
5/29/2024 8:17	0.0143	Longitudinal
5/30/2024 4:17	0.0074	Longitudinal
5/31/2024 16:47	0.0186	Vertical
6/1/2024 5:32	0.0115	Longitudinal
6/2/2024 0:02	0.0053	Longitudinal
6/6/2024 13:59	0.0115	Longitudinal
6/7/2024 3:31	0.0428	Longitudinal
6/8/2024 6:45	0.1049	Transverse
6/9/2024 21:30	0.0164	Longitudinal
6/10/2024 9:45	0.0782	Transverse
6/11/2024 17:00	0.0195	Longitudinal
6/12/2024 14:30	0.0546	Vertical
6/13/2024 17:45	0.04	Longitudinal
6/14/2024 12:17	0.027	Longitudinal
6/15/2024 6:16	0.0202	Transverse
6/16/2024 15:59	0.0087	Longitudinal
6/17/2024 9:00	0.0149	Transverse
6/18/2024 10:45	0.0146	Longitudinal
6/19/2024 9:15	0.0493	Longitudinal
6/20/2024 13:00	0.0078	Longitudinal
6/21/2024 16:15	0.1266	Vertical
6/22/2024 0:31	0.009	Transverse
6/23/2024 2:15	0.0149	Transverse
6/24/2024 11:30	0.0202	Longitudinal
6/25/2024 12:45	0.0084	Transverse
6/26/2024 11:30	0.0568	Longitudinal
6/27/2024 11:45	0.0155	Longitudinal

8955 Collins VM2 Vibration Monitor - Maximum Daily Values		
Timestamp	Peak Particle Velocity (in./sec.)	Axis (Longitudinal/Transverse/Vertical)
6/28/2024 10:15	0.0937	Transverse
6/29/2024 15:30	0.0065	Transverse
6/30/2024 11:59	0.0227	Transverse
7/1/2024 14:45	0.0099	Transverse
7/2/2024 10:45	0.0599	Longitudinal
7/3/2024 9:00	0.1334	Longitudinal
7/4/2024 17:01	0.0375	Longitudinal
7/5/2024 11:01	0.0127	Longitudinal
7/6/2024 10:30	0.005	Transverse
7/7/2024 7:31	0.0043	Longitudinal
7/8/2024 10:31	0.0152	Longitudinal
7/9/2024 13:00	0.032	Longitudinal
7/10/2024 8:45	0.0289	Longitudinal
7/11/2024 11:00	0.0475	Longitudinal
7/12/2024 13:30	0.1431	Longitudinal
7/13/2024 9:59	0.0081	Transverse
7/14/2024 10:15	0.005	Transverse
7/15/2024 11:45	0.0577	Transverse
7/16/2024 9:31	0.036	Longitudinal
7/17/2024 18:30	0.0099	Longitudinal
7/18/2024 11:30	0.0137	Longitudinal
7/19/2024 9:16	0.0965	Transverse
7/20/2024 6:45	0.0059	Longitudinal
7/21/2024 4:15	0.0059	Longitudinal
7/22/2024 11:15	0.0633	Longitudinal
7/23/2024 11:45	0.0258	Longitudinal
7/24/2024 8:45	0.0109	Transverse
7/25/2024 8:46	0.0121	Longitudinal
7/26/2024 11:45	0.0472	Longitudinal
7/27/2024 1:30	0.0078	Longitudinal
7/28/2024 7:45	0.0043	Longitudinal
7/29/2024 8:15	0.0087	Longitudinal
7/30/2024 12:28	0.0422	Longitudinal
7/31/2024 7:45	0.0096	Longitudinal
8/1/2024 9:59	0.0081	Longitudinal
8/2/2024 11:45	0.0652	Longitudinal
8/3/2024 8:16	0.0137	Longitudinal
8/4/2024 18:30	0.0102	Transverse
8/5/2024 3:45	0.0239	Transverse
8/6/2024 15:01	0.0909	Longitudinal
8/7/2024 13:15	0.067	Longitudinal
8/8/2024 12:30	0.0673	Longitudinal
8/9/2024 9:59	0.1735	Longitudinal

8955 Collins VM2 Vibration Monitor - Maximum Daily Values		
Timestamp	Peak Particle Velocity (in./sec.)	Axis (Longitudinal/Transverse/Vertical)
8/10/2024 7:45	0.0056	Transverse
8/11/2024 11:59	0.0276	Transverse
8/12/2024 9:17	0.148	Longitudinal
8/13/2024 10:30	0.0478	Longitudinal
8/14/2024 7:30	0.0074	Longitudinal
8/15/2024 11:15	0.0987	Longitudinal
8/16/2024 10:45	0.0676	Longitudinal
8/17/2024 11:59	0.0059	Longitudinal
8/18/2024 8:15	0.0053	Transverse
8/19/2024 11:32	0.0642	Transverse
8/20/2024 15:45	0.0891	Longitudinal
8/21/2024 14:31	0.2327	Longitudinal
8/22/2024 16:57	0.3283	Longitudinal
8/23/2024 8:15	0.1778	Longitudinal
8/24/2024 17:15	0.0081	Longitudinal
8/25/2024 1:45	0.0087	Longitudinal
8/26/2024 9:19	0.8909	Transverse
8/27/2024 11:35	0.3122	Longitudinal
8/28/2024 8:50	0.3435	Vertical
8/29/2024 14:15	0.1837	Longitudinal
8/30/2024 11:59	0.1921	Longitudinal
8/31/2024 7:45	0.0121	Longitudinal
9/1/2024 3:01	0.0078	Longitudinal
9/2/2024 21:01	0.0106	Longitudinal
9/3/2024 13:15	0.1561	Longitudinal
9/4/2024 12:31	0.2337	Longitudinal
9/5/2024 11:15	0.1213	Longitudinal
9/6/2024 13:45	0.0906	Transverse
9/7/2024 7:59	0.0124	Longitudinal
9/8/2024 6:45	0.0081	Longitudinal
9/9/2024 9:41	0.4189	Longitudinal
9/10/2024 10:45	0.2827	Longitudinal
9/11/2024 12:36	0.3513	Longitudinal
9/12/2024 8:15	0.3193	Longitudinal
9/13/2024 11:55	0.5536	Longitudinal
9/14/2024 15:16	0.0109	Longitudinal
9/15/2024 14:30	0.0127	Longitudinal
9/16/2024 10:15	0.0835	Longitudinal
9/17/2024 11:00	0.0425	Longitudinal
9/18/2024 13:59	0.2278	Longitudinal
9/19/2024 8:46	0.1018	Longitudinal
9/20/2024 13:59	0.0909	Longitudinal
9/21/2024 8:16	0.005	Longitudinal

8955 Collins VM2 Vibration Monitor - Maximum Daily Values		
Timestamp	Peak Particle Velocity (in./sec.)	Axis (Longitudinal/Transverse/Vertical)
9/22/2024 3:31	0.0043	Longitudinal
9/23/2024 13:31	0.0214	Longitudinal
9/24/2024 10:45	0.2541	Longitudinal
9/25/2024 15:00	0.0534	Transverse
9/26/2024 15:00	0.1297	Longitudinal
9/27/2024 17:30	0.1471	Longitudinal
9/28/2024 5:00	0.005	Longitudinal
9/29/2024 22:30	0.0053	Longitudinal
9/30/2024 14:15	0.0788	Longitudinal
10/1/2024 14:15	0.0689	Longitudinal
10/2/2024 17:15	0.0708	Longitudinal
10/3/2024 15:30	0.2824	Longitudinal
10/4/2024 14:15	0.2216	Longitudinal
10/5/2024 9:00	0.0059	Longitudinal
10/6/2024 13:01	0.0074	Longitudinal
10/7/2024 15:15	0.0984	Longitudinal
10/8/2024 14:45	0.0984	Longitudinal
10/9/2024 17:45	0.0093	Longitudinal
10/10/2024 14:45	0.0109	Longitudinal
10/11/2024 12:45	0.0745	Longitudinal
10/12/2024 19:00	0.0059	Transverse
10/13/2024 11:45	0.0118	Longitudinal
10/14/2024 13:59	0.0056	Transverse
10/15/2024 15:45	0.0819	Longitudinal
10/16/2024 15:30	0.274	Transverse
10/17/2024 10:15	0.1216	Longitudinal
10/18/2024 15:15	0.2774	Transverse
10/19/2024 9:00	0.0068	Transverse
10/20/2024 16:30	0.0313	Transverse
10/21/2024 11:30	0.1552	Transverse
10/22/2024 13:15	0.2625	Longitudinal
10/23/2024 11:00	0.2756	Transverse
10/24/2024 16:53	0.7094	Longitudinal
10/25/2024 17:11	0.4838	Longitudinal
10/26/2024 17:15	0.1843	Longitudinal
10/27/2024 10:30	0.0118	Longitudinal
10/28/2024 17:31	0.4372	Transverse
10/29/2024 17:30	0.1468	Transverse
10/30/2024 12:02	0.6619	Transverse
10/31/2024 14:16	0.2383	Transverse
11/1/2024 16:45	0.2262	Longitudinal
11/2/2024 13:16	0.0093	Transverse
11/3/2024 8:31	0.0121	Transverse

8955 Collins VM2 Vibration Monitor - Maximum Daily Values		
Timestamp	Peak Particle Velocity (in./sec.)	Axis (Longitudinal/Transverse/Vertical)
11/4/2024 10:45	0.2538	Transverse
11/5/2024 14:30	0.2551	Transverse
11/6/2024 15:30	0.2147	Longitudinal
11/7/2024 9:04	0.2998	Transverse
11/8/2024 16:00	0.2113	Transverse
11/9/2024 8:15	0.0056	Longitudinal
11/10/2024 12:00	0.0109	Transverse
11/11/2024 10:15	0.0205	Transverse
11/12/2024 10:44	0.3482	Longitudinal
11/13/2024 7:45	0.2414	Vertical
11/14/2024 13:30	0.2185	Longitudinal
11/15/2024 8:27	0.3693	Longitudinal
11/16/2024 12:59	0.0149	Longitudinal
11/17/2024 15:30	0.0276	Transverse
11/18/2024 9:21	0.6448	Transverse
11/19/2024 9:06	0.4329	Transverse
11/20/2024 12:00	0.153	Vertical
11/21/2024 16:15	0.1372	Transverse
11/22/2024 8:15	0.1598	Transverse
11/23/2024 6:30	0.0202	Longitudinal
11/24/2024 14:15	0.0251	Transverse
11/25/2024 8:45	0.2821	Transverse
11/26/2024 17:09	0.6361	Transverse
11/27/2024 11:17	0.1989	Transverse
11/28/2024 17:32	0.009	Transverse
11/29/2024 7:32	0.0189	Transverse
11/30/2024 2:59	0.0053	Transverse
12/3/2024 17:41	0.0397	Transverse
12/4/2024 15:45	0.2796	Transverse
12/5/2024 15:30	0.507	Transverse
12/6/2024 14:28	0.5592	Transverse
12/7/2024 9:31	0.0251	Vertical
12/8/2024 10:15	0.0121	Transverse
12/9/2024 16:56	0.5406	Longitudinal
12/10/2024 9:08	0.5561	Vertical
12/11/2024 8:19	0.79	Vertical
12/12/2024 10:50	0.3807	Longitudinal
12/13/2024 10:41	0.5077	Longitudinal
12/14/2024 22:30	0.0093	Longitudinal
12/15/2024 23:15	0.0174	Transverse
12/16/2024 13:13	0.315	Longitudinal
12/17/2024 10:45	0.2951	Transverse
12/18/2024 12:15	0.288	Transverse

8955 Collins VM2 Vibration Monitor - Maximum Daily Values		
Timestamp	Peak Particle Velocity (in./sec.)	Axis (Longitudinal/Transverse/Vertical)
12/19/2024 15:36	0.3628	Transverse
12/20/2024 9:20	0.4835	Transverse
12/21/2024 10:15	0.004	Longitudinal
12/22/2024 0:15	0.0081	Transverse
12/23/2024 13:45	0.2085	Transverse
12/24/2024 18:47	0.0068	Vertical
12/25/2024 0:02	0.0062	Transverse
12/26/2024 11:47	0.1614	Transverse
12/27/2024 8:40	0.5514	Transverse
12/28/2024 21:15	0.0137	Transverse
12/29/2024 6:15	0.0115	Vertical
12/30/2024 13:37	0.5924	Transverse
12/31/2024 10:00	0.0112	Transverse
1/1/2025 10:59	0.0093	Transverse
1/2/2025 16:00	0.189	Transverse
1/3/2025 15:47	0.7683	Transverse
1/4/2025 12:59	0.049	Vertical
1/5/2025 0:15	0.0062	Transverse
1/6/2025 8:59	0.1837	Transverse
1/7/2025 14:46	0.1542	Transverse
1/8/2025 12:59	0.2312	Transverse
1/9/2025 14:32	0.319	Transverse
1/10/2025 15:29	0.4949	Transverse
1/11/2025 11:45	0.0053	Longitudinal
1/12/2025 20:59	0.0087	Transverse
1/13/2025 8:42	0.6073	Transverse
1/14/2025 10:38	7.2476	Transverse
1/15/2025 11:56	8.7386	Transverse
1/16/2025 10:45	0.8146	Longitudinal
1/17/2025 10:30	0.1443	Longitudinal
1/18/2025 1:31	0.054	Longitudinal
1/19/2025 14:30	0.0087	Longitudinal
1/20/2025 10:59	0.0112	Longitudinal
1/21/2025 9:30	0.2001	Transverse
1/22/2025 10:30	0.0891	Transverse
1/23/2025 11:45	0.113	Longitudinal
1/24/2025 14:59	0.0438	Transverse
1/25/2025 0:15	0.0056	Transverse
1/26/2025 22:45	0.0047	Longitudinal
1/27/2025 8:15	0.0962	Longitudinal
1/28/2025 12:15	0.2504	Longitudinal
1/29/2025 8:59	0.1381	Longitudinal
1/30/2025 13:15	0.0974	Longitudinal

8955 Collins VM2 Vibration Monitor - Maximum Daily Values		
Timestamp	Peak Particle Velocity (in./sec.)	Axis (Longitudinal/Transverse/Vertical)
1/31/2025 13:45	0.0897	Longitudinal
2/1/2025 10:59	0.0189	Longitudinal
2/2/2025 10:00	0.0034	Longitudinal
2/3/2025 17:30	0.0704	Longitudinal
2/4/2025 16:00	0.2641	Longitudinal
2/5/2025 15:45	0.31	Longitudinal
2/6/2025 17:42	0.7118	Longitudinal
2/7/2025 17:21	0.3845	Longitudinal
2/8/2025 18:30	0.0081	Longitudinal
2/9/2025 14:59	0.0043	Longitudinal
2/10/2025 17:38	0.5129	Longitudinal
2/11/2025 14:31	0.598	Longitudinal
2/12/2025 17:30	0.1126	Longitudinal
2/13/2025 17:25	0.6976	Longitudinal
2/14/2025 15:30	0.2591	Longitudinal
2/15/2025 3:30	0.0118	Longitudinal
2/16/2025 14:15	0.0034	Longitudinal
2/17/2025 14:01	0.0121	Longitudinal
2/18/2025 13:16	0.1061	Longitudinal
2/19/2025 11:30	0.1502	Longitudinal
2/20/2025 8:59	0.1291	Longitudinal
2/21/2025 15:41	0.3134	Longitudinal
2/22/2025 14:59	0.0093	Transverse
2/23/2025 19:31	0.0053	Longitudinal
2/24/2025 14:30	0.2442	Longitudinal
2/25/2025 17:30	0.1297	Transverse
2/26/2025 14:45	0.1247	Longitudinal
2/27/2025 16:44	0.3724	Longitudinal
2/28/2025 8:45	0.1198	Transverse
3/1/2025 8:45	0.0056	Longitudinal
3/2/2025 14:31	0.005	Longitudinal
3/3/2025 13:15	0.1378	Longitudinal
3/4/2025 13:15	0.211	Longitudinal
3/5/2025 15:15	0.1378	Vertical
3/6/2025 8:30	0.1012	Transverse
3/7/2025 8:59	0.0621	Transverse
3/8/2025 17:30	0.0149	Vertical
3/9/2025 3:01	0.0034	Transverse
3/10/2025 13:30	0.1064	Transverse
3/11/2025 8:09	0.3655	Longitudinal
3/12/2025 10:45	0.2045	Longitudinal
3/13/2025 15:00	0.1635	Transverse
3/14/2025 15:46	0.0984	Transverse

8955 Collins VM2 Vibration Monitor - Maximum Daily Values		
Timestamp	Peak Particle Velocity (in./sec.)	Axis (Longitudinal/Transverse/Vertical)
3/15/2025 3:46	0.0127	Vertical
3/16/2025 11:15	0.0195	Vertical
3/17/2025 15:17	0.0903	Longitudinal
3/18/2025 23:47	0.0071	Longitudinal
3/19/2025 8:54	0.3373	Longitudinal
3/20/2025 9:31	0.0977	Longitudinal
3/21/2025 9:18	0.409	Transverse
3/22/2025 7:59	0.0081	Transverse
3/23/2025 22:15	0.0081	Vertical
3/24/2025 9:00	0.251	Longitudinal
3/25/2025 8:15	0.1353	Longitudinal
3/26/2025 16:15	0.2017	Transverse
3/27/2025 9:26	0.3022	Longitudinal
3/28/2025 13:59	0.1579	Longitudinal
3/29/2025 10:15	0.0205	Vertical
3/30/2025 17:00	0.0149	Vertical
3/31/2025 9:30	0.1148	Longitudinal
4/1/2025 9:59	0.1077	Longitudinal
4/2/2025 14:45	0.1756	Longitudinal
4/3/2025 16:15	0.0624	Longitudinal
4/4/2025 9:01	0.1176	Longitudinal
4/5/2025 10:30	0.0037	Longitudinal
4/6/2025 13:30	0.0627	Longitudinal
4/7/2025 10:30	0.0602	Longitudinal
4/8/2025 8:30	0.063	Vertical
4/9/2025 12:45	0.2135	Vertical
4/10/2025 13:59	0.1114	Longitudinal
4/11/2025 14:15	0.0658	Longitudinal
4/12/2025 10:15	0.009	Longitudinal
4/13/2025 14:16	0.0053	Longitudinal
4/14/2025 15:30	0.067	Longitudinal
4/15/2025 8:45	0.0739	Longitudinal
4/16/2025 11:46	0.1266	Longitudinal
4/17/2025 14:45	0.0509	Longitudinal
4/18/2025 8:30	0.0633	Longitudinal
4/19/2025 11:30	0.1201	Vertical
4/20/2025 10:15	0.0053	Longitudinal
4/21/2025 13:30	0.041	Vertical
4/22/2025 15:00	0.0894	Longitudinal
4/23/2025 13:45	0.1278	Longitudinal
4/24/2025 16:15	0.0149	Longitudinal
4/25/2025 13:17	0.05	Vertical
4/26/2025 22:47	0.008	Longitudinal

8955 Collins VM2 Vibration Monitor - Maximum Daily Values		
Timestamp	Peak Particle Velocity (in./sec.)	Axis (Longitudinal/Transverse/Vertical)
4/27/2025 9:32	0.005	Longitudinal
4/28/2025 9:02	0.043	Longitudinal
5/7/2025 14:58	0.084	Longitudinal
5/8/2025 9:59	0.154	Longitudinal
5/9/2025 9:45	0.1	Longitudinal
5/10/2025 10:30	0.075	Vertical
5/11/2025 14:46	0.005	Longitudinal
5/12/2025 11:45	0.012	Longitudinal
5/13/2025 16:15	0.275	Longitudinal
5/14/2025 16:45	0.156	Longitudinal
5/15/2025 11:04	1.476	Longitudinal
5/16/2025 14:15	0.213	Longitudinal
5/17/2025 2:45	0.006	Transverse
5/18/2025 2:45	0.006	Transverse
5/19/2025 14:09	0.475	Longitudinal
5/20/2025 14:05	0.84	Longitudinal
5/21/2025 15:06	0.554	Longitudinal
5/22/2025 12:33	0.08	Transverse
5/27/2025 17:19	0.032	Transverse
5/28/2025 9:11	0.53	Vertical
5/29/2025 10:57	0.092	Longitudinal
5/30/2025 9:51	0.614	Longitudinal
5/31/2025 14:24	0.013	Longitudinal
6/1/2025 13:09	0.019	Longitudinal
6/2/2025 13:09	0.048	Transverse
6/3/2025 17:26	0.136	Transverse
6/4/2025 9:41	0.146	Transverse
6/5/2025 11:42	0.147	Transverse
6/6/2025 9:57	0.084	Transverse
6/7/2025 4:12	0.006	Longitudinal
6/8/2025 17:27	0.006	Transverse
6/9/2025 12:42	0.07	Transverse
6/10/2025 8:33	0.051	Longitudinal
6/11/2025 8:45	0.038	Transverse
6/12/2025 8:46	0.028	Transverse
6/13/2025 13:00	0.048	Longitudinal
6/14/2025 15:16	0.021	Transverse
6/15/2025 11:15	0.007	Vertical
6/16/2025 13:15	0.015	Longitudinal
6/17/2025 13:30	0.158	Longitudinal
6/18/2025 12:07	0.308	Longitudinal
6/19/2025 2:30	0.009	Longitudinal
6/20/2025 14:32	0.027	Longitudinal

8955 Collins VM2 Vibration Monitor - Maximum Daily Values		
Timestamp	Peak Particle Velocity (in./sec.)	Axis (Longitudinal/Transverse/Vertical)
6/21/2025 9:47	0.006	Transverse
6/22/2025 9:02	0.008	Transverse
6/23/2025 11:59	0.106	Longitudinal
6/24/2025 20:27	0.126	Transverse
6/25/2025 8:15	0.027	Longitudinal
6/26/2025 9:59	0.01	Longitudinal
6/27/2025 10:30	0.022	Longitudinal
6/28/2025 22:45	0.014	Transverse
6/29/2025 0:45	0.007	Transverse
6/30/2025 14:16	0.01	Transverse
7/1/2025 7:59	0.011	Longitudinal
7/2/2025 14:37	0.246	Transverse
7/3/2025 7:30	0.122	Longitudinal
7/4/2025 11:00	0.012	Transverse
7/5/2025 11:30	0.082	Transverse
7/6/2025 1:59	0.007	Longitudinal
7/7/2025 8:15	0.028	Longitudinal
7/8/2025 11:30	0.018	Longitudinal
7/9/2025 9:01	0.03	Transverse
7/10/2025 15:15	0.02	Longitudinal
7/11/2025 14:45	0.011	Transverse
7/12/2025 9:59	0.007	Transverse
7/13/2025 23:00	0.007	Longitudinal
7/14/2025 8:45	0.014	Longitudinal
7/15/2025 10:15	0.013	Longitudinal
7/16/2025 8:45	0.021	Transverse
7/17/2025 15:17	0.452	Longitudinal
7/18/2025 14:30	0.024	Longitudinal
7/19/2025 12:15	0.006	Transverse
7/20/2025 14:30	0.012	Transverse
7/21/2025 9:30	0.016	Longitudinal
7/22/2025 13:46	1.193	Transverse
7/23/2025 11:30	0.026	Longitudinal
7/24/2025 9:45	0.029	Longitudinal
7/25/2025 10:30	0.012	Transverse
7/26/2025 8:45	0.006	Transverse
7/27/2025 6:15	0.005	Longitudinal
7/28/2025 7:59	0.013	Longitudinal
7/29/2025 12:45	0.02	Transverse
7/30/2025 8:30	0.012	Vertical
7/31/2025 9:30	0.013	Longitudinal
8/1/2025 14:30	0.023	Longitudinal
8/2/2025 18:30	0.026	Transverse

8955 Collins VM2 Vibration Monitor - Maximum Daily Values		
Timestamp	Peak Particle Velocity (in./sec.)	Axis (Longitudinal/Transverse/Vertical)
8/3/2025 1:00	0.016	Longitudinal
8/4/2025 10:15	0.015	Longitudinal
8/5/2025 15:45	0.013	Vertical
8/6/2025 8:15	0.022	Transverse
8/7/2025 13:15	0.078	Longitudinal
8/8/2025 8:45	0.038	Transverse
8/9/2025 12:15	0.027	Vertical
8/10/2025 0:15	0.009	Longitudinal
8/11/2025 15:45	0.02	Transverse
8/12/2025 10:15	0.009	Longitudinal
8/13/2025 9:00	0.014	Longitudinal
8/14/2025 13:59	0.016	Longitudinal
8/15/2025 8:15	0.02	Vertical
8/16/2025 1:30	0.006	Transverse
8/17/2025 5:59	0.006	Longitudinal
8/18/2025 12:30	0.066	Longitudinal
8/19/2025 16:45	0.05	Longitudinal
8/20/2025 16:15	0.101	Longitudinal
8/21/2025 17:59	0.091	Vertical
8/22/2025 11:16	0.118	Longitudinal
8/23/2025 12:45	0.015	Vertical
8/24/2025 9:45	0.055	Longitudinal
8/25/2025 19:30	0.099	Transverse
8/26/2025 12:30	0.031	Longitudinal
8/27/2025 9:16	0.114	Longitudinal
8/28/2025 3:59	0.054	Longitudinal
8/29/2025 11:17	0.072	Longitudinal
8/30/2025 5:00	0.007	Longitudinal
8/31/2025 15:30	0.012	Transverse
9/1/2025 8:15	0.013	Transverse
9/2/2025 11:45	0.018	Longitudinal
9/3/2025 9:30	0.03	Vertical
9/4/2025 14:31	0.019	Longitudinal
9/5/2025 12:30	0.028	Longitudinal
9/6/2025 3:31	0.006	Longitudinal
9/7/2025 2:30	0.009	Transverse
9/8/2025 14:45	0.02	Longitudinal
9/9/2025 11:59	0.042	Longitudinal
9/10/2025 19:17	0.043	Longitudinal
9/11/2025 16:30	0.037	Transverse
9/12/2025 12:08	0.245	Longitudinal
9/13/2025 7:45	0.006	Longitudinal
9/14/2025 22:15	0.009	Vertical

8955 Collins VM2 Vibration Monitor - Maximum Daily Values		
Timestamp	Peak Particle Velocity (in./sec.)	Axis (Longitudinal/Transverse/Vertical)
9/15/2025 9:30	0.033	Longitudinal
9/16/2025 15:00	0.02	Longitudinal
9/17/2025 15:59	0.023	Longitudinal
9/18/2025 16:15	0.066	Transverse
9/19/2025 17:00	0.02	Transverse
9/20/2025 9:30	0.009	Vertical
9/21/2025 13:59	0.009	Vertical
9/22/2025 15:15	0.059	Longitudinal
9/23/2025 9:16	0.027	Longitudinal
9/24/2025 15:30	0.076	Longitudinal
9/25/2025 10:30	0.12	Longitudinal
9/26/2025 13:15	0.091	Longitudinal
9/27/2025 5:15	0.012	Transverse
9/28/2025 13:00	0.01	Longitudinal
9/29/2025 11:15	0.073	Transverse
9/30/2025 8:47	0.03	Longitudinal
10/1/2025 15:59	0.031	Longitudinal
10/2/2025 8:32	0.029	Longitudinal
10/3/2025 14:32	0.068	Longitudinal
10/4/2025 1:30	0.012	Transverse
10/5/2025 0:30	0.005	Longitudinal
10/6/2025 13:30	0.041	Longitudinal
10/7/2025 12:45	0.077	Longitudinal
10/8/2025 13:00	0.034	Transverse
10/9/2025 9:15	0.071	Longitudinal
10/10/2025 11:45	0.025	Vertical
10/11/2025 18:45	0.011	Transverse
10/12/2025 21:45	0.01	Vertical
10/13/2025 9:15	0.04	Vertical
10/14/2025 9:10	1.009	Longitudinal
10/15/2025 10:19	0.082	Longitudinal
10/16/2025 1:45	0.015	Longitudinal
10/17/2025 8:45	0.012	Transverse
10/18/2025 15:31	0.007	Longitudinal
10/19/2025 13:15	0.007	Longitudinal
10/20/2025 11:30	0.034	Transverse
10/21/2025 11:59	0.019	Transverse
10/22/2025 1:30	0.018	Longitudinal
10/23/2025 2:45	0.02	Transverse
10/24/2025 8:30	0.017	Longitudinal
10/25/2025 1:30	0.011	Longitudinal
10/26/2025 17:59	0.006	Transverse
10/27/2025 9:00	0.02	Longitudinal

8955 Collins VM2 Vibration Monitor - Maximum Daily Values		
Timestamp	Peak Particle Velocity (in./sec.)	Axis (Longitudinal/Transverse/Vertical)
10/28/2025 9:30	0.018	Longitudinal
10/29/2025 15:59	0.021	Longitudinal
10/30/2025 10:52	0.043	Transverse
10/31/2025 9:00	0.013	Longitudinal
11/1/2025 19:45	0.013	Longitudinal
11/2/2025 12:00	0.012	Longitudinal
11/3/2025 12:59	0.024	Longitudinal
11/4/2025 12:30	0.012	Vertical
11/5/2025 14:30	0.038	Vertical
11/6/2025 14:59	0.028	Longitudinal
11/7/2025 16:15	0.02	Transverse
11/8/2025 12:00	0.077	Longitudinal
11/9/2025 0:00	0.011	Vertical
11/10/2025 15:30	0.014	Longitudinal
11/11/2025 14:45	0.009	Transverse
11/12/2025 12:00	0.028	Transverse
11/13/2025 5:15	0.029	Longitudinal
11/14/2025 13:26	0.088	Longitudinal
11/15/2025 1:15	0.038	Longitudinal
11/16/2025 16:30	0.098	Longitudinal
11/17/2025 20:45	0.023	Longitudinal
11/18/2025 3:15	0.033	Longitudinal
11/19/2025 10:30	0.036	Longitudinal
11/20/2025 21:15	0.024	Longitudinal
11/21/2025 1:15	0.026	Longitudinal
11/22/2025 20:45	0.031	Transverse
11/23/2025 15:45	0.006	Longitudinal
11/24/2025 10:30	0.013	Longitudinal
11/25/2025 9:15	0.014	Longitudinal
11/26/2025 14:59	0.063	Vertical
11/27/2025 21:45	0.012	Longitudinal
11/28/2025 13:45	0.01	Transverse
11/29/2025 23:45	0.012	Vertical
11/30/2025 14:46	0.015	Vertical
12/1/2025 10:15	0.015	Longitudinal
12/2/2025 10:45	0.045	Longitudinal
12/3/2025 9:45	0.136	Vertical
12/4/2025 23:30	0.048	Longitudinal
12/5/2025 2:01	0.069	Longitudinal
12/6/2025 18:45	0.028	Transverse
12/7/2025 2:59	0.016	Longitudinal
12/8/2025 9:30	0.034	Transverse
12/9/2025 10:30	0.061	Vertical

8955 Collins VM2 Vibration Monitor - Maximum Daily Values		
Timestamp	Peak Particle Velocity (in./sec.)	Axis (Longitudinal/Transverse/Vertical)
12/10/2025 15:15	0.048	Longitudinal
12/11/2025 0:30	0.021	Longitudinal
12/12/2025 12:02	0.023	Transverse
12/13/2025 4:15	0.02	Longitudinal
12/14/2025 10:46	0.015	Longitudinal
12/15/2025 13:47	0.035	Longitudinal
12/16/2025 8:51	0.387	Longitudinal
12/17/2025 13:47	0.199	Vertical
12/18/2025 13:18	0.023	Longitudinal
12/19/2025 9:33	0.026	Vertical
12/20/2025 14:32	0.014	Longitudinal
12/21/2025 10:17	0.016	Longitudinal
12/22/2025 0:32	0.013	Longitudinal
12/23/2025 18:04	0.018	Longitudinal
12/24/2025 11:35	0.022	Longitudinal
12/25/2025 10:59	0.017	Longitudinal
12/26/2025 13:51	0.017	Longitudinal
12/27/2025 1:51	0.016	Longitudinal
12/28/2025 15:52	0.017	Longitudinal
12/29/2025 8:08	0.02	Longitudinal
12/30/2025 8:53	0.037	Transverse
12/31/2025 19:23	0.022	Longitudinal
1/1/2026 9:38	0.021	Longitudinal
1/2/2026 6:53	0.021	Longitudinal
1/3/2026 20:24	0.019	Longitudinal
1/4/2026 21:40	0.02	Longitudinal
1/5/2026 7:25	0.024	Longitudinal
1/6/2026 14:41	0.031	Transverse
1/7/2026 20:42	0.021	Longitudinal
1/8/2026 0:42	0.02	Longitudinal
1/9/2026 17:28	0.024	Longitudinal
1/10/2026 0:13	0.019	Longitudinal
1/11/2026 10:14	0.019	Longitudinal
1/12/2026 5:59	0.02	Longitudinal
1/13/2026 21:58	0.029	Longitudinal
1/14/2026 6:58	0.024	Longitudinal
1/15/2026 8:13	0.02	Longitudinal
1/16/2026 13:24	0.572	Longitudinal
1/17/2026 7:29	0.022	Longitudinal
1/18/2026 22:30	0.025	Longitudinal
1/19/2026 9:45	0.021	Longitudinal
1/20/2026 7:46	0.024	Longitudinal
1/21/2026 20:31	0.021	Longitudinal

8955 Collins VM2 Vibration Monitor - Maximum Daily Values		
Timestamp	Peak Particle Velocity (in./sec.)	Axis (Longitudinal/Transverse/Vertical)
1/22/2026 4:16	0.022	Longitudinal
1/23/2026 6:16	0.024	Longitudinal
1/24/2026 0:32	0.02	Longitudinal
1/25/2026 2:18	0.017	Longitudinal
1/26/2026 22:49	0.018	Longitudinal
1/27/2026 0:34	0.022	Longitudinal
1/28/2026 14:07	1.209	Longitudinal
1/29/2026 9:34	0.06	Longitudinal
1/30/2026 18:28	0.024	Longitudinal
1/31/2026 14:45	0.025	Longitudinal
2/1/2026 12:00	0.101	Transverse
2/2/2026 6:59	0.027	Longitudinal
2/3/2026 22:15	0.028	Transverse
2/4/2026 6:45	0.022	Longitudinal
2/5/2026 17:45	0.028	Longitudinal
2/6/2026 8:45	0.03	Vertical
2/7/2026 21:15	0.028	Longitudinal
2/8/2026 19:45	0.032	Longitudinal
2/9/2026 10:30	0.035	Longitudinal
2/10/2026 21:45	0.042	Longitudinal
2/11/2026 13:15	0.175	Transverse
2/12/2026 8:30	0.16	Longitudinal
2/13/2026 0:00	0.035	Longitudinal
2/14/2026 16:47	0.008	Transverse
2/15/2026 12:02	0.007	Transverse
2/16/2026 10:17	0.012	Transverse
2/17/2026 12:20	0.445	Longitudinal
2/18/2026 12:00	0.038	Longitudinal
2/19/2026 15:55	1.624	Vertical
2/20/2026 17:15	0.143	Vertical
2/21/2026 6:30	0.027	Transverse
2/22/2026 17:15	0.008	Transverse
2/23/2026 9:31	0.569	Longitudinal
2/24/2026 16:00	0.025	Longitudinal
2/25/2026 9:00	0.111	Transverse
2/26/2026 8:27	2.33	Vertical
2/27/2026 15:00	0.064	Longitudinal
2/28/2026 18:15	0.018	Vertical
3/1/2026 16:00	0.043	Vertical
3/2/2026 12:15	0.0375	Longitudinal
3/3/2026 11:45	0.1015	Longitudinal
3/4/2026 13:15	0.0124	Vertical
3/5/2026 15:30	0.027	Longitudinal

8955 Collins VM2 Vibration Monitor - Maximum Daily Values		
Timestamp	Peak Particle Velocity (in./sec.)	Axis (Longitudinal/Transverse/Vertical)
3/6/2026 12:30	0.0177	Longitudinal
3/7/2026 0:45	0.0071	Transverse
3/8/2026 23:00	0.0074	Longitudinal

8955 Collins VM3 Vibration Monitor - Maximum Daily Values		
Timestamp	Peak Particle Velocity (in./sec.)	Axis (Longitudinal/Transverse/Vertical)
4/12/2023 17:09	0.004	Transverse
4/13/2023 15:18	0.0043	Vertical
4/14/2023 7:45	0.0087	Longitudinal
4/15/2023 11:13	0.0127	Transverse
4/16/2023 4:38	0.0081	Longitudinal
4/17/2023 10:45	0.0133	Vertical
4/18/2023 5:34	0.0081	Transverse
4/19/2023 14:17	0.1192	Transverse
4/20/2023 4:39	0.0459	Transverse
4/21/2023 6:31	0.014	Transverse
4/22/2023 5:19	0.0059	Transverse
4/28/2023 10:43	0.0214	Longitudinal
4/29/2023 20:46	0.0056	Transverse
4/30/2023 4:16	0.023	Vertical
5/1/2023 10:35	0.009	Transverse
5/2/2023 12:37	0.0099	Longitudinal
5/3/2023 9:30	0.0106	Vertical
5/4/2023 8:36	0.4341	Vertical
5/5/2023 12:52	0.0723	Longitudinal
5/6/2023 3:15	0.0043	Longitudinal
5/7/2023 9:00	0.0037	Vertical
5/8/2023 10:45	0.0171	Transverse
5/9/2023 9:30	0.0366	Longitudinal
5/10/2023 14:45	0.0366	Vertical
5/11/2023 9:44	0.0822	Transverse
5/12/2023 13:15	0.0382	Longitudinal
5/13/2023 7:30	0.0047	Longitudinal
5/14/2023 0:00	0.0037	Longitudinal
5/15/2023 11:02	0.0357	Vertical
5/16/2023 15:32	0.0323	Longitudinal
5/17/2023 10:02	0.0295	Vertical
5/19/2023 14:45	0.0273	Longitudinal
5/20/2023 0:30	0.0059	Vertical
5/21/2023 2:30	0.0059	Longitudinal
5/22/2023 11:45	0.0583	Transverse
5/23/2023 11:15	0.0369	Vertical
5/24/2023 12:54	2.4235	Vertical
5/25/2023 10:45	0.0943	Vertical
5/26/2023 8:15	0.0227	Transverse
5/27/2023 3:30	0.0065	Longitudinal
5/28/2023 11:00	0.0056	Vertical
5/29/2023 20:30	0.0059	Longitudinal
5/30/2023 11:00	0.0258	Vertical

8955 Collins VM3 Vibration Monitor - Maximum Daily Values		
Timestamp	Peak Particle Velocity (in./sec.)	Axis (Longitudinal/Transverse/Vertical)
5/31/2023 12:30	0.0583	Vertical
6/1/2023 14:15	0.0335	Longitudinal
6/2/2023 14:38	0.0338	Transverse
6/3/2023 3:30	0.0053	Longitudinal
6/4/2023 13:59	0.0214	Longitudinal
6/5/2023 8:45	0.018	Longitudinal
6/6/2023 11:00	0.0195	Vertical
6/7/2023 11:30	0.0323	Longitudinal
6/8/2023 8:15	0.0441	Vertical
6/9/2023 9:00	0.0285	Transverse
6/10/2023 10:15	0.005	Longitudinal
6/11/2023 4:45	0.004	Transverse
6/12/2023 21:45	0.0124	Longitudinal
6/13/2023 11:00	0.0043	Longitudinal
6/14/2023 7:17	0.0065	Longitudinal
6/15/2023 13:45	0.0047	Vertical
6/16/2023 6:00	0.004	Longitudinal
6/17/2023 19:30	0.0152	Vertical
6/18/2023 19:15	0.0053	Longitudinal
6/19/2023 12:30	0.1992	Longitudinal
6/20/2023 19:59	0.0065	Vertical
6/21/2023 8:30	0.0106	Longitudinal
6/22/2023 15:45	0.0425	Transverse
6/23/2023 10:45	0.0264	Transverse
6/24/2023 19:02	0.005	Vertical
6/25/2023 9:47	0.0109	Longitudinal
6/26/2023 11:32	0.0583	Vertical
6/27/2023 15:17	0.0084	Longitudinal
6/28/2023 15:02	0.0428	Longitudinal
6/29/2023 7:59	0.049	Transverse
6/30/2023 9:17	0.0059	Transverse
7/3/2023 12:15	0.0127	Longitudinal
7/4/2023 7:30	0.005	Longitudinal
7/5/2023 15:15	0.0317	Longitudinal
7/6/2023 8:15	0.0298	Longitudinal
7/7/2023 13:59	0.0195	Longitudinal
7/8/2023 4:45	0.0059	Longitudinal
7/9/2023 21:15	0.0081	Longitudinal
7/10/2023 13:59	0.0149	Longitudinal
7/11/2023 13:59	0.0438	Vertical
7/12/2023 12:15	0.014	Longitudinal
7/13/2023 9:00	0.0074	Longitudinal
7/14/2023 8:57	0.0329	Longitudinal

8955 Collins VM3 Vibration Monitor - Maximum Daily Values		
Timestamp	Peak Particle Velocity (in./sec.)	Axis (Longitudinal/Transverse/Vertical)
7/15/2023 0:00	0.0084	Vertical
7/16/2023 7:59	0.0059	Longitudinal
7/17/2023 11:45	0.0223	Transverse
7/18/2023 11:15	0.0419	Longitudinal
7/19/2023 15:30	0.05	Longitudinal
7/20/2023 14:45	0.1477	Longitudinal
7/21/2023 11:45	0.0928	Transverse
7/22/2023 7:59	0.0047	Longitudinal
7/23/2023 6:45	0.004	Longitudinal
7/24/2023 14:45	0.0841	Longitudinal
7/25/2023 14:15	0.009	Transverse
7/26/2023 11:30	0.0726	Longitudinal
7/27/2023 9:15	0.0599	Longitudinal
7/28/2023 11:00	0.0658	Longitudinal
7/29/2023 13:30	0.0037	Longitudinal
7/30/2023 8:45	0.0081	Transverse
7/31/2023 9:00	0.1424	Longitudinal
8/1/2023 11:00	0.1676	Transverse
8/2/2023 9:45	0.1427	Longitudinal
8/3/2023 15:30	0.2138	Longitudinal
8/4/2023 16:00	0.0903	Vertical
8/5/2023 13:59	0.0034	Longitudinal
8/6/2023 4:30	0.0031	Longitudinal
8/7/2023 10:10	0.7472	Transverse
8/8/2023 9:01	0.3323	Vertical
8/9/2023 16:30	0.1223	Longitudinal
8/10/2023 13:18	0.3218	Vertical
8/11/2023 13:49	1.3533	Transverse
8/12/2023 1:30	0.0152	Longitudinal
8/13/2023 7:00	0.0071	Longitudinal
8/14/2023 12:30	0.1251	Longitudinal
8/15/2023 9:00	0.0602	Longitudinal
8/16/2023 15:22	0.3001	Vertical
8/17/2023 9:45	0.1651	Longitudinal
8/18/2023 12:45	0.2091	Longitudinal
8/19/2023 0:30	0.0341	Longitudinal
8/20/2023 4:45	0.0053	Longitudinal
8/21/2023 10:45	0.0202	Longitudinal
8/22/2023 9:30	0.0447	Longitudinal
8/23/2023 10:00	0.0264	Longitudinal
8/24/2023 11:30	0.0236	Longitudinal
8/25/2023 15:00	0.04	Longitudinal
8/26/2023 19:45	0.0034	Longitudinal

8955 Collins VM3 Vibration Monitor - Maximum Daily Values		
Timestamp	Peak Particle Velocity (in./sec.)	Axis (Longitudinal/Transverse/Vertical)
8/27/2023 21:15	0.0084	Longitudinal
8/28/2023 12:45	0.0856	Longitudinal
8/29/2023 14:45	0.1455	Longitudinal
8/30/2023 10:00	0.1213	Longitudinal
8/31/2023 14:45	0.086	Longitudinal
9/1/2023 16:15	0.0875	Longitudinal
9/2/2023 0:00	0.005	Transverse
9/3/2023 10:00	0.0034	Transverse
9/4/2023 4:45	0.0037	Longitudinal
9/5/2023 10:45	0.076	Longitudinal
9/6/2023 18:47	0.1043	Longitudinal
9/7/2023 14:45	0.0574	Longitudinal
9/8/2023 13:00	0.05	Longitudinal
9/9/2023 5:15	0.0034	Longitudinal
9/10/2023 15:00	0.0037	Vertical
9/11/2023 17:01	0.0844	Longitudinal
9/12/2023 11:00	0.1002	Longitudinal
9/13/2023 14:45	0.036	Transverse
9/14/2023 15:01	0.0577	Longitudinal
9/15/2023 11:30	0.0307	Longitudinal
9/16/2023 18:30	0.0062	Longitudinal
9/17/2023 8:15	0.0056	Longitudinal
9/18/2023 9:00	0.0407	Longitudinal
9/19/2023 15:00	0.0357	Longitudinal
9/20/2023 8:30	0.1009	Longitudinal
9/21/2023 10:15	0.0791	Transverse
9/22/2023 10:16	0.0745	Longitudinal
9/23/2023 19:45	0.0065	Vertical
9/24/2023 1:59	0.0031	Longitudinal
9/25/2023 13:15	0.0959	Longitudinal
9/26/2023 8:31	0.1095	Longitudinal
9/27/2023 12:00	0.0425	Longitudinal
9/28/2023 14:15	0.0534	Longitudinal
9/29/2023 10:30	0.0649	Longitudinal
9/30/2023 19:46	0.0043	Vertical
10/1/2023 9:30	0.004	Vertical
10/2/2023 10:15	0.0344	Longitudinal
10/3/2023 14:46	0.0543	Transverse
10/4/2023 13:31	0.0447	Longitudinal
10/5/2023 10:31	0.0453	Longitudinal
10/6/2023 10:45	0.0425	Longitudinal
10/7/2023 13:30	0.0106	Longitudinal
10/8/2023 19:59	0.005	Longitudinal

8955 Collins VM3 Vibration Monitor - Maximum Daily Values		
Timestamp	Peak Particle Velocity (in./sec.)	Axis (Longitudinal/Transverse/Vertical)
10/9/2023 16:45	0.0056	Longitudinal
10/10/2023 14:30	0.0785	Vertical
10/11/2023 9:15	0.0391	Longitudinal
10/12/2023 16:15	0.0608	Longitudinal
10/13/2023 9:45	0.0714	Longitudinal
10/14/2023 6:00	0.0034	Longitudinal
10/15/2023 7:59	0.0031	Transverse
10/16/2023 8:31	0.0335	Longitudinal
10/17/2023 11:45	0.0369	Longitudinal
10/18/2023 8:15	0.0397	Longitudinal
10/19/2023 16:30	0.0686	Longitudinal
10/20/2023 11:30	0.0531	Longitudinal
10/21/2023 21:16	0.0056	Longitudinal
10/22/2023 0:16	0.004	Longitudinal
10/23/2023 16:52	0.4565	Longitudinal
10/24/2023 11:30	0.2622	Vertical
10/25/2023 14:45	0.0732	Longitudinal
10/26/2023 11:45	0.0661	Longitudinal
10/27/2023 9:16	0.1344	Vertical
10/28/2023 5:15	0.0065	Vertical
10/29/2023 13:16	0.0071	Longitudinal
10/30/2023 10:30	0.1849	Vertical
10/31/2023 15:01	0.1403	Vertical
11/1/2023 16:53	0.3019	Transverse
11/2/2023 9:15	0.2346	Transverse
11/3/2023 15:00	0.2383	Transverse
11/4/2023 20:15	0.0062	Vertical
11/5/2023 22:00	0.0071	Longitudinal
11/6/2023 10:30	0.1496	Vertical
11/7/2023 15:30	0.2852	Transverse
11/8/2023 11:37	0.5222	Vertical
11/9/2023 10:04	0.4996	Longitudinal
11/10/2023 10:30	0.0093	Longitudinal
11/11/2023 16:16	0.0065	Longitudinal
11/12/2023 9:46	0.0065	Longitudinal
11/13/2023 8:39	0.7891	Longitudinal
11/14/2023 9:45	1.1668	Longitudinal
11/15/2023 8:52	0.4652	Longitudinal
11/16/2023 14:00	0.1306	Transverse
11/17/2023 8:15	0.2411	Longitudinal
11/18/2023 6:31	0.0078	Longitudinal
11/19/2023 4:45	0.0087	Longitudinal
11/20/2023 15:37	0.3683	Longitudinal

8955 Collins VM3 Vibration Monitor - Maximum Daily Values		
Timestamp	Peak Particle Velocity (in./sec.)	Axis (Longitudinal/Transverse/Vertical)
11/21/2023 10:15	0.1815	Longitudinal
11/22/2023 9:31	0.1614	Longitudinal
11/23/2023 16:15	0.0053	Longitudinal
11/24/2023 10:59	0.022	Vertical
11/25/2023 11:15	0.0071	Longitudinal
11/26/2023 4:59	0.0062	Longitudinal
11/27/2023 10:15	0.1853	Longitudinal
11/28/2023 15:45	0.1275	Longitudinal
11/29/2023 12:31	0.0782	Longitudinal
11/30/2023 11:31	0.0078	Longitudinal
12/1/2023 11:16	0.0608	Transverse
12/2/2023 8:31	0.0059	Longitudinal
12/3/2023 12:46	0.0056	Longitudinal
12/4/2023 10:16	0.0844	Longitudinal
12/5/2023 15:45	0.0115	Longitudinal
12/6/2023 12:30	0.0074	Longitudinal
12/7/2023 12:46	0.0133	Longitudinal
12/8/2023 17:15	0.1455	Longitudinal
12/9/2023 15:30	0.0071	Longitudinal
12/10/2023 7:45	0.0062	Longitudinal
12/11/2023 8:15	0.2138	Longitudinal
12/12/2023 9:15	0.2749	Longitudinal
12/13/2023 12:46	0.2271	Longitudinal
12/14/2023 13:15	0.2737	Longitudinal
12/15/2023 8:46	0.198	Longitudinal
12/16/2023 15:16	0.0099	Transverse
12/17/2023 16:15	0.0164	Transverse
12/18/2023 11:30	0.2188	Longitudinal
12/19/2023 14:45	0.2095	Longitudinal
12/20/2023 11:16	0.2181	Transverse
12/21/2023 15:30	0.2206	Longitudinal
12/22/2023 14:46	0.3261	Longitudinal
12/23/2023 2:01	0.0071	Transverse
12/24/2023 1:45	0.0078	Longitudinal
12/25/2023 9:46	0.0074	Longitudinal
12/26/2023 9:45	0.2607	Longitudinal
12/27/2023 8:45	0.2576	Longitudinal
12/28/2023 14:30	0.2501	Longitudinal
12/29/2023 8:59	0.1995	Longitudinal
12/30/2023 13:15	0.0084	Longitudinal
12/31/2023 10:16	0.0081	Longitudinal
1/1/2024 8:00	0.0112	Longitudinal
1/2/2024 13:30	0.0794	Longitudinal

8955 Collins VM3 Vibration Monitor - Maximum Daily Values		
Timestamp	Peak Particle Velocity (in./sec.)	Axis (Longitudinal/Transverse/Vertical)
1/3/2024 15:31	0.1896	Longitudinal
1/4/2024 12:46	0.2489	Longitudinal
1/5/2024 15:31	0.0869	Longitudinal
1/6/2024 5:30	0.0059	Longitudinal
1/7/2024 6:16	0.0059	Longitudinal
1/8/2024 15:45	0.0894	Longitudinal
1/9/2024 11:45	0.0797	Longitudinal
1/10/2024 13:30	0.0285	Vertical
1/11/2024 9:46	0.0766	Longitudinal
1/12/2024 11:15	0.0099	Longitudinal
1/13/2024 22:45	0.0071	Longitudinal
1/14/2024 11:15	0.0062	Longitudinal
1/15/2024 10:59	0.0304	Longitudinal
1/16/2024 9:30	0.0717	Longitudinal
1/17/2024 13:45	0.0618	Longitudinal
1/18/2024 11:45	0.0726	Longitudinal
1/19/2024 11:45	0.0338	Transverse
1/20/2024 13:30	0.0394	Longitudinal
1/21/2024 14:59	0.0074	Longitudinal
1/22/2024 13:45	0.0704	Transverse
1/23/2024 15:45	0.0425	Transverse
1/24/2024 8:15	0.0714	Vertical
1/25/2024 13:30	0.0543	Longitudinal
1/26/2024 14:00	0.0189	Transverse
1/27/2024 6:15	0.0071	Longitudinal
1/28/2024 5:30	0.0074	Longitudinal
1/29/2024 10:30	0.0496	Transverse
1/30/2024 11:45	0.009	Longitudinal
1/31/2024 16:45	0.0192	Longitudinal
2/1/2024 8:45	0.0335	Longitudinal
2/2/2024 6:41	0.0543	Longitudinal
2/3/2024 6:00	0.0078	Longitudinal
2/4/2024 5:45	0.0078	Longitudinal
2/5/2024 7:30	0.0121	Longitudinal
2/6/2024 12:15	0.0689	Vertical
2/7/2024 6:46	0.0074	Transverse
2/8/2024 10:45	0.0143	Longitudinal
2/9/2024 10:45	0.0081	Transverse
2/10/2024 6:59	0.0078	Longitudinal
2/11/2024 14:00	0.0059	Longitudinal
2/12/2024 8:15	0.0096	Longitudinal
2/13/2024 5:15	0.0372	Longitudinal
2/14/2024 14:15	0.0313	Longitudinal

8955 Collins VM3 Vibration Monitor - Maximum Daily Values		
Timestamp	Peak Particle Velocity (in./sec.)	Axis (Longitudinal/Transverse/Vertical)
2/15/2024 13:45	0.0168	Longitudinal
2/16/2024 12:00	0.013	Longitudinal
2/17/2024 10:59	0.0109	Longitudinal
2/18/2024 6:45	0.0065	Longitudinal
2/19/2024 8:59	0.0065	Longitudinal
2/20/2024 16:45	0.0115	Longitudinal
2/21/2024 9:45	0.0074	Longitudinal
2/22/2024 10:15	0.0078	Longitudinal
2/23/2024 8:45	0.0109	Transverse
2/24/2024 4:59	0.0062	Vertical
2/25/2024 5:30	0.0068	Longitudinal
2/26/2024 18:30	0.0096	Longitudinal
2/27/2024 14:00	0.0124	Transverse
2/28/2024 5:45	0.0074	Longitudinal
2/29/2024 12:45	0.1443	Longitudinal
3/1/2024 4:14	0.045	Longitudinal
3/2/2024 5:45	0.0084	Longitudinal
3/3/2024 6:01	0.0078	Longitudinal
3/4/2024 8:30	0.0106	Longitudinal
3/5/2024 5:45	0.009	Longitudinal
3/6/2024 6:15	0.0096	Longitudinal
3/7/2024 17:30	0.0071	Vertical
3/8/2024 11:30	0.0074	Longitudinal
3/9/2024 6:15	0.0062	Longitudinal
3/10/2024 5:30	0.0068	Longitudinal
3/11/2024 8:30	0.013	Longitudinal
3/12/2024 9:20	0.0413	Longitudinal
3/13/2024 16:15	0.0096	Longitudinal
3/14/2024 9:00	0.0195	Transverse
3/15/2024 11:55	0.0251	Longitudinal
3/16/2024 5:15	0.009	Longitudinal
3/17/2024 6:15	0.0081	Longitudinal
3/18/2024 8:30	0.013	Longitudinal
3/19/2024 5:59	0.0096	Longitudinal
3/20/2024 9:15	0.0143	Longitudinal
3/21/2024 5:37	0.0341	Longitudinal
3/22/2024 7:30	0.0183	Longitudinal
3/23/2024 0:31	0.0096	Vertical
3/24/2024 12:47	0.0062	Longitudinal
3/25/2024 9:01	0.0189	Longitudinal
3/26/2024 9:01	0.0149	Longitudinal
3/27/2024 10:45	0.0745	Transverse
3/28/2024 15:30	0.0307	Longitudinal

8955 Collins VM3 Vibration Monitor - Maximum Daily Values		
Timestamp	Peak Particle Velocity (in./sec.)	Axis (Longitudinal/Transverse/Vertical)
3/29/2024 4:46	0.0475	Longitudinal
3/30/2024 15:46	0.0068	Longitudinal
3/31/2024 5:00	0.0059	Longitudinal
4/1/2024 9:15	0.0391	Longitudinal
4/2/2024 13:59	0.0062	Longitudinal
4/3/2024 8:31	0.0068	Transverse
4/4/2024 9:30	0.0285	Longitudinal
4/5/2024 5:45	0.0071	Longitudinal
4/6/2024 6:16	0.0087	Longitudinal
4/7/2024 15:46	0.0093	Vertical
4/8/2024 9:00	0.0127	Longitudinal
4/9/2024 5:59	0.0078	Longitudinal
4/10/2024 5:59	0.0081	Longitudinal
4/11/2024 10:16	0.0279	Longitudinal
4/12/2024 7:31	0.0158	Longitudinal
4/13/2024 7:15	0.009	Longitudinal
4/14/2024 6:15	0.0096	Longitudinal
4/15/2024 9:15	0.0155	Longitudinal
4/16/2024 5:30	0.0099	Longitudinal
4/17/2024 11:30	0.0121	Longitudinal
4/18/2024 4:16	0.05	Transverse
4/19/2024 5:30	0.0099	Longitudinal
4/20/2024 4:15	0.009	Longitudinal
4/21/2024 5:30	0.0093	Longitudinal
4/22/2024 9:15	0.0434	Longitudinal
4/23/2024 13:01	0.0239	Longitudinal
4/24/2024 7:31	0.0121	Longitudinal
4/25/2024 10:45	0.0158	Transverse
4/26/2024 7:59	0.0096	Longitudinal
4/27/2024 5:59	0.0093	Longitudinal
4/28/2024 6:31	0.009	Longitudinal
4/29/2024 8:30	0.0102	Longitudinal
4/30/2024 4:15	0.0084	Longitudinal
5/1/2024 5:59	0.0084	Longitudinal
5/2/2024 21:15	0.0106	Transverse
5/3/2024 5:15	0.0071	Longitudinal
5/4/2024 7:00	0.009	Longitudinal
5/5/2024 8:45	0.0112	Vertical
5/6/2024 17:00	0.0177	Longitudinal
5/7/2024 9:59	0.0106	Longitudinal
5/8/2024 21:15	0.0183	Longitudinal
5/9/2024 9:45	0.0121	Longitudinal
5/10/2024 7:30	0.0106	Longitudinal

8955 Collins VM3 Vibration Monitor - Maximum Daily Values		
Timestamp	Peak Particle Velocity (in./sec.)	Axis (Longitudinal/Transverse/Vertical)
5/11/2024 5:45	0.0062	Transverse
5/12/2024 7:00	0.0093	Longitudinal
5/13/2024 5:30	0.0081	Longitudinal
5/14/2024 5:03	0.0518	Transverse
5/15/2024 15:30	0.0096	Longitudinal
5/16/2024 10:45	0.0127	Longitudinal
5/17/2024 6:15	0.0093	Longitudinal
5/18/2024 7:00	0.0093	Longitudinal
5/19/2024 6:30	0.0084	Longitudinal
5/20/2024 7:00	0.0112	Longitudinal
5/21/2024 5:15	0.0447	Longitudinal
5/22/2024 7:30	0.0084	Longitudinal
5/23/2024 11:00	0.0068	Longitudinal
5/24/2024 7:31	0.0071	Longitudinal
5/25/2024 23:15	0.0078	Vertical
5/26/2024 17:00	0.0059	Longitudinal
5/27/2024 7:30	0.0115	Longitudinal
5/28/2024 9:30	0.0081	Longitudinal
5/29/2024 7:30	0.0065	Longitudinal
5/30/2024 15:31	0.0118	Longitudinal
5/31/2024 0:45	0.0065	Longitudinal
6/1/2024 5:30	0.0102	Longitudinal
6/2/2024 4:45	0.0056	Longitudinal
6/3/2024 7:16	0.0177	Longitudinal
6/4/2024 11:30	0.0624	Longitudinal
6/5/2024 6:45	0.0109	Longitudinal
6/6/2024 13:59	0.0633	Longitudinal
6/7/2024 3:30	0.0534	Transverse
6/8/2024 6:30	0.0074	Longitudinal
6/9/2024 2:45	0.005	Vertical
6/10/2024 7:01	0.0124	Longitudinal
6/11/2024 12:46	0.0133	Transverse
6/12/2024 14:45	0.0149	Vertical
6/13/2024 17:51	0.031	Longitudinal
6/14/2024 7:45	0.0186	Longitudinal
6/15/2024 6:15	0.0195	Longitudinal
6/16/2024 10:15	0.0093	Longitudinal
6/17/2024 11:30	0.0124	Transverse
6/18/2024 16:15	0.0174	Transverse
6/19/2024 7:30	0.0096	Longitudinal
6/20/2024 13:00	0.0102	Longitudinal
6/21/2024 7:59	0.0068	Transverse
6/22/2024 7:00	0.005	Longitudinal

8955 Collins VM3 Vibration Monitor - Maximum Daily Values		
Timestamp	Peak Particle Velocity (in./sec.)	Axis (Longitudinal/Transverse/Vertical)
6/23/2024 2:16	0.0149	Longitudinal
6/24/2024 7:31	0.009	Transverse
6/25/2024 10:15	0.0062	Transverse
6/26/2024 11:30	0.0797	Transverse
6/27/2024 12:45	0.0146	Longitudinal
6/28/2024 10:15	0.0841	Vertical
6/29/2024 9:59	0.005	Longitudinal
6/30/2024 12:15	0.0074	Transverse
7/1/2024 11:30	0.0118	Longitudinal
7/2/2024 13:16	0.0099	Longitudinal
7/3/2024 9:00	0.0689	Longitudinal
7/4/2024 21:31	0.0258	Vertical
7/5/2024 12:16	0.0143	Transverse
7/6/2024 8:30	0.005	Longitudinal
7/7/2024 9:59	0.0053	Transverse
7/8/2024 10:16	0.0236	Longitudinal
7/9/2024 15:59	0.0354	Longitudinal
7/10/2024 22:45	0.09	Longitudinal
7/11/2024 15:01	0.0071	Vertical
7/12/2024 13:30	0.0605	Longitudinal
7/13/2024 0:30	0.0043	Longitudinal
7/14/2024 9:15	0.0059	Longitudinal
7/15/2024 11:59	0.0748	Longitudinal
7/16/2024 13:59	0.0478	Longitudinal
7/17/2024 7:30	0.009	Transverse
7/18/2024 8:15	0.0062	Transverse
7/19/2024 13:00	0.0794	Longitudinal
7/20/2024 9:15	0.0065	Longitudinal
7/21/2024 8:15	0.0071	Longitudinal
7/22/2024 17:39	0.1955	Transverse
7/23/2024 15:16	0.0096	Transverse
7/24/2024 14:30	0.0273	Longitudinal
7/25/2024 3:46	0.0078	Vertical
7/26/2024 11:30	0.0217	Longitudinal
7/27/2024 1:30	0.0071	Longitudinal
7/28/2024 7:15	0.0047	Longitudinal
7/29/2024 9:45	0.0152	Longitudinal
7/30/2024 12:45	0.0149	Longitudinal
7/31/2024 7:30	0.0099	Longitudinal
8/1/2024 13:59	0.0493	Longitudinal
8/2/2024 12:30	0.0127	Longitudinal
8/3/2024 17:45	0.0047	Longitudinal
8/4/2024 18:30	0.0096	Vertical

8955 Collins VM3 Vibration Monitor - Maximum Daily Values		
Timestamp	Peak Particle Velocity (in./sec.)	Axis (Longitudinal/Transverse/Vertical)
8/5/2024 12:15	0.0388	Longitudinal
8/6/2024 11:45	0.0664	Transverse
8/7/2024 12:30	0.1787	Transverse
8/8/2024 9:30	0.0863	Longitudinal
8/9/2024 10:45	0.1583	Longitudinal
8/10/2024 7:59	0.005	Longitudinal
8/11/2024 3:59	0.0062	Transverse
8/12/2024 9:15	0.1638	Transverse
8/13/2024 9:01	0.027	Longitudinal
8/14/2024 3:59	0.0068	Transverse
8/15/2024 10:45	0.1015	Longitudinal
8/16/2024 13:46	0.0434	Longitudinal
8/17/2024 9:15	0.0043	Longitudinal
8/18/2024 3:59	0.0071	Transverse
8/19/2024 16:45	0.0813	Longitudinal
8/20/2024 13:31	0.1561	Vertical
8/21/2024 12:30	0.2787	Longitudinal
8/22/2024 17:00	0.1071	Longitudinal
8/23/2024 13:15	0.0667	Longitudinal
8/24/2024 13:00	0.0059	Longitudinal
8/25/2024 3:59	0.0068	Transverse
8/26/2024 9:05	0.3795	Longitudinal
8/27/2024 12:45	0.171	Longitudinal
8/28/2024 15:59	0.1573	Longitudinal
8/29/2024 14:31	0.1735	Longitudinal
8/30/2024 12:15	0.099	Longitudinal
8/31/2024 7:15	0.0068	Longitudinal
9/1/2024 5:45	0.005	Transverse
9/2/2024 21:01	0.0059	Longitudinal
9/3/2024 8:45	0.0841	Longitudinal
9/4/2024 12:30	0.085	Longitudinal
9/5/2024 11:45	0.0524	Longitudinal
9/6/2024 8:30	0.0633	Vertical
9/7/2024 1:00	0.0053	Longitudinal
9/8/2024 4:30	0.0056	Longitudinal
9/9/2024 9:45	0.2095	Longitudinal
9/10/2024 10:45	0.139	Longitudinal
9/11/2024 12:45	0.1458	Longitudinal
9/12/2024 8:16	0.0838	Longitudinal
9/13/2024 11:55	0.3767	Longitudinal
9/14/2024 7:30	0.0056	Longitudinal
9/15/2024 14:30	0.0124	Vertical
9/16/2024 8:30	0.0946	Vertical

8955 Collins VM3 Vibration Monitor - Maximum Daily Values		
Timestamp	Peak Particle Velocity (in./sec.)	Axis (Longitudinal/Transverse/Vertical)
9/17/2024 11:00	0.2973	Longitudinal
9/18/2024 10:15	0.2051	Longitudinal
9/19/2024 9:46	0.1794	Vertical
9/20/2024 13:59	0.1915	Longitudinal
9/21/2024 9:59	0.0068	Transverse
9/22/2024 12:15	0.0183	Transverse
9/23/2024 13:59	0.1275	Vertical
9/24/2024 10:45	0.1098	Longitudinal
9/25/2024 8:31	0.0676	Transverse
9/26/2024 9:45	0.0872	Longitudinal
9/27/2024 17:30	0.1601	Transverse
9/28/2024 5:59	0.0043	Longitudinal
9/29/2024 10:45	0.005	Longitudinal
9/30/2024 16:16	0.1784	Longitudinal
10/1/2024 8:24	0.6091	Longitudinal
10/2/2024 12:15	0.0689	Longitudinal
10/3/2024 15:45	0.1986	Longitudinal
10/4/2024 14:15	0.0931	Longitudinal
10/5/2024 7:15	0.0137	Transverse
10/6/2024 10:31	0.0096	Longitudinal
10/7/2024 8:15	0.0714	Longitudinal
10/8/2024 14:45	0.0667	Longitudinal
10/9/2024 7:30	0.0068	Vertical
10/10/2024 7:59	0.0084	Longitudinal
10/11/2024 13:15	0.076	Longitudinal
10/12/2024 7:30	0.0496	Longitudinal
10/13/2024 6:15	0.0074	Longitudinal
10/14/2024 19:15	0.009	Longitudinal
10/15/2024 13:00	0.0608	Longitudinal
10/16/2024 15:30	0.0869	Longitudinal
10/17/2024 12:30	0.0819	Longitudinal
10/18/2024 9:15	0.1176	Longitudinal
10/19/2024 13:59	0.0065	Longitudinal
10/20/2024 17:15	0.005	Longitudinal
10/21/2024 15:46	0.095	Longitudinal
10/22/2024 17:15	0.1185	Longitudinal
10/23/2024 10:45	0.1117	Longitudinal
10/24/2024 16:17	0.4527	Longitudinal
10/25/2024 17:15	0.2088	Longitudinal
10/26/2024 17:15	0.0078	Vertical
10/27/2024 19:30	0.0056	Longitudinal
10/28/2024 17:45	0.2858	Longitudinal
10/29/2024 8:30	0.1055	Longitudinal

8955 Collins VM3 Vibration Monitor - Maximum Daily Values		
Timestamp	Peak Particle Velocity (in./sec.)	Axis (Longitudinal/Transverse/Vertical)
10/30/2024 13:46	0.1635	Longitudinal
10/31/2024 9:16	0.099	Longitudinal
11/1/2024 14:16	0.0996	Longitudinal
11/2/2024 1:46	0.0062	Longitudinal
11/3/2024 15:30	0.0065	Longitudinal
11/4/2024 17:30	0.1012	Longitudinal
11/5/2024 9:15	0.1254	Transverse
11/6/2024 8:45	0.0853	Longitudinal
11/7/2024 13:16	0.1955	Longitudinal
11/8/2024 9:30	0.1164	Longitudinal
11/9/2024 7:30	0.0065	Longitudinal
11/10/2024 12:00	0.0127	Transverse
11/11/2024 8:00	0.0068	Longitudinal
11/12/2024 17:15	0.1098	Longitudinal
11/13/2024 17:30	0.0655	Vertical
11/14/2024 13:30	0.0931	Longitudinal
11/15/2024 12:45	0.0745	Longitudinal
11/16/2024 7:45	0.0053	Longitudinal
11/17/2024 9:30	0.0056	Longitudinal
11/18/2024 17:18	0.3237	Vertical
11/19/2024 9:07	0.3978	Longitudinal
11/20/2024 12:30	0.1033	Transverse
11/21/2024 11:15	0.252	Longitudinal
11/22/2024 12:00	0.2011	Transverse
11/23/2024 9:45	0.0276	Longitudinal
11/24/2024 8:15	0.0084	Longitudinal
11/25/2024 8:15	0.0906	Longitudinal
11/26/2024 17:15	0.1648	Longitudinal
11/27/2024 8:31	0.0953	Transverse
11/28/2024 10:59	0.0059	Vertical
11/29/2024 10:00	0.0323	Longitudinal
11/30/2024 5:30	0.0053	Longitudinal
12/1/2024 6:30	0.0068	Longitudinal
12/2/2024 16:15	0.126	Vertical
12/3/2024 10:59	0.1412	Longitudinal
12/4/2024 9:45	0.0711	Transverse
12/5/2024 15:31	0.1204	Longitudinal
12/6/2024 14:30	0.0912	Transverse
12/7/2024 6:45	0.0447	Longitudinal
12/8/2024 6:30	0.0056	Longitudinal
12/9/2024 15:30	0.1415	Longitudinal
12/10/2024 9:16	0.1489	Longitudinal
12/11/2024 10:15	0.0776	Transverse

8955 Collins VM3 Vibration Monitor - Maximum Daily Values		
Timestamp	Peak Particle Velocity (in./sec.)	Axis (Longitudinal/Transverse/Vertical)
12/12/2024 14:51	1.0073	Vertical
12/13/2024 15:15	0.0807	Longitudinal
12/14/2024 14:59	0.0062	Transverse
12/15/2024 21:30	0.0078	Longitudinal
12/16/2024 10:15	0.1393	Longitudinal
12/17/2024 14:46	0.0549	Longitudinal
12/18/2024 9:30	0.2653	Longitudinal
12/19/2024 8:59	0.0658	Transverse
12/20/2024 9:30	0.0456	Transverse
12/21/2024 12:45	0.0242	Longitudinal
12/22/2024 10:45	0.0099	Longitudinal
12/23/2024 13:46	0.031	Transverse
12/24/2024 18:59	0.0087	Longitudinal
12/25/2024 6:30	0.0078	Transverse
12/26/2024 10:00	0.077	Longitudinal
12/27/2024 16:30	0.1309	Transverse
12/28/2024 14:46	0.005	Longitudinal
12/29/2024 13:15	0.0053	Longitudinal
12/30/2024 8:45	0.2262	Longitudinal
12/31/2024 10:15	0.0307	Longitudinal
1/1/2025 11:30	0.0115	Longitudinal
1/2/2025 16:45	0.0484	Transverse
1/3/2025 8:16	0.1325	Transverse
1/4/2025 10:59	0.0047	Longitudinal
1/5/2025 8:59	0.014	Transverse
1/6/2025 11:15	0.0853	Transverse
1/7/2025 16:59	0.0863	Transverse
1/8/2025 15:45	0.063	Vertical
1/9/2025 13:46	0.0841	Transverse
1/10/2025 15:30	0.0887	Transverse
1/11/2025 6:45	0.0071	Longitudinal
1/12/2025 20:59	0.0062	Longitudinal
1/13/2025 16:00	0.108	Transverse
1/14/2025 16:45	0.0763	Transverse
1/15/2025 10:08	9.1926	Transverse
1/16/2025 10:31	0.3053	Longitudinal
1/17/2025 11:52	1.8677	Vertical
1/18/2025 8:46	0.0509	Longitudinal
1/19/2025 16:59	0.0047	Longitudinal
1/20/2025 10:59	0.0096	Longitudinal
1/21/2025 9:15	0.0636	Longitudinal
1/22/2025 12:30	0.045	Vertical
1/23/2025 14:45	0.1632	Longitudinal

8955 Collins VM3 Vibration Monitor - Maximum Daily Values		
Timestamp	Peak Particle Velocity (in./sec.)	Axis (Longitudinal/Transverse/Vertical)
1/24/2025 9:15	0.0841	Longitudinal
1/25/2025 20:00	0.0053	Vertical
1/26/2025 22:45	0.005	Longitudinal
1/27/2025 8:15	0.1182	Longitudinal
1/28/2025 16:45	0.1725	Transverse
1/29/2025 10:45	0.1927	Longitudinal
1/30/2025 15:15	0.1964	Longitudinal
1/31/2025 12:45	0.1446	Longitudinal
2/1/2025 6:15	0.0056	Longitudinal
2/2/2025 12:00	0.0059	Longitudinal
2/3/2025 11:15	0.1769	Transverse
2/4/2025 9:54	0.3547	Longitudinal
2/5/2025 16:45	0.0974	Longitudinal
2/6/2025 11:37	0.6898	Longitudinal
2/7/2025 17:30	0.2647	Vertical
2/8/2025 18:30	0.0084	Longitudinal
2/9/2025 2:59	0.0053	Vertical
2/10/2025 13:31	0.3807	Longitudinal
2/11/2025 16:30	0.1548	Longitudinal
2/12/2025 8:15	0.2098	Longitudinal
2/13/2025 17:30	0.1834	Vertical
2/14/2025 10:30	0.0919	Transverse
2/15/2025 10:45	0.0081	Longitudinal
2/16/2025 16:45	0.0102	Longitudinal
2/17/2025 17:30	0.0059	Longitudinal
2/18/2025 12:00	0.2082	Transverse
2/19/2025 8:06	0.3237	Transverse
2/20/2025 8:31	0.1263	Longitudinal
2/21/2025 17:30	0.2548	Transverse
2/22/2025 3:30	0.0068	Vertical
2/23/2025 7:46	0.0065	Longitudinal
2/24/2025 14:59	0.2008	Longitudinal
2/25/2025 17:28	0.4847	Vertical
2/26/2025 8:45	0.0962	Transverse
2/27/2025 16:45	0.1496	Longitudinal
2/28/2025 14:15	0.2036	Transverse
3/1/2025 6:15	0.0068	Transverse
3/2/2025 12:59	0.0047	Vertical
3/3/2025 8:55	0.3451	Longitudinal
3/4/2025 10:30	0.1241	Transverse
3/5/2025 15:30	0.1167	Vertical
3/6/2025 15:30	0.1322	Vertical
3/7/2025 9:15	0.0987	Vertical

8955 Collins VM3 Vibration Monitor - Maximum Daily Values		
Timestamp	Peak Particle Velocity (in./sec.)	Axis (Longitudinal/Transverse/Vertical)
3/8/2025 11:15	0.005	Longitudinal
3/9/2025 3:01	0.0037	Longitudinal
3/10/2025 8:16	0.2166	Vertical
3/11/2025 8:16	0.139	Vertical
3/12/2025 13:59	0.1834	Longitudinal
3/13/2025 8:46	0.179	Vertical
3/14/2025 14:31	0.086	Longitudinal
3/15/2025 0:30	0.0158	Transverse
3/16/2025 10:30	0.0186	Vertical
3/17/2025 13:00	0.0977	Transverse
3/18/2025 17:15	0.014	Longitudinal
3/19/2025 9:01	0.2005	Transverse
3/20/2025 9:01	0.0357	Transverse
3/21/2025 9:30	0.2563	Vertical
3/22/2025 11:00	0.0053	Longitudinal
3/23/2025 11:45	0.0043	Longitudinal
3/24/2025 9:00	0.0807	Longitudinal
3/25/2025 10:30	0.0624	Transverse
3/26/2025 13:00	0.0735	Vertical
3/27/2025 10:15	0.0791	Vertical
3/28/2025 9:30	0.1561	Vertical
3/29/2025 4:15	0.0056	Vertical
3/30/2025 15:45	0.0106	Vertical
3/31/2025 12:15	0.099	Vertical
4/1/2025 11:45	0.0953	Vertical
4/2/2025 14:45	0.0881	Longitudinal
4/3/2025 9:45	0.1201	Longitudinal
4/4/2025 14:45	0.0611	Longitudinal
4/5/2025 6:45	0.009	Longitudinal
4/6/2025 13:30	0.0124	Vertical
4/7/2025 11:45	0.0804	Vertical
4/8/2025 10:30	0.0301	Vertical
4/9/2025 7:30	0.0475	Longitudinal
4/10/2025 14:45	0.0639	Vertical
4/11/2025 11:30	0.1021	Vertical
4/12/2025 17:00	0.0102	Vertical
4/13/2025 1:15	0.0074	Vertical
4/14/2025 14:15	0.0838	Vertical
4/15/2025 15:30	0.0754	Longitudinal
4/16/2025 8:30	0.1353	Longitudinal
4/17/2025 9:30	0.1247	Longitudinal
4/18/2025 11:59	0.1337	Longitudinal
4/19/2025 11:15	0.0124	Longitudinal

8955 Collins VM3 Vibration Monitor - Maximum Daily Values		
Timestamp	Peak Particle Velocity (in./sec.)	Axis (Longitudinal/Transverse/Vertical)
4/20/2025 7:59	0.0043	Vertical
4/21/2025 8:30	0.0574	Vertical
4/22/2025 15:08	0.2855	Longitudinal
4/23/2025 8:47	0.0732	Vertical
4/24/2025 8:30	0.0521	Longitudinal
4/25/2025 9:15	0.0599	Longitudinal
4/26/2025 14:45	0.0068	Longitudinal
4/27/2025 1:01	0.005	Longitudinal
4/28/2025 9:30	0.016	Longitudinal
4/29/2025 15:15	0.102	Longitudinal
4/30/2025 9:00	0.109	Longitudinal
5/1/2025 7:59	0.028	Transverse
5/2/2025 12:30	0.059	Vertical
5/3/2025 2:30	0.006	Vertical
5/4/2025 15:30	0.008	Vertical
5/5/2025 9:30	0.051	Vertical
5/6/2025 9:00	0.073	Transverse
5/7/2025 14:54	0.403	Vertical
5/8/2025 9:13	0.302	Longitudinal
5/9/2025 9:46	0.225	Vertical
5/10/2025 7:15	0.003	Transverse
5/11/2025 14:45	0.004	Vertical
5/12/2025 10:30	0.007	Vertical
5/13/2025 12:45	0.228	Longitudinal
5/14/2025 15:39	0.451	Longitudinal
5/15/2025 11:15	0.109	Longitudinal
5/16/2025 12:45	0.073	Transverse
5/17/2025 7:00	0.003	Longitudinal
5/18/2025 9:30	0.003	Transverse
5/19/2025 14:30	0.108	Transverse
5/20/2025 13:30	0.114	Longitudinal
5/21/2025 16:45	0.297	Longitudinal
5/22/2025 8:35	0.384	Longitudinal
5/23/2025 13:45	0.127	Transverse
5/24/2025 7:00	0.005	Transverse
5/25/2025 15:01	0.008	Longitudinal
5/26/2025 12:45	0.006	Longitudinal
5/27/2025 13:17	1.19	Longitudinal
5/28/2025 9:30	0.292	Transverse
5/29/2025 10:54	0.544	Longitudinal
5/30/2025 10:45	0.216	Vertical
5/31/2025 13:59	0.005	Vertical
6/1/2025 11:45	0.007	Vertical

8955 Collins VM3 Vibration Monitor - Maximum Daily Values		
Timestamp	Peak Particle Velocity (in./sec.)	Axis (Longitudinal/Transverse/Vertical)
6/2/2025 12:00	0.067	Vertical
6/3/2025 14:47	0.044	Transverse
6/4/2025 14:47	0.035	Longitudinal
6/5/2025 12:30	0.049	Longitudinal
6/6/2025 9:16	0.036	Longitudinal
6/7/2025 19:00	0.004	Vertical
6/8/2025 12:30	0.005	Longitudinal
6/9/2025 12:45	0.063	Transverse
6/10/2025 11:30	0.059	Vertical
6/11/2025 8:45	0.032	Transverse
6/12/2025 10:45	0.021	Vertical
6/13/2025 10:45	0.031	Vertical
6/14/2025 2:16	0.003	Longitudinal
6/15/2025 2:15	0.004	Transverse
6/16/2025 17:00	0.031	Vertical
6/17/2025 13:45	0.013	Vertical
6/18/2025 12:03	0.083	Longitudinal
6/19/2025 2:15	0.005	Longitudinal
6/20/2025 15:15	0.018	Vertical
6/21/2025 21:59	0.005	Transverse
6/22/2025 13:00	0.006	Transverse
6/23/2025 11:59	0.01	Longitudinal
6/24/2025 15:01	0.027	Longitudinal
6/25/2025 11:30	0.019	Vertical
6/26/2025 14:15	0.024	Vertical
6/27/2025 11:30	0.028	Longitudinal
6/28/2025 22:15	0.004	Vertical
6/29/2025 5:15	0.003	Transverse
6/30/2025 11:15	0.02	Vertical
7/1/2025 10:30	0.01	Vertical
7/2/2025 13:45	0.025	Longitudinal
7/3/2025 6:30	0.216	Longitudinal
7/4/2025 11:00	0.031	Longitudinal
7/5/2025 12:45	0.01	Vertical
7/6/2025 11:00	0.048	Transverse
7/7/2025 15:00	0.02	Vertical
7/8/2025 9:15	0.012	Longitudinal
7/9/2025 18:45	0.122	Longitudinal
7/10/2025 9:30	0.017	Transverse
7/11/2025 13:15	0.015	Vertical
7/12/2025 5:30	0.005	Vertical
7/13/2025 13:30	0.005	Vertical
7/14/2025 14:31	0.023	Vertical

8955 Collins VM3 Vibration Monitor - Maximum Daily Values		
Timestamp	Peak Particle Velocity (in./sec.)	Axis (Longitudinal/Transverse/Vertical)
7/15/2025 11:59	0.018	Vertical
7/16/2025 9:15	0.048	Transverse
7/17/2025 8:46	0.02	Longitudinal
7/18/2025 12:30	0.028	Vertical
7/19/2025 4:45	0.004	Vertical
7/20/2025 12:45	0.003	Transverse
7/21/2025 14:31	0.022	Transverse
7/22/2025 13:45	0.009	Vertical
7/23/2025 8:31	0.038	Vertical
7/24/2025 15:30	0.039	Longitudinal
7/25/2025 9:59	0.013	Transverse
7/26/2025 21:59	0.005	Transverse
7/27/2025 7:15	0.007	Longitudinal
7/28/2025 9:16	0.01	Longitudinal
7/29/2025 7:59	0.017	Vertical
7/30/2025 11:00	0.02	Longitudinal
7/31/2025 9:45	0.016	Transverse
8/1/2025 14:39	0.091	Longitudinal
8/2/2025 5:00	0.003	Transverse
8/3/2025 5:30	0.003	Longitudinal
8/4/2025 9:59	0.012	Transverse
8/5/2025 10:15	0.012	Transverse
8/6/2025 8:16	0.014	Transverse
8/7/2025 13:15	0.128	Longitudinal
8/8/2025 14:15	0.015	Longitudinal
8/9/2025 4:30	0.02	Longitudinal
8/10/2025 15:31	0.011	Longitudinal
8/11/2025 7:15	0.044	Vertical
8/12/2025 10:15	0.02	Transverse
8/13/2025 9:31	0.02	Longitudinal
8/14/2025 11:59	0.066	Vertical
8/15/2025 10:17	0.017	Vertical
8/16/2025 6:32	0.005	Vertical
8/17/2025 7:32	0.005	Transverse
8/18/2025 12:17	0.272	Longitudinal
8/19/2025 9:15	0.046	Vertical
8/20/2025 11:15	0.029	Vertical
8/21/2025 17:59	0.022	Vertical
8/22/2025 15:46	0.042	Vertical
8/23/2025 12:45	0.011	Transverse
8/24/2025 0:15	0.01	Transverse
8/25/2025 9:30	0.02	Vertical
8/26/2025 8:46	0.025	Longitudinal

8955 Collins VM3 Vibration Monitor - Maximum Daily Values		
Timestamp	Peak Particle Velocity (in./sec.)	Axis (Longitudinal/Transverse/Vertical)
8/27/2025 9:16	0.026	Longitudinal
8/28/2025 5:45	0.026	Vertical
8/29/2025 7:59	0.024	Vertical
8/30/2025 9:00	0.006	Longitudinal
8/31/2025 15:31	0.01	longitudinal
9/1/2025 13:15	0.01	Vertical
9/2/2025 7:59	0.023	Longitudinal
9/3/2025 9:31	0.043	Vertical
9/4/2025 8:16	0.02	Longitudinal
9/5/2025 13:13	0.253	Longitudinal
9/6/2025 21:00	0.007	Vertical
9/7/2025 12:45	0.007	Vertical
9/8/2025 10:30	0.027	Vertical
9/9/2025 12:15	0.021	Vertical
9/10/2025 9:15	0.02	Vertical
9/11/2025 9:45	0.013	Longitudinal
9/12/2025 16:45	0.018	Vertical
9/13/2025 15:15	0.008	Longitudinal
9/14/2025 23:00	0.006	Vertical
9/15/2025 11:59	0.037	Longitudinal
9/16/2025 12:15	0.038	Longitudinal
9/17/2025 16:45	0.018	Vertical
9/18/2025 16:30	0.03	Vertical
9/19/2025 12:45	0.023	Longitudinal
9/20/2025 3:16	0.009	Vertical
9/21/2025 15:45	0.007	Longitudinal
9/22/2025 16:15	0.02	Vertical
9/23/2025 17:46	0.046	Transverse
9/24/2025 15:59	0.032	Vertical
9/25/2025 17:15	0.035	Longitudinal
9/26/2025 13:30	0.041	Transverse
9/27/2025 17:00	0.01	Vertical
9/28/2025 8:30	0.012	Longitudinal
9/29/2025 11:15	0.06	Vertical
9/30/2025 14:30	0.036	Transverse
10/1/2025 9:15	0.016	Transverse
10/2/2025 14:16	0.04	Longitudinal
10/3/2025 13:12	0.258	Longitudinal
10/4/2025 1:30	0.028	Vertical
10/5/2025 18:45	0.024	Longitudinal
10/6/2025 11:45	0.055	Longitudinal
10/7/2025 12:45	0.02	Vertical
10/8/2025 13:31	0.022	Longitudinal

8955 Collins VM3 Vibration Monitor - Maximum Daily Values		
Timestamp	Peak Particle Velocity (in./sec.)	Axis (Longitudinal/Transverse/Vertical)
10/9/2025 8:31	0.035	Transverse
10/10/2025 3:45	0.036	Vertical
10/11/2025 13:59	0.011	Vertical
10/12/2025 13:45	0.008	Vertical
10/13/2025 13:15	0.011	Longitudinal
10/14/2025 9:59	0.021	Longitudinal
10/15/2025 9:00	0.035	Transverse
10/16/2025 14:15	0.025	Vertical
10/17/2025 9:45	0.012	Longitudinal
10/18/2025 17:15	0.005	Transverse
10/19/2025 2:15	0.004	Longitudinal
10/20/2025 13:30	0.033	Longitudinal
10/21/2025 14:46	0.022	Longitudinal
10/22/2025 9:59	0.038	Longitudinal
10/23/2025 10:46	0.034	Longitudinal
10/24/2025 10:30	0.027	Longitudinal
10/25/2025 10:15	0.021	Vertical
10/26/2025 12:30	0.021	Vertical
10/27/2025 15:00	0.024	Vertical
10/28/2025 9:59	0.017	Longitudinal
10/29/2025 11:15	0.023	Vertical
10/30/2025 12:45	0.021	Longitudinal
10/31/2025 14:46	0.034	Longitudinal
11/1/2025 13:00	0.005	Vertical
11/2/2025 23:15	0.015	Vertical
11/3/2025 13:24	0.138	Longitudinal
11/4/2025 13:30	0.026	Vertical
11/5/2025 11:46	0.052	Longitudinal
11/6/2025 13:45	0.036	Vertical
11/7/2025 11:15	0.083	Vertical
11/8/2025 19:30	0.013	Longitudinal
11/9/2025 3:15	0.011	Vertical
11/10/2025 10:30	0.015	Longitudinal
11/11/2025 15:31	0.012	Vertical
11/12/2025 9:15	0.082	Longitudinal
11/13/2025 13:46	0.017	Longitudinal
11/14/2025 12:00	0.012	Longitudinal
11/15/2025 18:00	0.009	Vertical
11/16/2025 11:30	0.01	Longitudinal
11/17/2025 9:45	0.02	Longitudinal
11/18/2025 13:15	0.023	Longitudinal
11/19/2025 9:15	0.04	Vertical
11/20/2025 14:45	0.017	Longitudinal

8955 Collins VM3 Vibration Monitor - Maximum Daily Values		
Timestamp	Peak Particle Velocity (in./sec.)	Axis (Longitudinal/Transverse/Vertical)
11/21/2025 15:45	0.017	Vertical
11/22/2025 0:15	0.008	Transverse
11/23/2025 8:15	0.008	Longitudinal
11/24/2025 16:31	0.022	Longitudinal
11/25/2025 16:45	0.018	Vertical
11/26/2025 10:16	0.051	Longitudinal
11/27/2025 14:15	0.024	Longitudinal
11/28/2025 22:16	0.015	Vertical
11/29/2025 0:00	0.018	Vertical
11/30/2025 2:45	0.021	Vertical
12/1/2025 10:45	0.128	Longitudinal
12/2/2025 14:30	0.026	Longitudinal
12/3/2025 14:19	0.123	Longitudinal
12/4/2025 15:30	0.059	Vertical
12/5/2025 2:00	0.017	Longitudinal
12/6/2025 12:30	0.013	Longitudinal
12/7/2025 10:59	0.013	Longitudinal
12/8/2025 8:59	0.038	Vertical
12/9/2025 10:00	0.016	Longitudinal
12/10/2025 10:30	0.211	Longitudinal
12/11/2025 10:00	0.014	Vertical
12/12/2025 10:15	0.015	Vertical
12/13/2025 10:30	0.012	Longitudinal
12/14/2025 12:45	0.014	Longitudinal
12/15/2025 8:45	0.014	Longitudinal
12/16/2025 11:47	0.076	Longitudinal
12/17/2025 10:00	0.038	Longitudinal
12/18/2025 9:30	0.051	Longitudinal
12/19/2025 11:30	0.018	Longitudinal
12/20/2025 17:16	0.026	Longitudinal
12/21/2025 10:30	0.013	Longitudinal
12/22/2025 8:01	0.022	Vertical
12/23/2025 12:30	0.041	Longitudinal
12/24/2025 16:59	0.022	Longitudinal
12/25/2025 17:15	0.107	Longitudinal
12/26/2025 16:30	0.03	Vertical
12/27/2025 17:16	0.049	Longitudinal
12/28/2025 13:45	0.058	Vertical
12/29/2025 8:30	0.036	Longitudinal
12/30/2025 15:15	0.031	Vertical
12/31/2025 7:45	0.146	Longitudinal
1/1/2026 8:59	0.025	Longitudinal
1/2/2026 10:30	0.033	Longitudinal

8955 Collins VM3 Vibration Monitor - Maximum Daily Values		
Timestamp	Peak Particle Velocity (in./sec.)	Axis (Longitudinal/Transverse/Vertical)
1/3/2026 18:01	0.011	Longitudinal
1/4/2026 12:15	0.011	Longitudinal
1/5/2026 12:00	0.034	Longitudinal
1/6/2026 14:54	0.171	Longitudinal
1/7/2026 8:46	0.035	Longitudinal
1/8/2026 8:30	0.023	Vertical
1/9/2026 10:01	0.021	Longitudinal
1/10/2026 14:15	0.043	Vertical
1/11/2026 9:15	0.016	Longitudinal
1/12/2026 10:15	0.044	Longitudinal
1/13/2026 12:01	0.06	Longitudinal
1/14/2026 11:30	0.039	Longitudinal
1/15/2026 9:15	0.089	Longitudinal
1/16/2026 15:30	0.132	Vertical
1/17/2026 9:30	0.02	Longitudinal
1/18/2026 12:59	0.016	Longitudinal
1/19/2026 10:45	0.01	Longitudinal
1/20/2026 12:31	0.044	Longitudinal
1/21/2026 8:30	0.059	Longitudinal
1/22/2026 8:46	0.024	Vertical
1/23/2026 15:15	0.018	Longitudinal
1/24/2026 16:59	0.017	Longitudinal
1/25/2026 12:00	0.013	Longitudinal
1/26/2026 16:31	0.031	Transverse
1/27/2026 12:01	0.045	Transverse
1/28/2026 9:46	0.04	Longitudinal
1/29/2026 12:31	0.036	Vertical
1/30/2026 12:57	0.33	Vertical
1/31/2026 14:45	0.008	Longitudinal
2/1/2026 12:59	0.009	Longitudinal
2/2/2026 8:30	0.031	Longitudinal
2/3/2026 23:45	0.016	Longitudinal
2/4/2026 15:00	0.061	Longitudinal
2/5/2026 13:00	0.018	Longitudinal
2/6/2026 10:00	0.023	Longitudinal
2/7/2026 11:15	0.013	Longitudinal
2/8/2026 9:45	0.058	Longitudinal
2/9/2026 12:15	0.041	Longitudinal
2/10/2026 17:00	0.029	Longitudinal
2/11/2026 9:15	0.023	Longitudinal
2/12/2026 11:32	0.03	Longitudinal
2/13/2026 13:45	0.036	Vertical
2/14/2026 15:00	0.017	Longitudinal

8955 Collins VM3 Vibration Monitor - Maximum Daily Values		
Timestamp	Peak Particle Velocity (in./sec.)	Axis (Longitudinal/Transverse/Vertical)
2/15/2026 16:16	0.037	Transverse
2/16/2026 13:02	0.013	Longitudinal
2/17/2026 11:21	0.18	Vertical
2/18/2026 9:15	0.107	Longitudinal
2/19/2026 12:45	0.035	Vertical
2/20/2026 10:45	0.051	Vertical
2/21/2026 21:16	0.076	Longitudinal
2/22/2026 9:30	0.018	Longitudinal
2/23/2026 11:00	0.045	Vertical
2/24/2026 8:15	0.026	Vertical
2/25/2026 15:15	0.028	Transverse
2/26/2026 9:30	0.066	Vertical
2/27/2026 10:15	0.072	Vertical
2/28/2026 3:45	0.015	Transverse
3/1/2026 13:45	0.016	Longitudinal
3/2/2026 21:45	0.0273	Transverse
3/3/2026 13:00	0.0276	Longitudinal
3/4/2026 16:45	0.1378	Vertical
3/5/2026 16:45	0.0909	Longitudinal
3/6/2026 15:45	0.0292	Longitudinal
3/7/2026 0:00	0.0605	Longitudinal
3/8/2026 9:30	0.0152	Vertical

8955 Collins VM4 Vibration Monitor - Maximum Daily Values		
Timestamp	Peak Particle Velocity (in./sec.)	Axis (Longitudinal/Transverse/Vertical)
4/12/2023 16:30	0.0062	Vertical
4/13/2023 5:01	0.0078	Vertical
4/14/2023 5:45	0.0053	Vertical
4/15/2023 11:46	0.0043	Longitudinal
4/16/2023 4:47	0.0205	Longitudinal
4/17/2023 0:02	0.0208	Vertical
4/18/2023 17:17	0.0133	Longitudinal
4/19/2023 14:32	0.0369	Longitudinal
4/20/2023 4:47	0.0515	Longitudinal
4/21/2023 6:30	0.0276	Vertical
4/22/2023 1:00	0.0047	Vertical
4/23/2023 8:45	0.0056	Vertical
4/24/2023 6:30	0.0279	Longitudinal
4/25/2023 4:45	0.0413	Transverse
4/26/2023 11:22	0.0258	Transverse
4/27/2023 10:00	0.0261	Longitudinal
4/28/2023 14:45	0.085	Longitudinal
4/29/2023 6:45	0.0068	Longitudinal
4/30/2023 5:15	0.018	Vertical
5/1/2023 0:30	0.0245	Vertical
5/2/2023 12:32	0.0177	Transverse
5/3/2023 5:30	0.0214	Vertical
5/4/2023 8:45	0.1908	Longitudinal
5/5/2023 13:00	0.1399	Longitudinal
5/6/2023 11:15	0.0059	Longitudinal
5/7/2023 15:15	0.0245	Vertical
5/8/2023 8:30	0.0332	Vertical
5/9/2023 9:15	0.0236	Vertical
5/10/2023 11:45	0.0543	Vertical
5/11/2023 9:38	0.0915	Longitudinal
5/12/2023 14:45	0.0289	Vertical
5/13/2023 7:30	0.0053	Longitudinal
5/14/2023 19:15	0.005	Longitudinal
5/15/2023 10:30	0.0375	Vertical
5/16/2023 15:30	0.1052	Vertical
5/17/2023 9:00	0.1514	Vertical
5/18/2023 8:45	0.1669	Vertical
5/19/2023 7:59	0.0779	Vertical
5/20/2023 6:00	0.0043	Longitudinal
5/21/2023 8:30	0.005	Longitudinal
5/22/2023 11:15	0.0794	Transverse
5/23/2023 8:30	0.0344	Vertical
5/24/2023 11:15	0.2846	Longitudinal

8955 Collins VM4 Vibration Monitor - Maximum Daily Values		
Timestamp	Peak Particle Velocity (in./sec.)	Axis (Longitudinal/Transverse/Vertical)
5/25/2023 8:30	0.0469	Vertical
5/26/2023 12:00	0.036	Transverse
5/27/2023 3:30	0.0047	Longitudinal
5/28/2023 11:00	0.0047	Longitudinal
5/29/2023 23:32	0.005	Longitudinal
5/30/2023 21:17	0.0354	Vertical
5/31/2023 8:47	0.0407	Vertical
6/1/2023 9:02	0.0351	Vertical
6/2/2023 15:23	0.0447	Longitudinal
6/3/2023 6:15	0.0065	Longitudinal
6/4/2023 5:15	0.0071	Vertical
6/5/2023 13:31	0.0217	Vertical
6/6/2023 8:45	0.0164	Longitudinal
6/7/2023 8:30	0.009	Longitudinal
6/8/2023 10:00	0.0183	Vertical
6/9/2023 7:59	0.0106	Vertical
6/10/2023 13:30	0.018	Vertical
6/11/2023 4:15	0.0062	Longitudinal
6/12/2023 21:45	0.0465	Vertical
6/13/2023 6:15	0.0062	Longitudinal
6/14/2023 7:17	0.0261	Longitudinal
6/15/2023 13:15	0.0245	Longitudinal
6/16/2023 13:00	0.0096	Vertical
6/17/2023 13:45	0.058	Vertical
6/18/2023 7:00	0.005	Longitudinal
6/19/2023 12:37	0.1043	Vertical
6/20/2023 22:45	0.0155	Vertical
6/21/2023 7:45	0.0341	Longitudinal
6/22/2023 1:45	0.0068	Vertical
6/23/2023 14:45	0.0739	Vertical
6/24/2023 19:01	0.0158	Vertical
6/25/2023 9:45	0.0227	Longitudinal
6/26/2023 8:30	0.0413	Transverse
6/27/2023 14:45	0.0546	Longitudinal
6/28/2023 9:45	0.0943	Vertical
6/29/2023 8:30	0.1579	Transverse
6/30/2023 17:31	0.0078	Vertical
7/1/2023 10:15	0.0056	Longitudinal
7/2/2023 9:00	0.009	Longitudinal
7/3/2023 11:58	0.1753	Vertical
7/4/2023 8:45	0.0065	Longitudinal
7/5/2023 9:16	0.0394	Vertical
7/6/2023 11:00	0.0068	Transverse

8955 Collins VM4 Vibration Monitor - Maximum Daily Values		
Timestamp	Peak Particle Velocity (in./sec.)	Axis (Longitudinal/Transverse/Vertical)
7/7/2023 18:45	0.0121	Vertical
7/8/2023 7:15	0.0065	Longitudinal
7/9/2023 19:46	0.0059	Longitudinal
7/10/2023 11:00	0.0047	Longitudinal
7/11/2023 13:59	0.0056	Longitudinal
7/12/2023 15:15	0.005	Longitudinal
7/13/2023 9:45	0.022	Vertical
7/14/2023 15:30	0.0152	Transverse
7/15/2023 12:15	0.0087	Vertical
7/16/2023 14:15	0.0068	Longitudinal
7/17/2023 11:45	0.014	Vertical
7/18/2023 11:45	0.0524	Vertical
7/19/2023 18:42	0.076	Vertical
7/20/2023 12:15	0.0968	Longitudinal
7/21/2023 11:44	0.4037	Vertical
7/22/2023 23:30	0.004	Vertical
7/23/2023 9:45	0.0034	Transverse
7/24/2023 12:45	0.2368	Transverse
7/25/2023 14:30	0.0127	Vertical
7/26/2023 10:15	0.1449	Vertical
7/27/2023 9:00	0.1601	Transverse
7/28/2023 11:10	0.4254	Longitudinal
7/29/2023 0:45	0.0062	Transverse
7/30/2023 8:45	0.0205	Vertical
7/31/2023 16:16	0.3919	Transverse
8/1/2023 10:47	0.2603	Longitudinal
8/2/2023 9:45	0.1123	Longitudinal
8/3/2023 12:33	0.0624	Longitudinal
8/4/2023 9:15	0.0559	Vertical
8/5/2023 13:45	0.0037	Longitudinal
8/6/2023 3:15	0.0037	Longitudinal
8/7/2023 13:45	0.0891	Longitudinal
8/8/2023 9:00	0.0754	Longitudinal
8/9/2023 14:30	0.0385	Longitudinal
8/10/2023 13:30	0.0571	Longitudinal
8/11/2023 9:30	0.032	Longitudinal
8/12/2023 14:15	0.0059	Longitudinal
8/13/2023 5:45	0.0037	Longitudinal
8/14/2023 16:45	0.0214	Longitudinal
8/15/2023 11:15	0.036	Longitudinal
8/16/2023 13:30	0.0251	Vertical
8/17/2023 9:45	0.0261	Longitudinal
8/18/2023 11:00	0.0388	Longitudinal

8955 Collins VM4 Vibration Monitor - Maximum Daily Values		
Timestamp	Peak Particle Velocity (in./sec.)	Axis (Longitudinal/Transverse/Vertical)
8/19/2023 17:00	0.0096	Transverse
8/20/2023 11:30	0.0047	Longitudinal
8/21/2023 11:00	0.0211	Longitudinal
8/22/2023 9:30	0.023	Longitudinal
8/23/2023 10:01	0.0227	Longitudinal
8/24/2023 17:36	0.027	Transverse
8/25/2023 14:45	0.0307	Longitudinal
8/26/2023 6:30	0.0028	Transverse
8/27/2023 21:00	0.0118	Vertical
8/28/2023 10:45	0.0413	Longitudinal
8/29/2023 17:00	0.0711	Longitudinal
8/30/2023 12:15	0.0462	Longitudinal
8/31/2023 14:45	0.0351	Longitudinal
9/1/2023 15:30	0.0642	Longitudinal
9/2/2023 0:00	0.0059	Vertical
9/3/2023 1:45	0.0053	Vertical
9/4/2023 9:45	0.0071	Transverse
9/5/2023 10:15	0.0332	Longitudinal
9/6/2023 9:46	0.0096	Longitudinal
9/7/2023 16:01	0.0267	Longitudinal
9/8/2023 18:45	0.0614	Vertical
9/9/2023 7:59	0.0071	Longitudinal
9/10/2023 5:01	0.0043	Longitudinal
9/11/2023 15:15	0.0462	Longitudinal
9/12/2023 9:15	0.0329	Longitudinal
9/13/2023 15:00	0.0258	Longitudinal
9/14/2023 9:30	0.0447	Longitudinal
9/15/2023 12:46	0.0475	Longitudinal
9/16/2023 5:45	0.004	Transverse
9/17/2023 4:00	0.0047	Vertical
9/18/2023 13:15	0.0425	Longitudinal
9/19/2023 8:15	0.0251	Longitudinal
9/20/2023 16:30	0.0292	Longitudinal
9/21/2023 16:08	0.0236	Longitudinal
9/22/2023 8:31	0.0242	Longitudinal
9/23/2023 4:45	0.0043	Vertical
9/24/2023 7:00	0.0043	Longitudinal
9/25/2023 14:30	0.0217	Longitudinal
9/26/2023 15:15	0.0472	Longitudinal
9/27/2023 8:30	0.0652	Vertical
9/28/2023 9:46	0.0496	Longitudinal
9/29/2023 15:45	0.1086	Longitudinal
9/30/2023 19:59	0.0053	Vertical

8955 Collins VM4 Vibration Monitor - Maximum Daily Values		
Timestamp	Peak Particle Velocity (in./sec.)	Axis (Longitudinal/Transverse/Vertical)
10/1/2023 17:46	0.0062	Vertical
10/2/2023 8:45	0.0872	Longitudinal
10/3/2023 12:30	0.2389	Longitudinal
10/4/2023 8:46	0.0267	Longitudinal
10/5/2023 8:30	0.0236	Vertical
10/6/2023 15:16	0.0292	Longitudinal
10/7/2023 13:31	0.005	Longitudinal
10/8/2023 10:15	0.0034	Longitudinal
10/9/2023 7:30	0.0068	Transverse
10/10/2023 11:45	0.0807	Longitudinal
10/11/2023 9:15	0.1735	Vertical
10/12/2023 16:16	0.1102	Longitudinal
10/13/2023 13:30	0.0307	Longitudinal
10/14/2023 9:45	0.0047	Transverse
10/15/2023 3:46	0.0043	Longitudinal
10/16/2023 11:00	0.0726	Longitudinal
10/17/2023 15:00	0.1024	Vertical
10/18/2023 11:45	0.0925	Vertical
10/19/2023 14:45	0.0909	Vertical
10/20/2023 13:59	0.3122	Vertical
10/21/2023 5:30	0.0074	Vertical
10/22/2023 5:15	0.0037	Longitudinal
10/23/2023 10:16	0.1598	Longitudinal
10/24/2023 10:45	0.1123	Longitudinal
10/25/2023 14:45	0.0267	Longitudinal
10/26/2023 11:59	0.031	Longitudinal
10/27/2023 9:59	0.1626	Longitudinal
10/28/2023 0:46	0.0037	Longitudinal
10/29/2023 15:45	0.0037	Longitudinal
10/30/2023 16:21	0.4261	Longitudinal
10/31/2023 14:52	0.4257	Vertical
11/1/2023 16:15	1.0895	Vertical
11/2/2023 9:04	0.7727	Transverse
11/3/2023 14:48	1.33	Longitudinal
11/4/2023 14:30	0.004	Longitudinal
11/5/2023 17:15	0.0065	Vertical
11/6/2023 8:42	0.944	Longitudinal
11/7/2023 9:31	0.1502	Longitudinal
11/8/2023 12:45	0.121	Longitudinal
11/9/2023 14:15	0.0624	Longitudinal
11/10/2023 10:30	0.0174	Longitudinal
11/11/2023 14:45	0.0102	Longitudinal
11/12/2023 15:45	0.0056	Transverse

8955 Collins VM4 Vibration Monitor - Maximum Daily Values		
Timestamp	Peak Particle Velocity (in./sec.)	Axis (Longitudinal/Transverse/Vertical)
11/13/2023 14:46	0.0956	Longitudinal
11/14/2023 12:46	0.1061	Longitudinal
11/15/2023 10:59	0.1784	Longitudinal
11/16/2023 10:45	0.1524	Longitudinal
11/17/2023 13:45	0.1114	Longitudinal
11/18/2023 19:45	0.0087	Longitudinal
11/19/2023 16:30	0.004	Longitudinal
11/20/2023 15:15	0.251	Longitudinal
11/21/2023 9:37	0.3004	Longitudinal
11/22/2023 10:15	0.1046	Longitudinal
11/23/2023 1:30	0.0043	Longitudinal
11/24/2023 8:30	0.0071	Longitudinal
11/25/2023 10:15	0.0053	Longitudinal
11/26/2023 8:59	0.0047	Longitudinal
11/27/2023 9:31	0.1455	Longitudinal
11/28/2023 14:45	0.1257	Longitudinal
11/29/2023 12:30	0.0779	Longitudinal
11/30/2023 12:59	0.0109	Longitudinal
12/1/2023 11:15	0.0472	Longitudinal
12/2/2023 6:45	0.0115	Vertical
12/3/2023 12:45	0.0043	Longitudinal
12/4/2023 8:30	0.0397	Longitudinal
12/5/2023 13:45	0.0056	Longitudinal
12/6/2023 9:30	0.0068	Longitudinal
12/7/2023 12:46	0.0056	Longitudinal
12/8/2023 15:45	0.1306	Longitudinal
12/9/2023 3:15	0.0047	Longitudinal
12/10/2023 8:30	0.004	Longitudinal
12/11/2023 11:31	0.1759	Longitudinal
12/12/2023 16:15	0.2327	Longitudinal
12/13/2023 13:31	0.2147	Longitudinal
12/14/2023 10:00	0.1406	Longitudinal
12/15/2023 9:30	0.081	Longitudinal
12/16/2023 20:01	0.0199	Longitudinal
12/17/2023 1:15	0.0124	Longitudinal
12/18/2023 12:16	0.1623	Longitudinal
12/19/2023 12:00	0.0528	Longitudinal
12/20/2023 8:45	0.1251	Longitudinal
12/21/2023 16:59	0.1052	Longitudinal
12/22/2023 14:54	0.3398	Longitudinal
12/23/2023 5:45	0.0043	Vertical
12/24/2023 2:46	0.005	Vertical
12/25/2023 4:45	0.0043	Longitudinal

8955 Collins VM4 Vibration Monitor - Maximum Daily Values		
Timestamp	Peak Particle Velocity (in./sec.)	Axis (Longitudinal/Transverse/Vertical)
12/26/2023 12:16	0.2278	Longitudinal
12/27/2023 10:02	0.2594	Longitudinal
12/28/2023 13:47	0.2839	Longitudinal
12/29/2023 8:32	0.1632	Longitudinal
12/30/2023 2:59	0.0059	Longitudinal
12/31/2023 1:15	0.0102	Longitudinal
1/1/2024 8:00	0.0168	Longitudinal
1/2/2024 13:15	0.1393	Longitudinal
1/3/2024 11:30	0.1784	Longitudinal
1/4/2024 15:08	0.3811	Longitudinal
1/5/2024 15:15	0.1548	Longitudinal
1/6/2024 12:00	0.0047	Longitudinal
1/7/2024 20:31	0.004	Longitudinal
1/8/2024 10:01	0.1341	Longitudinal
1/9/2024 10:45	0.1322	Longitudinal
1/10/2024 11:16	0.0217	Longitudinal
1/11/2024 11:16	0.023	Vertical
1/12/2024 11:15	0.0109	Longitudinal
1/13/2024 5:30	0.0106	Vertical
1/14/2024 14:30	0.0065	Longitudinal
1/15/2024 10:45	0.0248	Longitudinal
1/16/2024 9:30	0.0692	Longitudinal
1/17/2024 8:59	0.1111	Longitudinal
1/18/2024 11:45	0.0829	Longitudinal
1/19/2024 12:00	0.0292	Longitudinal
1/20/2024 13:45	0.0074	Longitudinal
1/21/2024 5:15	0.0062	Longitudinal
1/22/2024 13:45	0.0534	Longitudinal
1/23/2024 9:45	0.0431	Longitudinal
1/24/2024 8:15	0.0416	Vertical
1/25/2024 13:30	0.0242	Longitudinal
1/26/2024 16:30	0.022	Longitudinal
1/27/2024 4:30	0.0074	Longitudinal
1/28/2024 3:45	0.0081	Longitudinal
1/29/2024 10:30	0.0366	Longitudinal
1/30/2024 6:00	0.0109	Longitudinal
1/31/2024 16:45	0.0434	Longitudinal
2/1/2024 8:45	0.0456	Longitudinal
2/2/2024 4:59	0.0096	Longitudinal
2/3/2024 5:30	0.0096	Longitudinal
2/4/2024 11:30	0.0112	Longitudinal
2/5/2024 7:30	0.0102	Longitudinal
2/6/2024 8:46	0.0174	Longitudinal

8955 Collins VM4 Vibration Monitor - Maximum Daily Values		
Timestamp	Peak Particle Velocity (in./sec.)	Axis (Longitudinal/Transverse/Vertical)
2/7/2024 9:15	0.0065	Longitudinal
2/8/2024 10:45	0.0115	Longitudinal
2/9/2024 5:45	0.0078	Longitudinal
2/10/2024 6:02	0.0112	Longitudinal
2/11/2024 10:59	0.0078	Longitudinal
2/12/2024 6:40	0.1167	Longitudinal
2/13/2024 18:15	0.0242	Longitudinal
2/14/2024 9:45	0.0344	Longitudinal
2/15/2024 10:30	0.0084	Longitudinal
2/16/2024 10:59	0.018	Vertical
2/17/2024 10:59	0.018	Longitudinal
2/18/2024 5:30	0.0099	Longitudinal
2/19/2024 1:15	0.0071	Longitudinal
2/20/2024 12:15	0.0081	Longitudinal
2/21/2024 11:31	0.0146	Longitudinal
2/22/2024 12:31	0.0087	Vertical
2/23/2024 8:46	0.0413	Longitudinal
2/24/2024 15:30	0.0068	Longitudinal
2/25/2024 6:30	0.0068	Longitudinal
2/26/2024 18:30	0.0099	Longitudinal
2/27/2024 14:45	0.0087	Transverse
2/28/2024 11:45	0.0146	Longitudinal
2/29/2024 18:30	0.022	Longitudinal
3/1/2024 16:15	0.0143	Longitudinal
3/2/2024 6:15	0.0093	Longitudinal
3/3/2024 5:46	0.0099	Longitudinal
3/4/2024 12:59	0.013	Longitudinal
3/5/2024 1:15	0.0149	Longitudinal
3/6/2024 5:16	0.0112	Longitudinal
3/7/2024 5:30	0.0078	Longitudinal
3/8/2024 11:30	0.0118	Vertical
3/9/2024 6:16	0.0078	Longitudinal
3/10/2024 7:00	0.0096	Longitudinal
3/11/2024 8:31	0.0146	Longitudinal
3/12/2024 9:59	0.0087	Longitudinal
3/13/2024 16:15	0.0208	Longitudinal
3/14/2024 11:16	0.0434	Vertical
3/15/2024 15:00	0.0096	Vertical
3/16/2024 5:15	0.0087	Longitudinal
3/17/2024 7:00	0.0096	Longitudinal
3/18/2024 11:15	0.0133	Longitudinal
3/19/2024 6:30	0.0093	Longitudinal
3/20/2024 7:30	0.0102	Longitudinal

8955 Collins VM4 Vibration Monitor - Maximum Daily Values		
Timestamp	Peak Particle Velocity (in./sec.)	Axis (Longitudinal/Transverse/Vertical)
3/21/2024 10:15	0.0099	Longitudinal
3/22/2024 7:30	0.0124	Vertical
3/23/2024 9:15	0.014	Vertical
3/24/2024 19:45	0.009	Longitudinal
3/25/2024 13:15	0.0658	Vertical
3/26/2024 9:01	0.1145	Vertical
3/27/2024 9:31	0.0248	Vertical
3/28/2024 7:30	0.0074	Longitudinal
3/29/2024 4:45	0.0456	Longitudinal
3/30/2024 15:45	0.0071	Transverse
3/31/2024 17:00	0.0065	Longitudinal
4/1/2024 9:15	0.0425	Longitudinal
4/2/2024 5:59	0.0053	Longitudinal
4/3/2024 8:30	0.0164	Longitudinal
4/4/2024 15:30	0.0124	Longitudinal
4/5/2024 10:45	0.0099	Transverse
4/6/2024 7:30	0.009	Longitudinal
4/7/2024 5:59	0.0074	Longitudinal
4/8/2024 8:51	0.0112	Transverse
4/9/2024 8:45	0.0469	Vertical
4/10/2024 5:15	0.0096	Longitudinal
4/11/2024 7:59	0.058	Longitudinal
4/12/2024 7:30	0.0158	Vertical
4/13/2024 23:01	0.0081	Longitudinal
4/14/2024 4:31	0.0102	Longitudinal
4/15/2024 9:15	0.0143	Transverse
4/16/2024 3:45	0.0093	Longitudinal
4/17/2024 9:00	0.0152	Longitudinal
4/18/2024 13:30	0.0211	Vertical
4/19/2024 2:45	0.0093	Longitudinal
4/20/2024 3:45	0.0149	Transverse
4/21/2024 3:00	0.0087	Longitudinal
4/22/2024 11:46	0.0161	Vertical
4/23/2024 4:45	0.0099	Longitudinal
4/24/2024 7:31	0.0118	Transverse
4/25/2024 10:46	0.0127	Vertical
4/26/2024 3:59	0.0102	Longitudinal
4/27/2024 23:46	0.0106	Vertical
4/28/2024 2:17	0.0112	Longitudinal
4/29/2024 7:02	0.0298	Transverse
4/30/2024 18:30	0.0102	Longitudinal
5/1/2024 21:15	0.0106	Longitudinal
5/2/2024 3:59	0.0096	Longitudinal

8955 Collins VM4 Vibration Monitor - Maximum Daily Values		
Timestamp	Peak Particle Velocity (in./sec.)	Axis (Longitudinal/Transverse/Vertical)
5/3/2024 6:45	0.0093	Longitudinal
5/4/2024 4:15	0.0093	Longitudinal
5/5/2024 3:15	0.0096	Longitudinal
5/6/2024 13:45	0.0143	Longitudinal
5/7/2024 11:00	0.0093	Longitudinal
5/8/2024 21:15	0.0186	Longitudinal
5/9/2024 9:46	0.0202	Longitudinal
5/10/2024 3:45	0.009	Longitudinal
5/11/2024 5:30	0.0087	Longitudinal
5/12/2024 3:15	0.009	Longitudinal
5/13/2024 4:30	0.0078	Longitudinal
5/14/2024 3:45	0.0078	Longitudinal
5/15/2024 3:30	0.0084	Longitudinal
5/16/2024 10:45	0.0096	Transverse
5/17/2024 10:30	0.0087	Longitudinal
5/18/2024 7:30	0.0053	Longitudinal
5/19/2024 14:46	0.0078	Longitudinal
5/20/2024 7:01	0.0084	Transverse
5/21/2024 5:15	0.0456	Longitudinal
5/22/2024 5:45	0.0074	Longitudinal
5/23/2024 14:22	0.0366	Transverse
5/24/2024 9:45	0.018	Vertical
5/25/2024 23:30	0.0068	Transverse
5/26/2024 15:30	0.0078	Longitudinal
5/27/2024 7:31	0.0155	Transverse
5/28/2024 14:16	0.018	Longitudinal
5/29/2024 7:31	0.0093	Transverse
5/30/2024 5:30	0.0102	Longitudinal
5/31/2024 5:45	0.0093	Longitudinal
6/1/2024 20:30	0.0074	Longitudinal
6/2/2024 6:45	0.0099	Longitudinal
6/3/2024 7:15	0.0161	Transverse
6/4/2024 5:45	0.0087	Longitudinal
6/5/2024 2:46	0.009	Longitudinal
6/6/2024 5:45	0.0102	Longitudinal
6/7/2024 3:31	0.0608	Longitudinal
6/8/2024 20:45	0.0121	Transverse
6/9/2024 5:45	0.009	Longitudinal
6/10/2024 7:00	0.0177	Transverse
6/11/2024 9:30	0.013	Longitudinal
6/12/2024 13:59	0.0199	Vertical
6/13/2024 17:37	0.0571	Longitudinal
6/14/2024 7:46	0.0195	Transverse

8955 Collins VM4 Vibration Monitor - Maximum Daily Values		
Timestamp	Peak Particle Velocity (in./sec.)	Axis (Longitudinal/Transverse/Vertical)
6/15/2024 6:16	0.0164	Longitudinal
6/16/2024 23:30	0.0047	Transverse
6/17/2024 13:45	0.0115	Transverse
6/18/2024 11:59	0.0118	Vertical
6/19/2024 7:30	0.0146	Transverse
6/20/2024 10:45	0.0236	Transverse
6/21/2024 16:15	0.0084	Longitudinal
6/22/2024 9:15	0.014	Longitudinal
6/23/2024 2:30	0.0168	Vertical
6/24/2024 9:01	0.0078	Longitudinal
6/25/2024 17:15	0.0127	Longitudinal
6/26/2024 11:45	0.054	Transverse
6/27/2024 12:31	0.0121	Transverse
6/28/2024 10:30	0.1151	Transverse
6/29/2024 10:46	0.0062	Vertical
6/30/2024 13:00	0.0115	Longitudinal
7/1/2024 14:45	0.0106	Longitudinal
7/2/2024 11:30	0.0065	Longitudinal
7/3/2024 8:45	0.0158	Transverse
7/4/2024 21:00	0.0133	Vertical
7/5/2024 13:00	0.0555	Longitudinal
7/6/2024 7:30	0.005	Transverse
7/7/2024 7:59	0.0059	Transverse
7/8/2024 11:15	0.0745	Transverse
7/9/2024 15:59	0.0574	Transverse
7/10/2024 8:31	0.0133	Longitudinal
7/11/2024 7:15	0.0078	Longitudinal
7/12/2024 13:30	0.0233	Longitudinal
7/13/2024 6:15	0.0074	Vertical
7/14/2024 5:30	0.0071	Longitudinal
7/15/2024 11:59	0.0686	Longitudinal
7/16/2024 9:45	0.0621	Vertical
7/17/2024 6:15	0.0078	Longitudinal
7/18/2024 15:46	0.0093	Transverse
7/19/2024 13:00	0.0348	Longitudinal
7/20/2024 5:15	0.0096	Longitudinal
7/21/2024 3:59	0.0099	Longitudinal
7/22/2024 11:15	0.0934	Longitudinal
7/23/2024 9:59	0.0118	Transverse
7/24/2024 5:59	0.009	Longitudinal
7/25/2024 6:30	0.0084	Longitudinal
7/26/2024 13:15	0.0149	Vertical
7/27/2024 22:15	0.0102	Transverse

8955 Collins VM4 Vibration Monitor - Maximum Daily Values		
Timestamp	Peak Particle Velocity (in./sec.)	Axis (Longitudinal/Transverse/Vertical)
7/28/2024 9:30	0.0065	Longitudinal
7/29/2024 7:30	0.0096	Transverse
7/30/2024 12:30	0.0549	Longitudinal
7/31/2024 4:15	0.0084	Longitudinal
8/1/2024 9:59	0.0084	Transverse
8/2/2024 11:30	0.0773	Longitudinal
8/3/2024 21:16	0.0065	Vertical
8/4/2024 18:30	0.0065	Longitudinal
8/5/2024 3:45	0.0254	Longitudinal
8/6/2024 12:30	0.0627	Longitudinal
8/7/2024 13:15	0.1297	Vertical
8/8/2024 9:31	0.1071	Longitudinal
8/9/2024 9:00	0.1095	Longitudinal
8/10/2024 8:16	0.004	Longitudinal
8/11/2024 4:15	0.0109	Longitudinal
8/12/2024 8:45	0.3475	Transverse
8/13/2024 9:59	0.059	Vertical
8/14/2024 7:30	0.0068	Longitudinal
8/15/2024 10:30	0.2892	Longitudinal
8/16/2024 13:15	0.1182	Vertical
8/17/2024 12:30	0.013	Transverse
8/18/2024 9:15	0.0043	Transverse
8/19/2024 8:31	0.0649	Vertical
8/20/2024 15:31	0.1139	Transverse
8/21/2024 9:46	0.1642	Longitudinal
8/22/2024 13:45	0.0636	Vertical
8/23/2024 8:46	0.05	Longitudinal
8/24/2024 21:16	0.005	Longitudinal
8/25/2024 17:59	0.0068	Vertical
8/26/2024 16:08	0.3147	Transverse
8/27/2024 12:45	0.1235	Longitudinal
8/28/2024 13:46	0.0664	Longitudinal
8/29/2024 10:30	0.113	Longitudinal
8/30/2024 15:15	0.0636	Longitudinal
8/31/2024 9:16	0.0093	Longitudinal
9/1/2024 21:59	0.0071	Longitudinal
9/2/2024 22:45	0.009	Longitudinal
9/3/2024 15:00	0.09	Transverse
9/4/2024 14:45	0.0763	Longitudinal
9/5/2024 13:59	0.0912	Longitudinal
9/6/2024 10:30	0.1682	Longitudinal
9/7/2024 17:15	0.0078	Longitudinal
9/8/2024 0:45	0.0062	Longitudinal

8955 Collins VM4 Vibration Monitor - Maximum Daily Values		
Timestamp	Peak Particle Velocity (in./sec.)	Axis (Longitudinal/Transverse/Vertical)
9/9/2024 9:45	0.1232	Transverse
9/10/2024 13:59	0.0763	Longitudinal
9/11/2024 10:45	0.1095	Longitudinal
9/12/2024 13:46	0.0636	Longitudinal
9/13/2024 11:59	0.1437	Longitudinal
9/14/2024 15:16	0.0118	Longitudinal
9/15/2024 14:30	0.0143	Longitudinal
9/16/2024 13:15	0.2073	Longitudinal
9/17/2024 16:51	0.2129	Transverse
9/18/2024 12:30	0.2538	Longitudinal
9/19/2024 9:46	0.0261	Vertical
9/20/2024 13:59	0.0549	Longitudinal
9/21/2024 12:45	0.0071	Longitudinal
9/22/2024 1:30	0.005	Longitudinal
9/23/2024 12:45	0.0242	Vertical
9/24/2024 10:45	0.027	Longitudinal
9/25/2024 7:59	0.0236	Transverse
9/26/2024 6:30	0.0472	Vertical
9/27/2024 17:30	0.059	Longitudinal
9/28/2024 9:31	0.0106	Transverse
9/29/2024 10:15	0.0112	Longitudinal
9/30/2024 16:16	0.0199	Vertical
10/1/2024 9:30	0.0496	Longitudinal
10/2/2024 9:30	0.0174	Vertical
10/3/2024 15:30	0.0357	Longitudinal
10/4/2024 10:31	0.0555	Vertical
10/5/2024 6:15	0.0047	Vertical
10/6/2024 10:31	0.0174	Transverse
10/7/2024 8:30	0.0248	Vertical
10/8/2024 14:45	0.0276	Longitudinal
10/9/2024 23:30	0.0059	Longitudinal
10/10/2024 11:15	0.0065	Transverse
10/11/2024 13:15	0.0168	Longitudinal
10/12/2024 14:45	0.0447	Transverse
10/13/2024 4:45	0.0106	Longitudinal
10/14/2024 13:15	0.0084	Longitudinal
10/15/2024 11:45	0.0217	Vertical
10/16/2024 15:31	0.0217	Longitudinal
10/17/2024 12:30	0.0214	Longitudinal
10/18/2024 16:15	0.036	Longitudinal
10/19/2024 6:30	0.0093	Vertical
10/20/2024 18:45	0.0071	Longitudinal
10/21/2024 15:46	0.0431	Longitudinal

8955 Collins VM4 Vibration Monitor - Maximum Daily Values		
Timestamp	Peak Particle Velocity (in./sec.)	Axis (Longitudinal/Transverse/Vertical)
10/22/2024 17:15	0.0317	Longitudinal
10/23/2024 8:16	0.0261	Longitudinal
10/24/2024 17:00	0.0385	Longitudinal
10/25/2024 11:00	0.04	Vertical
10/26/2024 17:15	0.005	Transverse
10/27/2024 11:45	0.0034	Transverse
10/28/2024 10:45	0.0636	Longitudinal
10/29/2024 10:15	0.0636	Vertical
10/30/2024 12:15	0.0419	Longitudinal
10/31/2024 14:31	0.0217	Longitudinal
11/1/2024 10:30	0.0276	Longitudinal
11/2/2024 6:46	0.0043	Vertical
11/3/2024 14:15	0.0034	Transverse
11/4/2024 13:31	0.0211	Longitudinal
11/5/2024 10:59	0.0171	Longitudinal
11/6/2024 15:30	0.0258	Longitudinal
11/7/2024 9:15	0.0487	Longitudinal
11/8/2024 10:59	0.0531	Vertical
11/9/2024 14:00	0.0065	Longitudinal
11/10/2024 12:00	0.0127	Transverse
11/11/2024 10:15	0.0102	Longitudinal
11/12/2024 8:15	0.0397	Vertical
11/13/2024 17:31	0.0267	Vertical
11/14/2024 12:59	0.0149	Longitudinal
11/15/2024 8:30	0.0372	Longitudinal
11/16/2024 6:15	0.0068	Vertical
11/17/2024 15:45	0.0065	Transverse
11/18/2024 16:01	0.0779	Longitudinal
11/19/2024 8:59	0.1285	Vertical
11/20/2024 14:30	0.0472	Transverse
11/21/2024 8:59	0.0332	Vertical
11/22/2024 11:15	0.0217	Longitudinal
11/23/2024 9:46	0.0189	Transverse
11/24/2024 8:59	0.0047	Transverse
11/25/2024 8:15	0.0264	Longitudinal
11/26/2024 17:16	0.0273	Transverse
11/27/2024 10:31	0.018	Transverse
11/28/2024 6:16	0.0084	Longitudinal
11/29/2024 10:00	0.0106	Transverse
11/30/2024 6:15	0.0053	Longitudinal
12/1/2024 6:30	0.0087	Longitudinal
12/2/2024 16:15	0.0642	Longitudinal
12/3/2024 10:59	0.0465	Longitudinal

8955 Collins VM4 Vibration Monitor - Maximum Daily Values		
Timestamp	Peak Particle Velocity (in./sec.)	Axis (Longitudinal/Transverse/Vertical)
12/4/2024 9:46	0.0242	Longitudinal
12/5/2024 15:31	0.0549	Longitudinal
12/6/2024 9:30	0.0298	Transverse
12/7/2024 6:46	0.0258	Transverse
12/8/2024 6:31	0.0087	Longitudinal
12/9/2024 15:31	0.0496	Transverse
12/10/2024 8:15	0.0503	Longitudinal
12/11/2024 9:15	0.0254	Vertical
12/12/2024 10:46	0.0285	Longitudinal
12/13/2024 15:15	0.0422	Vertical
12/14/2024 10:45	0.0059	Longitudinal
12/15/2024 9:30	0.0059	Longitudinal
12/16/2024 17:15	0.0419	Longitudinal
12/17/2024 10:45	0.0242	Vertical
12/18/2024 12:45	0.2318	Longitudinal
12/19/2024 9:46	0.0382	Longitudinal
12/20/2024 10:00	0.0496	Vertical
12/21/2024 10:45	0.014	Longitudinal
12/22/2024 10:59	0.0152	Longitudinal
12/23/2024 13:46	0.0258	Longitudinal
12/24/2024 7:30	0.005	Transverse
12/25/2024 6:30	0.0059	Longitudinal
12/26/2024 11:45	0.0223	Longitudinal
12/27/2024 8:45	0.0531	Longitudinal
12/28/2024 16:00	0.0087	Vertical
12/29/2024 7:45	0.0043	Transverse
12/30/2024 8:45	0.0782	Longitudinal
12/31/2024 10:15	0.0211	Transverse
1/1/2025 10:45	0.0074	Transverse
1/2/2025 16:45	0.0189	Longitudinal
1/3/2025 8:59	0.0689	Vertical
1/4/2025 10:46	0.0062	Longitudinal
1/5/2025 14:30	0.0112	Transverse
1/6/2025 9:15	0.0282	Vertical
1/7/2025 13:15	0.0205	Longitudinal
1/8/2025 15:45	0.0369	Longitudinal
1/9/2025 14:45	0.0317	Longitudinal
1/10/2025 8:15	0.0264	Transverse
1/11/2025 10:00	0.0056	Transverse
1/12/2025 14:45	0.0081	Longitudinal
1/13/2025 9:45	0.0425	Longitudinal
1/14/2025 17:15	0.0289	Longitudinal
1/15/2025 16:00	0.0205	Longitudinal

8955 Collins VM4 Vibration Monitor - Maximum Daily Values		
Timestamp	Peak Particle Velocity (in./sec.)	Axis (Longitudinal/Transverse/Vertical)
1/16/2025 16:01	0.0729	Longitudinal
1/17/2025 12:15	0.0953	Longitudinal
1/18/2025 9:30	0.0282	Transverse
1/19/2025 10:00	0.0034	Transverse
1/20/2025 10:59	0.005	Transverse
1/21/2025 9:30	0.0124	Longitudinal
1/22/2025 10:15	0.0102	Longitudinal
1/23/2025 14:56	0.1244	Vertical
1/24/2025 9:16	0.0521	Vertical
1/25/2025 17:45	0.0081	Longitudinal
1/26/2025 9:30	0.004	Transverse
1/27/2025 14:46	0.0295	Longitudinal
1/28/2025 15:46	0.0329	Transverse
1/29/2025 12:15	0.0708	Longitudinal
1/30/2025 11:45	0.0351	Vertical
1/31/2025 10:59	0.0785	Transverse
2/1/2025 15:45	0.0161	Longitudinal
2/2/2025 14:59	0.0078	Longitudinal
2/3/2025 15:45	0.0472	Longitudinal
2/4/2025 10:00	0.0382	Transverse
2/5/2025 8:59	0.023	Longitudinal
2/6/2025 12:00	0.0552	Longitudinal
2/7/2025 17:30	0.0462	Longitudinal
2/8/2025 18:30	0.0081	Longitudinal
2/9/2025 15:15	0.0078	Longitudinal
2/10/2025 13:30	0.0649	Longitudinal
2/11/2025 12:30	0.0493	Vertical
2/12/2025 8:16	0.0981	Longitudinal
2/13/2025 16:59	0.0493	Vertical
2/14/2025 8:00	0.0245	Longitudinal
2/15/2025 10:45	0.005	Transverse
2/16/2025 10:15	0.0462	Transverse
2/17/2025 17:30	0.0099	Longitudinal
2/18/2025 10:59	0.0317	Vertical
2/19/2025 12:15	0.0835	Vertical
2/20/2025 8:15	0.0332	Longitudinal
2/21/2025 15:45	0.0202	Vertical
2/22/2025 9:45	0.0084	Longitudinal
2/23/2025 9:15	0.004	Transverse
2/24/2025 14:59	0.0239	Longitudinal
2/25/2025 17:30	0.0385	Longitudinal
2/26/2025 8:46	0.0478	Vertical
2/27/2025 16:45	0.0313	Longitudinal

8955 Collins VM4 Vibration Monitor - Maximum Daily Values		
Timestamp	Peak Particle Velocity (in./sec.)	Axis (Longitudinal/Transverse/Vertical)
2/28/2025 14:15	0.0264	Longitudinal
3/1/2025 22:30	0.0056	Vertical
3/2/2025 13:16	0.0071	Vertical
3/3/2025 12:45	0.1027	Vertical
3/4/2025 9:15	0.0614	Transverse
3/5/2025 11:15	0.0655	Vertical
3/6/2025 12:00	0.0388	Vertical
3/7/2025 11:30	0.0363	Longitudinal
3/8/2025 10:59	0.0084	Longitudinal
3/9/2025 19:46	0.0068	Longitudinal
3/10/2025 9:00	0.0838	Vertical
3/11/2025 12:45	0.0559	Transverse
3/12/2025 11:59	0.0481	Vertical
3/13/2025 9:15	0.032	Vertical
3/14/2025 11:15	0.0295	Vertical
3/15/2025 6:45	0.0059	Vertical
3/16/2025 4:15	0.0068	Vertical
3/17/2025 15:46	0.036	Vertical
3/18/2025 9:15	0.0037	Longitudinal
3/19/2025 11:45	0.0397	Vertical
3/20/2025 8:45	0.0223	Vertical
3/21/2025 9:30	0.0304	Longitudinal
3/22/2025 15:15	0.0056	Longitudinal
3/23/2025 11:45	0.0034	Longitudinal
3/24/2025 9:00	0.032	Longitudinal
3/25/2025 8:15	0.0301	Longitudinal
3/26/2025 13:00	0.0555	Vertical
3/27/2025 15:45	0.0285	Longitudinal
3/28/2025 9:15	0.0472	Vertical
3/29/2025 19:00	0.0037	Vertical
3/30/2025 17:30	0.0053	Longitudinal
3/31/2025 8:15	0.0227	Vertical
4/1/2025 9:59	0.0301	Longitudinal
4/2/2025 14:45	0.0419	Longitudinal
4/3/2025 9:45	0.0847	Vertical
4/4/2025 9:00	0.0292	Longitudinal
4/5/2025 6:45	0.004	Vertical
4/6/2025 6:30	0.0065	Vertical
4/7/2025 11:45	0.0254	Vertical
4/8/2025 9:30	0.0261	Transverse
4/9/2025 7:15	0.0289	Longitudinal
4/10/2025 11:15	0.0127	Transverse
4/11/2025 10:45	0.0586	Vertical

8955 Collins VM4 Vibration Monitor - Maximum Daily Values		
Timestamp	Peak Particle Velocity (in./sec.)	Axis (Longitudinal/Transverse/Vertical)
4/12/2025 13:16	0.0071	Longitudinal
4/13/2025 13:59	0.0065	Longitudinal
4/14/2025 12:45	0.0977	Longitudinal
4/15/2025 9:15	0.0574	Transverse
4/16/2025 11:00	0.0782	Transverse
4/17/2025 10:45	0.0537	Longitudinal
4/18/2025 10:30	0.054	Longitudinal
4/19/2025 10:30	0.0037	Transverse
4/20/2025 10:16	0.0047	Transverse
4/21/2025 9:15	0.0375	Longitudinal
4/22/2025 12:15	0.0788	Longitudinal
4/23/2025 8:45	0.0236	Longitudinal
4/24/2025 8:30	0.0273	Vertical
4/25/2025 9:15	0.0407	Longitudinal
4/26/2025 19:00	0.0062	Longitudinal
4/27/2025 13:16	0.005	Longitudinal
4/28/2025 9:30	0.006	Transverse
4/29/2025 11:15	0.044	Longitudinal
4/30/2025 9:01	0.077	Vertical
5/1/2025 11:01	0.017	Transverse
5/2/2025 15:15	0.018	Vertical
5/3/2025 10:30	0.004	Longitudinal
5/4/2025 9:30	0.004	Transverse
5/5/2025 11:59	0.016	Transverse
5/6/2025 9:02	0.021	Longitudinal
5/7/2025 13:47	0.109	Longitudinal
5/8/2025 11:59	0.049	Longitudinal
5/9/2025 10:30	0.033	Longitudinal
5/10/2025 18:15	0.006	Longitudinal
5/11/2025 17:15	0.01	Longitudinal
5/12/2025 8:45	0.006	Longitudinal
5/13/2025 12:45	0.06	Longitudinal
5/14/2025 16:30	0.082	Longitudinal
5/15/2025 17:30	0.042	Vertical
5/16/2025 12:45	0.045	Longitudinal
5/17/2025 9:45	0.004	Transverse
5/18/2025 6:15	0.003	Vertical
5/19/2025 11:00	0.015	Vertical
5/20/2025 11:59	0.019	Vertical
5/21/2025 16:45	0.04	Longitudinal
5/22/2025 11:59	0.059	Longitudinal
5/23/2025 14:31	0.022	Longitudinal
5/24/2025 9:45	0.003	Transverse

8955 Collins VM4 Vibration Monitor - Maximum Daily Values		
Timestamp	Peak Particle Velocity (in./sec.)	Axis (Longitudinal/Transverse/Vertical)
5/25/2025 1:15	0.003	Longitudinal
5/26/2025 13:30	0.011	Longitudinal
5/27/2025 11:15	0.093	Transverse
5/28/2025 17:15	0.03	Vertical
5/29/2025 8:30	0.041	Longitudinal
5/30/2025 9:46	0.093	Longitudinal
5/31/2025 13:59	0.006	Longitudinal
6/1/2025 12:15	0.006	Longitudinal
6/2/2025 13:45	0.02	Vertical
6/3/2025 16:30	0.021	Transverse
6/4/2025 11:59	0.029	Vertical
6/5/2025 7:45	0.014	Transverse
6/6/2025 17:00	0.023	Vertical
6/7/2025 9:45	0.005	Longitudinal
6/8/2025 2:16	0.008	Longitudinal
6/9/2025 12:45	0.018	Longitudinal
6/10/2025 8:45	0.017	Vertical
6/11/2025 14:45	0.052	Vertical
6/12/2025 11:45	0.024	Vertical
6/13/2025 9:45	0.034	Transverse
6/14/2025 9:30	0.006	Longitudinal
6/15/2025 9:59	0.005	Longitudinal
6/16/2025 15:59	0.011	Transverse
6/17/2025 9:15	0.006	Longitudinal
6/18/2025 8:45	0.026	Vertical
6/19/2025 7:59	0.006	Longitudinal
6/20/2025 9:15	0.01	Vertical
6/21/2025 7:45	0.006	Longitudinal
6/22/2025 9:15	0.004	Longitudinal
6/23/2025 9:59	0.016	Vertical
6/24/2025 19:56	0.335	Vertical
6/25/2025 16:30	0.013	Vertical
6/26/2025 14:46	0.01	Vertical
6/27/2025 11:30	0.039	Vertical
6/28/2025 7:59	0.004	Longitudinal
6/29/2025 8:31	0.004	Longitudinal
6/30/2025 15:46	0.01	Vertical
7/1/2025 13:00	0.011	Longitudinal
7/2/2025 7:30	0.048	Longitudinal
7/3/2025 13:45	0.026	Vertical
7/4/2025 11:00	0.006	Transverse
7/5/2025 11:30	0.007	Longitudinal
7/6/2025 7:45	0.011	Longitudinal

8955 Collins VM4 Vibration Monitor - Maximum Daily Values		
Timestamp	Peak Particle Velocity (in./sec.)	Axis (Longitudinal/Transverse/Vertical)
7/7/2025 15:00	0.013	Vertical
7/8/2025 9:00	0.018	Transverse
7/9/2025 2:16	0.01	Longitudinal
7/10/2025 9:59	0.009	Vertical
7/11/2025 8:15	0.009	Longitudinal
7/12/2025 12:15	0.008	Longitudinal
7/13/2025 17:45	0.005	Longitudinal
7/14/2025 8:45	0.016	Vertical
7/15/2025 9:00	0.014	Longitudinal
7/16/2025 9:15	0.051	Longitudinal
7/17/2025 9:45	0.01	Vertical
7/18/2025 15:00	0.009	Vertical
7/19/2025 6:30	0.005	Longitudinal
7/20/2025 9:45	0.01	Longitudinal
7/21/2025 11:00	0.009	Vertical
7/22/2025 19:00	0.04	Longitudinal
7/23/2025 9:59	0.064	Longitudinal
7/24/2025 11:30	0.03	Vertical
7/25/2025 10:30	0.024	Vertical
7/26/2025 7:59	0.009	Longitudinal
7/27/2025 9:15	0.01	Longitudinal
7/28/2025 9:30	0.006	Vertical
7/29/2025 15:15	0.008	Vertical
7/30/2025 11:00	0.013	Vertical
7/31/2025 14:30	0.031	Vertical
8/1/2025 8:30	0.02	Vertical
8/2/2025 7:15	0.005	Longitudinal
8/3/2025 9:45	0.01	Longitudinal
8/4/2025 9:59	0.023	Vertical
8/5/2025 11:15	0.018	Vertical
8/6/2025 11:30	0.021	Vertical
8/7/2025 10:15	0.045	Vertical
8/8/2025 10:30	0.02	Vertical
8/9/2025 4:45	0.099	Longitudinal
8/10/2025 8:15	0.009	Longitudinal
8/11/2025 12:15	0.009	Vertical
8/12/2025 8:30	0.035	Vertical
8/13/2025 9:30	0.017	Vertical
8/14/2025 11:00	0.014	Vertical
8/15/2025 13:00	0.02	Vertical
8/16/2025 6:31	0.006	Vertical
8/17/2025 7:30	0.005	Longitudinal
8/18/2025 15:17	0.017	Vertical

8955 Collins VM4 Vibration Monitor - Maximum Daily Values		
Timestamp	Peak Particle Velocity (in./sec.)	Axis (Longitudinal/Transverse/Vertical)
8/19/2025 14:45	0.032	Vertical
8/20/2025 8:15	0.02	Vertical
8/21/2025 14:46	0.014	Vertical
8/22/2025 9:46	0.03	Transverse
8/23/2025 12:46	0.011	Longitudinal
8/24/2025 8:15	0.009	Longitudinal
8/25/2025 19:59	0.018	Longitudinal
8/26/2025 8:46	0.014	Longitudinal
8/27/2025 14:30	0.057	Vertical
8/28/2025 16:30	0.021	Longitudinal
8/29/2025 14:45	0.015	Vertical
8/30/2025 14:46	0.012	Longitudinal
8/31/2025 7:30	0.005	Longitudinal
9/1/2025 16:45	0.011	Longitudinal
9/2/2025 17:30	0.02	Vertical
9/3/2025 10:15	0.021	Longitudinal
9/4/2025 8:15	0.02	Transverse
9/5/2025 8:45	0.024	Longitudinal
9/6/2025 13:59	0.009	Longitudinal
9/7/2025 7:45	0.007	Longitudinal
9/8/2025 13:01	0.014	Vertical
9/9/2025 16:15	0.012	Vertical
9/10/2025 13:46	0.014	Longitudinal
9/11/2025 9:45	0.014	Longitudinal
9/12/2025 12:16	1.406	Longitudinal
9/13/2025 7:45	0.106	Longitudinal
9/14/2025 3:15	0.264	Longitudinal
9/15/2025 1:01	0.018	Longitudinal
9/16/2025 8:30	0.019	Transverse
9/17/2025 2:16	0.277	Longitudinal
9/18/2025 21:15	0.08	Longitudinal
9/19/2025 9:45	0.011	Longitudinal
9/20/2025 2:15	0.151	Longitudinal
9/21/2025 2:03	0.316	Longitudinal
9/22/2025 8:45	0.012	Vertical
9/23/2025 17:35	0.481	Longitudinal
9/24/2025 2:15	0.169	Longitudinal
9/25/2025 2:15	0.058	Transverse
9/26/2025 2:16	0.163	Longitudinal
9/27/2025 2:16	0.094	Longitudinal
9/28/2025 12:46	0.094	Longitudinal
9/29/2025 2:16	0.224	Longitudinal
9/30/2025 2:15	0.026	Longitudinal

8955 Collins VM4 Vibration Monitor - Maximum Daily Values		
Timestamp	Peak Particle Velocity (in./sec.)	Axis (Longitudinal/Transverse/Vertical)
10/1/2025 15:30	0.013	Vertical
10/2/2025 14:15	0.114	Vertical
10/3/2025 8:45	0.015	Transverse
10/4/2025 2:15	0.207	Longitudinal
10/5/2025 2:16	0.007	Longitudinal
10/6/2025 11:59	0.11	Vertical
10/7/2025 3:00	0.039	Longitudinal
10/8/2025 12:31	0.021	Transverse
10/9/2025 23:53	0.302	Longitudinal
10/10/2025 3:59	0.025	Longitudinal
10/11/2025 23:59	0.048	Longitudinal
10/12/2025 7:46	0.006	Longitudinal
10/13/2025 12:31	0.045	Transverse
10/14/2025 2:15	0.039	Longitudinal
10/15/2025 2:04	1.273	Longitudinal
10/16/2025 17:15	0.021	Vertical
10/17/2025 2:15	0.033	Longitudinal
10/18/2025 2:16	0.102	Longitudinal
10/19/2025 2:16	0.113	Longitudinal
10/20/2025 13:31	0.037	Vertical
10/21/2025 16:45	0.041	Longitudinal
10/22/2025 9:59	0.048	Vertical
10/23/2025 8:15	0.029	Longitudinal
10/24/2025 2:15	0.012	Longitudinal
10/25/2025 2:15	0.083	Longitudinal
10/26/2025 2:15	0.011	Longitudinal
10/27/2025 14:15	0.013	Longitudinal
10/28/2025 11:30	0.014	Vertical
10/29/2025 2:15	0.142	Longitudinal
10/30/2025 2:15	0.023	Longitudinal
10/31/2025 12:45	0.025	Vertical
11/1/2025 2:16	0.056	Longitudinal
11/2/2025 14:00	0.02	Transverse
11/3/2025 12:30	0.072	Longitudinal
11/4/2025 8:59	0.023	Vertical
11/5/2025 11:45	0.035	Vertical
11/6/2025 1:15	0.139	Longitudinal
11/7/2025 2:15	0.295	Longitudinal
11/8/2025 1:15	0.215	Longitudinal
11/9/2025 1:16	0.159	Longitudinal
11/10/2025 1:15	0.172	Longitudinal
11/11/2025 1:15	0.25	Longitudinal
11/12/2025 1:15	0.112	Longitudinal

8955 Collins VM4 Vibration Monitor - Maximum Daily Values		
Timestamp	Peak Particle Velocity (in./sec.)	Axis (Longitudinal/Transverse/Vertical)
11/13/2025 1:15	0.264	Longitudinal
11/14/2025 2:15	0.241	Longitudinal
11/15/2025 12:15	0.006	Longitudinal
11/16/2025 2:15	0.121	Longitudinal
11/17/2025 2:15	0.129	Longitudinal
11/18/2025 2:15	0.134	Longitudinal
11/19/2025 2:16	0.124	Longitudinal
11/20/2025 10:15	0.015	Longitudinal
11/21/2025 11:30	0.017	Longitudinal
11/22/2025 9:15	0.006	Longitudinal
11/23/2025 8:59	0.006	Longitudinal
11/24/2025 16:16	0.024	Vertical
11/25/2025 11:46	0.019	Vertical
11/26/2025 12:01	0.022	Vertical
11/27/2025 0:30	0.012	Longitudinal
11/28/2025 4:16	0.004	Longitudinal
11/29/2025 12:45	0.004	Transverse
11/30/2025 14:45	0.056	Longitudinal
12/1/2025 10:46	0.165	Longitudinal
12/2/2025 11:15	0.023	Vertical
12/3/2025 2:16	0.123	Longitudinal
12/4/2025 8:59	0.021	Vertical
12/5/2025 14:30	0.011	Transverse
12/6/2025 2:30	0.006	Longitudinal
12/7/2025 3:16	0.006	Longitudinal
12/8/2025 13:31	0.042	Vertical
12/9/2025 12:01	0.032	Vertical
12/10/2025 15:15	0.024	Longitudinal
12/11/2025 8:59	0.016	Vertical
12/12/2025 12:00	0.016	Longitudinal
12/13/2025 23:30	0.03	Longitudinal
12/14/2025 2:00	0.028	Longitudinal
12/15/2025 2:15	0.039	Longitudinal
12/16/2025 14:16	0.02	Vertical
12/17/2025 16:01	0.023	Vertical
12/18/2025 10:15	0.051	Longitudinal
12/19/2025 11:30	0.023	Vertical
12/20/2025 8:59	0.008	Longitudinal
12/21/2025 9:45	0.007	Longitudinal
12/22/2025 9:45	0.016	Vertical
12/23/2025 10:30	0.028	Vertical
12/24/2025 10:59	0.013	Longitudinal
12/25/2025 16:31	0.007	Longitudinal

8955 Collins VM4 Vibration Monitor - Maximum Daily Values		
Timestamp	Peak Particle Velocity (in./sec.)	Axis (Longitudinal/Transverse/Vertical)
12/26/2025 8:30	0.049	Longitudinal
12/27/2025 10:31	0.008	Longitudinal
12/28/2025 18:01	0.013	Transverse
12/29/2025 16:16	0.02	Longitudinal
12/30/2025 12:59	0.022	Vertical
12/31/2025 18:30	0.016	Transverse
1/1/2026 8:59	0.008	Longitudinal
1/2/2026 12:16	0.023	Vertical
1/3/2026 8:30	0.009	Longitudinal
1/4/2026 9:31	0.007	Longitudinal
1/5/2026 9:46	0.02	Vertical
1/6/2026 14:44	0.056	Longitudinal
1/7/2026 10:59	0.02	Longitudinal
1/8/2026 8:59	0.017	Longitudinal
1/9/2026 11:45	0.019	Longitudinal
1/10/2026 6:30	0.007	Vertical
1/11/2026 2:45	0.009	Longitudinal
1/12/2026 10:15	0.022	Transverse
1/13/2026 8:59	0.022	Vertical
1/14/2026 16:31	0.012	Longitudinal
1/15/2026 9:16	0.02	Longitudinal
1/16/2026 9:30	0.026	Longitudinal
1/17/2026 21:15	0.046	Longitudinal
1/18/2026 9:16	0.005	Longitudinal
1/19/2026 16:15	0.006	Longitudinal
1/20/2026 8:15	0.012	Longitudinal
1/21/2026 9:15	0.034	Longitudinal
1/22/2026 7:45	0.046	Vertical
1/23/2026 15:16	0.023	Longitudinal
1/24/2026 10:46	0.039	Longitudinal
1/25/2026 18:31	0.017	Longitudinal
1/26/2026 12:59	0.014	Vertical
1/27/2026 9:16	0.014	Vertical
1/28/2026 8:59	0.017	Vertical
1/29/2026 10:30	0.049	Longitudinal
1/30/2026 10:00	0.034	Vertical
1/31/2026 8:45	0.007	Longitudinal
2/1/2026 11:34	0.004	Longitudinal
2/2/2026 15:30	0.03	Longitudinal
2/3/2026 10:31	0.017	Vertical
2/4/2026 8:45	0.02	Vertical
2/5/2026 9:30	0.013	Vertical
2/6/2026 16:00	0.012	Longitudinal

8955 Collins VM4 Vibration Monitor - Maximum Daily Values		
Timestamp	Peak Particle Velocity (in./sec.)	Axis (Longitudinal/Transverse/Vertical)
2/7/2026 8:15	0.009	Longitudinal
2/8/2026 9:00	0.007	Longitudinal
2/9/2026 14:45	0.023	Longitudinal
2/10/2026 9:46	0.012	Longitudinal
2/11/2026 15:00	0.029	Vertical
2/12/2026 8:31	0.02	Vertical
2/13/2026 9:45	0.016	Longitudinal
2/14/2026 9:30	0.008	Transverse
2/15/2026 12:00	0.017	Longitudinal
2/16/2026 7:29	0.005	Longitudinal
2/17/2026 8:46	0.041	Vertical
2/18/2026 10:15	0.019	Vertical
2/19/2026 10:00	0.046	Longitudinal
2/20/2026 12:01	0.022	Longitudinal
2/21/2026 17:16	0.011	Vertical
2/22/2026 7:00	0.005	Longitudinal
2/23/2026 12:00	0.03	Vertical
2/24/2026 9:15	0.007	Transverse
2/25/2026 10:30	0.022	Longitudinal
2/26/2026 9:15	0.01	Transverse
2/27/2026 17:30	0.01	Transverse
2/28/2026 6:30	0.008	Transverse
3/1/2026 9:30	0.011	Transverse
3/2/2026 9:46	0.0106	Transverse
3/3/2026 17:15	0.0093	Transverse
3/4/2026 15:00	0.0292	Vertical
3/5/2026 7:15	0.0133	Longitudinal
3/6/2026 10:31	0.0217	Vertical
3/7/2026 16:15	0.0056	Longitudinal
3/8/2026 5:45	0.0133	Longitudinal

8966 Collins VM Vibration Monitor - Maximum Daily Values		
Timestamp	Peak Particle Velocity (in./sec.)	Axis (Longitudinal/Transverse/Vertical)
4/20/2023 20:45	0.0928	Longitudinal
4/21/2023 13:45	0.0273	Vertical
4/22/2023 4:30	0.0273	Vertical
4/23/2023 10:30	0.0199	Vertical
4/24/2023 6:45	0.0168	Vertical
4/25/2023 14:30	0.032	Vertical
4/26/2023 17:30	0.0348	Vertical
4/27/2023 17:30	0.0258	Vertical
4/28/2023 12:45	0.0431	Vertical
4/29/2023 21:00	0.0301	Vertical
4/30/2023 18:15	0.0254	Vertical
5/1/2023 11:30	0.0568	Vertical
5/2/2023 18:15	0.0444	Vertical
5/3/2023 19:45	0.04	Vertical
5/4/2023 8:45	0.0832	Longitudinal
5/5/2023 10:00	0.1316	Vertical
5/6/2023 16:45	0.0441	Vertical
5/7/2023 19:15	0.0338	Vertical
5/8/2023 18:15	0.0354	Vertical
5/9/2023 13:45	0.0254	Transverse
5/10/2023 14:30	0.0245	Vertical
5/11/2023 10:00	0.1089	Vertical
5/12/2023 5:30	0.0149	Vertical
5/13/2023 20:45	0.0487	Vertical
5/14/2023 19:00	0.0307	Vertical
5/15/2023 17:45	0.0521	Vertical
5/16/2023 9:45	0.022	Vertical
5/17/2023 10:30	0.0174	Longitudinal
5/18/2023 16:15	0.0649	Vertical
5/19/2023 14:45	0.0211	Vertical
5/20/2023 22:30	0.0323	Vertical
5/21/2023 19:45	0.0351	Vertical
5/22/2023 22:00	0.0183	Vertical
5/23/2023 16:45	0.0202	Vertical
5/24/2023 10:15	0.0441	Vertical
5/25/2023 9:45	0.031	Vertical
5/26/2023 11:30	0.0292	Longitudinal
5/27/2023 0:45	0.0261	Transverse
5/28/2023 17:00	0.0317	Vertical
5/29/2023 17:45	0.0496	Vertical
5/30/2023 10:30	0.0149	Vertical
5/31/2023 11:30	0.104	Vertical
6/1/2023 19:30	0.027	Vertical

8966 Collins VM Vibration Monitor - Maximum Daily Values		
Timestamp	Peak Particle Velocity (in./sec.)	Axis (Longitudinal/Transverse/Vertical)
6/2/2023 13:45	0.2256	Transverse
6/3/2023 18:00	0.0652	Vertical
6/4/2023 21:16	0.0484	Transverse
6/5/2023 8:15	0.0199	Vertical
6/6/2023 14:15	0.0248	Transverse
6/7/2023 10:45	0.1272	Transverse
6/8/2023 7:59	0.0254	Vertical
6/9/2023 21:45	0.0515	Vertical
6/10/2023 17:30	0.085	Transverse
6/11/2023 19:15	0.0332	Vertical
6/12/2023 13:30	0.0379	Vertical
6/13/2023 16:00	0.0459	Vertical
6/14/2023 9:15	0.0552	Vertical
6/15/2023 18:00	0.0645	Vertical
6/16/2023 18:00	0.0348	Vertical
6/17/2023 12:15	0.0248	Vertical
6/18/2023 16:15	0.058	Transverse
6/19/2023 15:30	0.0251	Transverse
6/20/2023 2:15	0.0208	Vertical
6/21/2023 3:15	0.023	Vertical
6/22/2023 13:45	0.0323	Vertical
6/23/2023 18:30	0.0568	Vertical
6/24/2023 0:45	0.0273	Vertical
6/25/2023 8:45	0.018	Vertical
6/26/2023 10:15	0.0186	Transverse
6/27/2023 17:00	0.0282	Vertical
6/28/2023 19:45	0.0332	Vertical
6/29/2023 19:59	0.0211	Vertical
6/30/2023 15:00	0.0329	Vertical
7/1/2023 20:15	0.0428	Vertical
7/2/2023 20:15	0.027	Vertical
7/3/2023 9:15	0.045	Longitudinal
7/4/2023 7:59	0.0211	Vertical
7/5/2023 18:30	0.0227	Vertical
7/6/2023 15:45	0.0363	Vertical
7/7/2023 8:15	0.0264	Vertical
7/8/2023 18:30	0.0341	Vertical
7/9/2023 17:00	0.0317	Vertical
7/10/2023 18:15	0.0366	Vertical
7/11/2023 13:00	0.0192	Vertical
7/12/2023 19:16	0.0431	Vertical
7/13/2023 16:15	0.0493	Vertical
7/14/2023 14:15	0.0189	Vertical

8966 Collins VM Vibration Monitor - Maximum Daily Values		
Timestamp	Peak Particle Velocity (in./sec.)	Axis (Longitudinal/Transverse/Vertical)
7/15/2023 10:00	0.023	Vertical
7/16/2023 20:15	0.0192	Vertical
7/17/2023 12:15	0.0254	Longitudinal
7/18/2023 19:59	0.0428	Vertical
7/19/2023 19:59	0.0407	Vertical
7/20/2023 9:45	0.0413	Vertical
7/21/2023 4:45	0.1542	Vertical
7/22/2023 18:45	0.0385	Vertical
7/23/2023 8:15	0.0192	Vertical
7/24/2023 11:15	0.0382	Vertical
7/25/2023 19:59	0.0394	Vertical
7/26/2023 9:45	0.0428	Vertical
7/27/2023 12:00	0.0109	Vertical
7/28/2023 14:15	0.0735	Transverse
7/29/2023 16:30	0.0168	Vertical
7/30/2023 19:59	0.0438	Vertical
7/31/2023 10:45	0.0661	Longitudinal
8/1/2023 12:15	0.0434	Longitudinal
8/2/2023 10:45	0.0375	Transverse
8/3/2023 19:59	0.0357	Vertical
8/4/2023 11:15	0.032	Longitudinal
8/5/2023 8:15	0.027	Vertical
8/6/2023 20:30	0.0444	Vertical
8/7/2023 9:45	0.0453	Vertical
8/8/2023 19:59	0.0475	Vertical
8/9/2023 10:15	0.031	Vertical
8/10/2023 0:15	0.0323	Vertical
8/11/2023 10:30	0.0683	Vertical
8/12/2023 20:30	0.0375	Longitudinal
8/13/2023 9:45	0.0279	Vertical
8/14/2023 9:45	0.0428	Vertical
8/15/2023 22:45	0.0251	Vertical
8/16/2023 18:00	0.0465	Vertical
8/17/2023 14:45	0.0211	Vertical
8/18/2023 12:45	0.0462	Longitudinal
8/19/2023 12:45	0.0478	Transverse
8/20/2023 2:15	0.0285	Vertical
8/21/2023 20:15	0.027	Transverse
8/22/2023 19:45	0.0348	Vertical
8/23/2023 10:00	0.023	Longitudinal
8/24/2023 18:00	0.0782	Vertical
8/25/2023 9:15	0.0704	Longitudinal
8/26/2023 10:45	0.0338	Transverse

8966 Collins VM Vibration Monitor - Maximum Daily Values		
Timestamp	Peak Particle Velocity (in./sec.)	Axis (Longitudinal/Transverse/Vertical)
8/27/2023 17:00	0.0168	Vertical
8/28/2023 11:30	0.0254	Vertical
8/29/2023 16:00	0.0295	Longitudinal
8/30/2023 8:30	0.022	Vertical
8/31/2023 15:00	0.0459	Longitudinal
9/1/2023 15:30	0.0627	Longitudinal
9/2/2023 20:30	0.0292	Longitudinal
9/3/2023 2:15	0.0329	Transverse
9/4/2023 7:59	0.0183	Vertical
9/5/2023 13:45	0.0357	Vertical
9/6/2023 9:00	0.0208	Vertical
9/7/2023 18:46	0.0372	Vertical
9/8/2023 13:00	0.0782	Longitudinal
9/9/2023 21:00	0.0304	Vertical
9/10/2023 13:59	0.0149	Vertical
9/11/2023 12:31	0.0586	Longitudinal
9/12/2023 11:16	0.0593	Vertical
9/13/2023 7:00	0.0403	Vertical
9/14/2023 10:15	0.0177	Vertical
9/15/2023 11:15	0.0227	Vertical
9/16/2023 0:46	0.0183	Vertical
9/17/2023 16:30	0.0251	Vertical
9/18/2023 13:59	0.0199	Vertical
9/19/2023 18:46	0.0354	Vertical
9/20/2023 10:15	0.0168	Vertical
9/21/2023 7:59	0.0195	Transverse
9/22/2023 9:16	0.0326	Vertical
9/23/2023 11:46	0.0403	Transverse
9/24/2023 6:30	0.0168	Vertical
9/25/2023 18:45	0.0323	Vertical
9/26/2023 9:30	0.0273	Longitudinal
9/27/2023 20:15	0.0465	Transverse
9/28/2023 13:05	0.0794	Transverse
9/29/2023 15:46	0.0292	Vertical
9/30/2023 17:46	0.031	Vertical
10/1/2023 10:15	0.0292	Transverse
10/2/2023 11:45	0.022	Transverse
10/3/2023 13:59	0.0189	Vertical
10/4/2023 1:59	0.0326	Transverse
10/5/2023 11:46	0.0407	Longitudinal
10/6/2023 10:16	0.0323	Longitudinal
10/7/2023 17:30	0.0481	Vertical
10/8/2023 17:15	0.0326	Vertical

8966 Collins VM Vibration Monitor - Maximum Daily Values		
Timestamp	Peak Particle Velocity (in./sec.)	Axis (Longitudinal/Transverse/Vertical)
10/9/2023 21:45	0.0245	Vertical
10/10/2023 20:45	0.0344	Vertical
10/11/2023 10:15	0.0428	Vertical
10/12/2023 14:20	0.1204	Transverse
10/13/2023 22:15	0.0425	Transverse
10/14/2023 18:45	0.031	Transverse
10/15/2023 10:45	0.0254	Transverse
10/16/2023 10:45	0.0444	Vertical
10/17/2023 7:46	0.0273	Transverse
10/18/2023 6:45	0.0149	Longitudinal
10/19/2023 10:31	0.0543	Vertical
10/20/2023 14:36	0.0797	Transverse
10/21/2023 0:45	0.0506	Vertical
10/22/2023 13:15	0.0208	Vertical
10/23/2023 13:54	0.0326	Vertical
10/24/2023 15:59	0.0223	Vertical
10/25/2023 10:16	0.0568	Vertical
10/26/2023 8:45	0.0459	Transverse
10/27/2023 19:30	0.0375	Vertical
10/28/2023 17:15	0.0233	Vertical
10/29/2023 13:15	0.0164	Transverse
10/30/2023 9:01	0.0397	Vertical
10/31/2023 16:46	0.0546	Vertical
11/1/2023 14:30	0.0546	Vertical
11/2/2023 11:15	0.0583	Vertical
11/3/2023 15:00	0.0478	Vertical
11/4/2023 16:31	0.0307	Vertical
11/5/2023 18:00	0.0273	Vertical
11/6/2023 9:45	0.0447	Transverse
11/7/2023 8:16	0.032	Transverse
11/8/2023 8:16	0.0704	Longitudinal
11/9/2023 10:00	0.1207	Vertical
11/10/2023 9:46	0.0416	Longitudinal
11/11/2023 9:15	0.0189	Vertical
11/12/2023 22:01	0.0369	Vertical
11/13/2023 8:45	0.04	Longitudinal
11/14/2023 7:17	0.049	Vertical
11/15/2023 9:46	0.0946	Transverse
11/16/2023 6:30	0.0462	Vertical
11/17/2023 11:46	0.0416	Vertical
11/18/2023 10:59	0.0251	Longitudinal
11/19/2023 18:30	0.0369	Transverse
11/20/2023 13:30	0.0624	Longitudinal

8966 Collins VM Vibration Monitor - Maximum Daily Values		
Timestamp	Peak Particle Velocity (in./sec.)	Axis (Longitudinal/Transverse/Vertical)
11/21/2023 14:45	0.1179	Longitudinal
11/22/2023 8:59	0.0562	Vertical
11/23/2023 22:15	0.0375	Vertical
11/24/2023 13:15	0.0236	Vertical
11/25/2023 10:15	0.0171	Vertical
11/26/2023 18:59	0.0236	Longitudinal
11/27/2023 10:15	0.1462	Vertical
11/28/2023 18:45	0.0267	Vertical
11/29/2023 22:16	0.0385	Vertical
11/30/2023 5:31	0.0351	Longitudinal
12/1/2023 11:30	0.041	Vertical
12/2/2023 12:45	0.0307	Vertical
12/3/2023 16:46	0.0543	Vertical
12/4/2023 2:59	0.032	Vertical
12/5/2023 18:00	0.0385	Transverse
12/6/2023 9:30	0.0301	Vertical
12/7/2023 7:45	0.049	Vertical
12/8/2023 17:15	0.0562	Vertical
12/9/2023 15:15	0.0351	Vertical
12/10/2023 12:31	0.0372	Vertical
12/11/2023 8:15	0.0254	Longitudinal
12/12/2023 9:15	0.0276	Longitudinal
12/13/2023 9:45	0.041	Vertical
12/14/2023 13:30	0.0332	Longitudinal
12/15/2023 14:45	0.036	Vertical
12/16/2023 14:15	0.0258	Vertical
12/17/2023 12:00	0.0174	Vertical
12/18/2023 10:46	0.0372	Transverse
12/19/2023 12:15	0.1828	Transverse
12/20/2023 8:45	0.0441	Vertical
12/21/2023 12:47	0.0407	Longitudinal
12/22/2023 14:17	0.0341	Vertical
12/23/2023 16:32	0.0363	Transverse
12/24/2023 14:17	0.0391	Vertical
12/25/2023 14:30	0.0323	Vertical
12/26/2023 9:30	0.0295	Transverse
12/27/2023 8:45	0.0273	Transverse
12/28/2023 4:30	0.0363	Vertical
12/29/2023 14:30	0.0323	Vertical
12/30/2023 12:15	0.0351	Vertical
12/31/2023 14:30	0.0276	Vertical
1/1/2024 17:30	0.0273	Transverse
1/2/2024 22:46	0.0341	Longitudinal

8966 Collins VM Vibration Monitor - Maximum Daily Values		
Timestamp	Peak Particle Velocity (in./sec.)	Axis (Longitudinal/Transverse/Vertical)
1/3/2024 10:59	0.0422	Vertical
1/4/2024 15:46	0.0351	Vertical
1/5/2024 10:15	0.0658	Vertical
1/6/2024 14:30	0.0366	Vertical
1/7/2024 16:15	0.023	Vertical
1/8/2024 12:59	0.0223	Transverse
1/9/2024 8:59	0.036	Vertical
1/10/2024 20:00	0.0562	Vertical
1/11/2024 9:16	0.0351	Transverse
1/12/2024 16:45	0.0363	Vertical
1/13/2024 12:30	0.0484	Vertical
1/14/2024 21:15	0.036	Vertical
1/15/2024 17:45	0.032	Vertical
1/16/2024 15:15	0.0251	Vertical
1/17/2024 10:59	0.0438	Longitudinal
1/18/2024 10:15	0.1409	Vertical
1/19/2024 15:45	0.0391	Vertical
1/20/2024 14:30	0.0313	Vertical
1/21/2024 19:15	0.0348	Vertical
1/22/2024 10:47	0.0555	Longitudinal
1/23/2024 12:02	0.0469	Transverse
1/24/2024 5:32	0.0618	Transverse
1/25/2024 15:45	0.0586	Longitudinal
1/26/2024 17:45	0.0636	Longitudinal
1/27/2024 15:45	0.0348	Vertical
1/28/2024 17:15	0.0422	Vertical
1/29/2024 10:15	0.0388	Longitudinal
1/30/2024 16:59	0.0313	Vertical
1/31/2024 8:01	0.0478	Vertical
2/1/2024 11:45	0.0382	Longitudinal
2/2/2024 16:15	0.045	Vertical
2/3/2024 16:00	0.0416	Vertical
2/4/2024 15:30	0.0344	Vertical
2/5/2024 7:45	0.022	Transverse
2/6/2024 11:31	0.108	Vertical
2/7/2024 17:15	0.0456	Longitudinal
2/8/2024 17:15	0.04	Vertical
2/9/2024 17:45	0.0465	Vertical
2/10/2024 15:45	0.0462	Vertical
2/11/2024 14:45	0.0363	Vertical
2/12/2024 3:45	0.0335	Vertical
2/13/2024 18:15	0.0317	Longitudinal
2/14/2024 8:59	0.0295	Vertical

8966 Collins VM Vibration Monitor - Maximum Daily Values		
Timestamp	Peak Particle Velocity (in./sec.)	Axis (Longitudinal/Transverse/Vertical)
2/15/2024 14:30	0.0254	Vertical
2/16/2024 10:59	0.0385	Vertical
2/17/2024 14:59	0.041	Vertical
2/18/2024 7:31	0.0177	Transverse
2/19/2024 15:45	0.027	Transverse
2/20/2024 16:45	0.0472	Transverse
2/21/2024 17:15	0.0317	Vertical
2/22/2024 20:59	0.0469	Vertical
2/23/2024 15:30	0.0403	Vertical
2/24/2024 17:30	0.04	Transverse
2/25/2024 17:45	0.0462	Transverse
2/26/2024 18:30	0.0344	Longitudinal
2/27/2024 12:30	0.0273	Vertical
2/28/2024 17:15	0.0317	Vertical
2/29/2024 18:30	0.0456	Longitudinal
3/1/2024 23:30	0.0351	Vertical
3/2/2024 6:59	0.0248	Transverse
3/3/2024 17:16	0.031	Vertical
3/4/2024 6:01	0.0242	Transverse
3/5/2024 11:15	0.0397	Longitudinal
3/6/2024 5:15	0.0227	Transverse
3/7/2024 5:45	0.0174	Transverse
3/8/2024 10:16	0.0528	Vertical
3/9/2024 19:45	0.0447	Transverse
3/10/2024 10:15	0.0354	Transverse
3/11/2024 17:45	0.0261	Vertical
3/12/2024 11:59	0.0574	Transverse
3/13/2024 18:30	0.0397	Longitudinal
3/14/2024 17:15	0.0239	Vertical
3/15/2024 17:45	0.0465	Vertical
3/16/2024 12:15	0.0264	Vertical
3/17/2024 19:59	0.0326	Vertical
3/18/2024 13:59	0.0183	Vertical
3/19/2024 13:15	0.0202	Vertical
3/20/2024 10:31	0.0416	Vertical
3/21/2024 19:59	0.0453	Vertical
3/22/2024 7:59	0.0484	Vertical
3/23/2024 22:46	0.0146	Vertical
3/24/2024 12:45	0.0161	Transverse
3/25/2024 0:15	0.04	Longitudinal
3/26/2024 13:45	0.0307	Vertical
3/27/2024 9:00	0.0351	Vertical
3/28/2024 21:15	0.022	Vertical

8966 Collins VM Vibration Monitor - Maximum Daily Values		
Timestamp	Peak Particle Velocity (in./sec.)	Axis (Longitudinal/Transverse/Vertical)
3/29/2024 10:16	0.0493	Vertical
3/30/2024 9:45	0.0301	Vertical
3/31/2024 20:45	0.0403	Vertical
4/1/2024 21:15	0.0267	Vertical
4/2/2024 21:16	0.0425	Vertical
4/3/2024 11:15	0.032	Vertical
4/4/2024 13:15	0.0593	Vertical
4/5/2024 11:59	0.0723	Vertical
4/6/2024 19:30	0.0394	Vertical
4/7/2024 13:15	0.023	Vertical
4/8/2024 17:31	0.0285	Longitudinal
4/9/2024 15:45	0.0276	Vertical
4/10/2024 22:16	0.0168	Vertical
4/11/2024 7:45	0.0233	Vertical
4/12/2024 15:45	0.027	Vertical
4/13/2024 14:15	0.0307	Vertical
4/14/2024 15:45	0.0344	Vertical
4/15/2024 16:45	0.0413	Vertical
4/16/2024 18:45	0.036	Vertical
4/17/2024 7:30	0.0202	Vertical
4/18/2024 14:15	0.0217	Vertical
4/19/2024 20:45	0.0338	Vertical
4/20/2024 21:00	0.027	Vertical
4/21/2024 5:00	0.0258	Transverse
4/22/2024 5:45	0.0208	Transverse
4/23/2024 19:15	0.0258	Longitudinal
4/24/2024 4:15	0.023	Longitudinal
4/25/2024 19:30	0.027	Vertical
4/26/2024 0:15	0.0208	Vertical
4/27/2024 13:45	0.0239	Vertical
4/28/2024 17:30	0.031	Vertical
4/29/2024 16:45	0.0295	Vertical
4/30/2024 13:30	0.0242	Vertical
5/1/2024 21:15	0.0416	Vertical
5/2/2024 21:16	0.0441	Vertical
5/3/2024 16:45	0.0282	Vertical
5/4/2024 21:59	0.0205	Longitudinal
5/5/2024 5:45	0.018	Transverse
5/6/2024 21:30	0.0354	Vertical
5/7/2024 21:16	0.0326	Vertical
5/8/2024 21:15	0.0676	Vertical
5/9/2024 22:45	0.0354	Vertical
5/10/2024 17:59	0.0245	Vertical

8966 Collins VM Vibration Monitor - Maximum Daily Values		
Timestamp	Peak Particle Velocity (in./sec.)	Axis (Longitudinal/Transverse/Vertical)
5/11/2024 12:31	0.023	Vertical
5/12/2024 12:15	0.0177	Vertical
5/13/2024 19:59	0.0195	Vertical
5/14/2024 19:46	0.0285	Vertical
5/15/2024 19:15	0.0267	Vertical
5/16/2024 20:16	0.0202	Vertical
5/17/2024 4:45	0.014	Longitudinal
5/18/2024 0:45	0.022	Longitudinal
5/19/2024 15:45	0.0174	Vertical
5/20/2024 5:00	0.0164	Longitudinal
5/21/2024 14:07	0.4431	Transverse
5/22/2024 23:00	0.0295	Longitudinal
5/23/2024 23:45	0.0351	Longitudinal
5/24/2024 10:30	0.0428	Vertical
5/25/2024 23:45	0.0214	Longitudinal
5/26/2024 16:30	0.0186	Vertical
5/27/2024 7:31	0.0133	Longitudinal
5/28/2024 14:30	0.0245	Transverse
5/29/2024 10:15	0.022	Transverse
5/30/2024 22:15	0.0372	Longitudinal
5/31/2024 10:45	0.0462	Transverse
6/1/2024 20:30	0.0323	Longitudinal
6/2/2024 13:59	0.0332	Transverse
6/3/2024 20:45	0.0341	Vertical
6/4/2024 9:30	0.0341	Vertical
6/5/2024 9:59	0.0301	Transverse
6/6/2024 10:45	0.0478	Longitudinal
6/7/2024 1:01	0.0568	Vertical
6/8/2024 7:45	0.0183	Transverse
6/9/2024 4:45	0.0155	Transverse
6/10/2024 4:31	0.0183	Transverse
6/11/2024 5:01	0.0177	Transverse
6/12/2024 13:59	0.0438	Vertical
6/13/2024 16:30	0.0304	Transverse
6/14/2024 15:59	0.0242	Vertical
6/15/2024 6:16	0.0385	Longitudinal
6/16/2024 17:00	0.0149	Vertical
6/17/2024 18:45	0.0295	Vertical
6/18/2024 11:31	0.0794	Transverse
6/19/2024 21:30	0.0323	Vertical
6/20/2024 9:00	0.0369	Longitudinal
6/21/2024 15:00	0.0559	Vertical
6/22/2024 17:15	0.0419	Transverse

8966 Collins VM Vibration Monitor - Maximum Daily Values		
Timestamp	Peak Particle Velocity (in./sec.)	Axis (Longitudinal/Transverse/Vertical)
6/23/2024 13:45	0.0245	Vertical
6/24/2024 9:59	0.0754	Longitudinal
6/25/2024 17:30	0.0174	Longitudinal
6/26/2024 10:31	0.045	Transverse
6/27/2024 6:30	0.018	Transverse
6/28/2024 18:15	0.0444	Transverse
6/29/2024 18:46	0.05	Vertical
6/30/2024 12:45	0.0317	Transverse
7/1/2024 7:27	0.0276	Longitudinal
7/2/2024 16:46	0.0363	Vertical
7/3/2024 17:45	0.0245	Longitudinal
7/4/2024 9:45	0.036	Longitudinal
7/5/2024 1:00	0.0469	Transverse
7/6/2024 18:45	0.0227	Vertical
7/7/2024 9:30	0.0143	Vertical
7/8/2024 15:59	0.0307	Vertical
7/9/2024 7:00	0.018	Vertical
7/10/2024 10:15	0.0528	Vertical
7/11/2024 9:59	0.031	Longitudinal
7/12/2024 10:30	0.032	Longitudinal
7/13/2024 17:15	0.0289	Transverse
7/14/2024 19:45	0.0382	Transverse
7/15/2024 17:45	0.0217	Vertical
7/16/2024 21:00	0.0323	Longitudinal
7/17/2024 19:45	0.0217	Vertical
7/18/2024 10:15	0.0195	Longitudinal
7/19/2024 8:45	0.0717	Vertical
7/20/2024 7:59	0.0276	Vertical
7/21/2024 19:15	0.0534	Vertical
7/22/2024 7:30	0.0332	Longitudinal
7/23/2024 10:30	0.0391	Longitudinal
7/24/2024 19:15	0.027	Vertical
7/25/2024 17:30	0.0152	Longitudinal
7/26/2024 17:45	0.0279	Longitudinal
7/27/2024 15:45	0.0192	Vertical
7/28/2024 17:45	0.018	Vertical
7/29/2024 17:15	0.0304	Vertical
7/30/2024 15:00	0.0258	Vertical
7/31/2024 18:45	0.0382	Vertical
8/1/2024 10:30	0.0183	Transverse
8/2/2024 10:30	0.0233	Longitudinal
8/3/2024 17:45	0.0227	Vertical
8/4/2024 22:15	0.0276	Longitudinal

8966 Collins VM Vibration Monitor - Maximum Daily Values		
Timestamp	Peak Particle Velocity (in./sec.)	Axis (Longitudinal/Transverse/Vertical)
8/5/2024 7:59	0.0174	Transverse
8/6/2024 18:15	0.0298	Vertical
8/7/2024 18:31	0.0375	Transverse
8/8/2024 13:16	0.0245	Vertical
8/9/2024 10:45	0.0391	Vertical
8/10/2024 8:45	0.0295	Transverse
8/11/2024 19:16	0.018	Vertical
8/12/2024 10:45	0.0422	Transverse
8/13/2024 13:31	0.0211	Vertical
8/14/2024 8:45	0.0394	Transverse
8/15/2024 11:15	0.0307	Longitudinal
8/16/2024 23:00	0.0366	Transverse
8/17/2024 20:15	0.0279	Transverse
8/18/2024 22:15	0.0217	Transverse
8/19/2024 8:15	0.022	Transverse
8/20/2024 10:30	0.0909	Transverse
8/21/2024 12:31	0.0419	Transverse
8/22/2024 10:45	0.0295	Longitudinal
8/23/2024 9:45	0.0379	Transverse
8/24/2024 12:31	0.0239	Transverse
8/25/2024 0:31	0.0307	Transverse
8/26/2024 11:59	0.0878	Longitudinal
8/27/2024 10:45	0.0434	Vertical
8/28/2024 8:45	0.0382	Vertical
8/29/2024 15:15	0.0388	Vertical
8/30/2024 11:59	0.0475	Longitudinal
8/31/2024 13:30	0.0317	Transverse
9/1/2024 19:31	0.0292	Longitudinal
9/2/2024 18:46	0.0177	Vertical
9/3/2024 17:00	0.0282	Vertical
9/4/2024 12:30	0.0633	Vertical
9/5/2024 19:31	0.04	Vertical
9/6/2024 13:45	0.0453	Vertical
9/7/2024 22:45	0.0276	Vertical
9/8/2024 0:15	0.018	Transverse
9/9/2024 9:45	0.0304	Vertical
9/10/2024 0:30	0.0462	Vertical
9/11/2024 9:15	0.0599	Transverse
9/12/2024 10:45	0.0307	Vertical
9/13/2024 9:30	0.0658	Vertical
9/14/2024 0:45	0.0261	Transverse
9/15/2024 20:16	0.0205	Longitudinal
9/16/2024 9:59	0.0357	Vertical

8966 Collins VM Vibration Monitor - Maximum Daily Values		
Timestamp	Peak Particle Velocity (in./sec.)	Axis (Longitudinal/Transverse/Vertical)
9/17/2024 19:46	0.032	Transverse
9/18/2024 13:00	0.0481	Transverse
9/19/2024 9:45	0.0192	Transverse
9/20/2024 14:45	0.0304	Longitudinal
9/21/2024 19:46	0.0462	Transverse
9/22/2024 9:30	0.0192	Longitudinal
9/23/2024 10:30	0.0428	Transverse
9/24/2024 23:16	0.0791	Longitudinal
9/25/2024 9:00	0.0394	Longitudinal
9/26/2024 9:30	0.0434	Vertical
9/27/2024 8:45	0.0974	Vertical
9/28/2024 15:59	0.0164	Vertical
9/29/2024 15:59	0.0155	Vertical
9/30/2024 11:00	0.0714	Transverse
10/1/2024 10:46	0.0639	Transverse
10/2/2024 17:15	0.1552	Vertical
10/3/2024 10:30	0.0897	Vertical
10/4/2024 15:00	0.0776	Longitudinal
10/5/2024 17:46	0.0456	Vertical
10/6/2024 13:00	0.0133	Vertical
10/7/2024 14:46	0.2042	Transverse
10/8/2024 14:46	0.1344	Transverse
10/9/2024 15:15	0.0254	Vertical
10/10/2024 16:30	0.0251	Transverse
10/11/2024 13:15	0.2023	Transverse
10/12/2024 8:46	0.0137	Longitudinal
10/13/2024 11:45	0.0369	Longitudinal
10/14/2024 17:30	0.0211	Longitudinal
10/15/2024 15:16	0.0853	Transverse
10/16/2024 9:46	0.0835	Transverse
10/17/2024 13:30	0.077	Transverse
10/18/2024 0:45	0.0391	Vertical
10/19/2024 19:59	0.0518	Transverse
10/20/2024 15:59	0.0261	Vertical
10/21/2024 13:15	0.0462	Transverse
10/22/2024 17:15	0.1254	Longitudinal
10/23/2024 10:45	0.0667	Vertical
10/24/2024 9:30	0.0832	Transverse
10/25/2024 10:45	0.0794	Transverse
10/26/2024 15:45	0.0335	Vertical
10/27/2024 12:31	0.0227	Vertical
10/28/2024 11:59	0.0754	Transverse
10/29/2024 15:59	0.1015	Transverse

8966 Collins VM Vibration Monitor - Maximum Daily Values		
Timestamp	Peak Particle Velocity (in./sec.)	Axis (Longitudinal/Transverse/Vertical)
10/30/2024 12:16	0.0534	Longitudinal
10/31/2024 13:31	0.1043	Transverse
11/1/2024 13:01	0.0987	Transverse
11/2/2024 21:15	0.0298	Longitudinal
11/3/2024 12:59	0.0183	Vertical
11/4/2024 8:15	0.0568	Vertical
11/5/2024 8:59	0.0369	Transverse
11/6/2024 16:30	0.041	Longitudinal
11/7/2024 9:15	0.0819	Longitudinal
11/8/2024 14:15	0.0239	Transverse
11/9/2024 15:45	0.0388	Transverse
11/10/2024 22:30	0.0285	Transverse
11/11/2024 14:59	0.014	Longitudinal
11/12/2024 17:15	0.0915	Transverse
11/13/2024 8:15	0.0524	Vertical
11/14/2024 11:30	0.0552	Longitudinal
11/15/2024 16:30	0.0689	Longitudinal
11/16/2024 14:15	0.0292	Vertical
11/17/2024 18:00	0.0205	Vertical
11/18/2024 8:54	0.0413	Transverse
11/19/2024 16:30	0.0338	Vertical
11/20/2024 10:15	0.0348	Longitudinal
11/21/2024 10:01	0.0543	Vertical
11/22/2024 16:15	0.0375	Vertical
11/23/2024 18:45	0.0189	Transverse
11/24/2024 14:45	0.0317	Vertical
11/25/2024 18:00	0.0385	Longitudinal
11/26/2024 16:46	0.0326	Vertical
11/27/2024 22:00	0.0248	Longitudinal
11/28/2024 17:16	0.0354	Vertical
11/29/2024 7:15	0.0326	Vertical
11/30/2024 15:46	0.0375	Vertical
12/1/2024 9:15	0.0236	Longitudinal
12/2/2024 7:30	0.0276	Vertical
12/3/2024 13:45	0.0307	Transverse
12/4/2024 8:30	0.0503	Transverse
12/5/2024 12:45	0.0397	Vertical
12/6/2024 17:15	0.0369	Vertical
12/7/2024 1:45	0.0341	Longitudinal
12/8/2024 22:16	0.0456	Transverse
12/9/2024 0:59	0.1176	Transverse
12/10/2024 9:16	0.0624	Longitudinal
12/11/2024 8:59	0.0599	Transverse

8966 Collins VM Vibration Monitor - Maximum Daily Values		
Timestamp	Peak Particle Velocity (in./sec.)	Axis (Longitudinal/Transverse/Vertical)
12/12/2024 16:15	0.0279	Transverse
12/13/2024 9:45	0.0289	Vertical
12/14/2024 15:45	0.0472	Vertical
12/15/2024 23:15	0.0829	Longitudinal
12/16/2024 13:15	0.0515	Transverse
12/17/2024 12:00	0.0245	Vertical
12/18/2024 2:59	0.0689	Transverse
12/19/2024 3:15	0.0596	Vertical
12/20/2024 9:30	0.036	Vertical
12/21/2024 16:30	0.0251	Vertical
12/22/2024 8:30	0.0211	Longitudinal
12/23/2024 14:16	0.0363	Transverse
12/24/2024 15:30	0.0292	Vertical
12/25/2024 14:30	0.022	Vertical
12/26/2024 14:59	0.0267	Vertical
12/27/2024 10:00	0.0621	Longitudinal
12/28/2024 15:15	0.0292	Vertical
12/29/2024 18:00	0.0174	Transverse
12/30/2024 13:16	0.0419	Vertical
12/31/2024 16:00	0.0205	Vertical
1/1/2025 15:30	0.0214	Vertical
1/2/2025 8:15	0.022	Vertical
1/3/2025 16:00	0.0416	Longitudinal
1/4/2025 16:15	0.0503	Vertical
1/5/2025 16:30	0.0397	Vertical
1/6/2025 12:59	0.0267	Vertical
1/7/2025 14:15	0.0608	Transverse
1/8/2025 10:45	0.0285	Longitudinal
1/9/2025 11:15	0.0602	Longitudinal
1/10/2025 10:30	0.0298	Longitudinal
1/11/2025 14:15	0.031	Vertical
1/12/2025 20:59	0.054	Longitudinal
1/13/2025 22:15	0.0493	Vertical
1/14/2025 21:45	0.0462	Transverse
1/15/2025 21:15	0.0605	Transverse
1/16/2025 14:45	0.0385	Longitudinal
1/17/2025 10:30	0.0459	Transverse
1/18/2025 4:15	0.0171	Vertical
1/19/2025 16:17	0.0379	Vertical
1/20/2025 22:45	0.0205	Transverse
1/21/2025 23:30	0.0804	Transverse
1/22/2025 10:30	0.0388	Longitudinal
1/23/2025 9:15	0.0375	Transverse

8966 Collins VM Vibration Monitor - Maximum Daily Values		
Timestamp	Peak Particle Velocity (in./sec.)	Axis (Longitudinal/Transverse/Vertical)
1/24/2025 15:45	0.0394	Longitudinal
1/25/2025 18:15	0.0279	Transverse
1/26/2025 22:45	0.0754	Vertical
1/27/2025 21:45	0.0875	Transverse
1/28/2025 3:45	0.0906	Transverse
1/29/2025 14:00	0.0478	Longitudinal
1/30/2025 10:00	0.0329	Longitudinal
1/31/2025 16:59	0.0363	Vertical
2/1/2025 19:15	0.0313	Longitudinal
2/2/2025 10:45	0.0183	Vertical
2/3/2025 7:30	0.0307	Longitudinal
2/4/2025 11:15	0.0453	Vertical
2/5/2025 12:59	0.0562	Transverse
2/6/2025 17:45	0.0307	Transverse
2/7/2025 17:30	0.0465	Longitudinal
2/8/2025 16:45	0.0574	Vertical
2/9/2025 18:00	0.0258	Longitudinal
2/10/2025 17:45	0.0317	Longitudinal
2/11/2025 16:45	0.0289	Transverse
2/12/2025 11:45	0.0571	Vertical
2/13/2025 17:30	0.0335	Longitudinal
2/14/2025 14:59	0.0419	Transverse
2/15/2025 15:45	0.0369	Vertical
2/16/2025 14:45	0.0329	Vertical
2/17/2025 7:15	0.0285	Vertical
2/18/2025 8:30	0.0233	Vertical
2/19/2025 11:30	0.0419	Longitudinal
2/20/2025 17:15	0.0332	Longitudinal
2/21/2025 15:45	0.0335	Longitudinal
2/22/2025 10:00	0.0282	Transverse
2/23/2025 16:30	0.0137	Transverse
2/24/2025 16:59	0.0524	Longitudinal
2/25/2025 8:15	0.0797	Longitudinal
2/26/2025 12:15	0.0279	Longitudinal
2/27/2025 15:15	0.058	Transverse
2/28/2025 11:15	0.0565	Transverse
3/1/2025 0:45	0.0354	Longitudinal
3/2/2025 18:45	0.0369	Longitudinal
3/3/2025 9:30	0.0267	Vertical
3/4/2025 14:00	0.027	Vertical
3/5/2025 18:30	0.0195	Longitudinal
3/6/2025 18:15	0.0248	Vertical
3/7/2025 16:45	0.036	Vertical

8966 Collins VM Vibration Monitor - Maximum Daily Values		
Timestamp	Peak Particle Velocity (in./sec.)	Axis (Longitudinal/Transverse/Vertical)
3/8/2025 20:59	0.0248	Vertical
3/9/2025 16:15	0.0118	Vertical
3/10/2025 7:59	0.0366	Vertical
3/11/2025 15:06	0.889	Longitudinal
3/12/2025 9:15	0.0754	Longitudinal
3/13/2025 17:45	0.0261	Vertical
3/14/2025 14:31	0.022	Vertical
3/15/2025 8:15	0.013	Vertical
3/16/2025 19:16	0.0251	Vertical
3/17/2025 10:30	0.032	Longitudinal
3/18/2025 10:15	0.0422	Longitudinal
3/19/2025 20:30	0.045	Vertical
3/20/2025 11:00	0.0298	Vertical
3/21/2025 17:15	0.0754	Vertical
3/22/2025 17:30	0.0242	Vertical
3/23/2025 0:30	0.0146	Longitudinal
3/24/2025 10:45	0.0394	Vertical
3/25/2025 11:00	0.0276	Vertical
3/26/2025 20:15	0.0192	Longitudinal
3/27/2025 9:00	0.027	Longitudinal
3/28/2025 10:45	0.0357	Transverse
3/29/2025 9:00	0.0152	Longitudinal
3/30/2025 17:30	0.0186	Transverse
3/31/2025 9:46	0.0937	Transverse
4/1/2025 18:15	0.0357	Transverse
4/2/2025 9:15	0.0667	Transverse
4/3/2025 11:45	0.1018	Transverse
4/4/2025 12:46	0.0441	Transverse
4/5/2025 17:15	0.0282	Vertical
4/6/2025 17:59	0.0304	Vertical
4/7/2025 14:45	0.0782	Transverse
4/8/2025 9:15	0.0667	Transverse
4/9/2025 9:45	0.1095	Transverse
4/10/2025 11:00	0.0701	Transverse
4/11/2025 13:30	0.0909	Transverse
4/12/2025 15:45	0.018	Vertical
4/13/2025 17:45	0.0186	Longitudinal
4/14/2025 9:30	0.0757	Transverse
4/15/2025 9:45	0.0717	Longitudinal
4/16/2025 17:00	0.0307	Vertical
4/17/2025 11:15	0.027	Transverse
4/18/2025 8:30	0.0192	Vertical
4/19/2025 21:15	0.0258	Vertical

8966 Collins VM Vibration Monitor - Maximum Daily Values		
Timestamp	Peak Particle Velocity (in./sec.)	Axis (Longitudinal/Transverse/Vertical)
4/20/2025 7:45	0.0279	Longitudinal
4/21/2025 7:59	0.0236	Vertical
4/22/2025 20:15	0.0307	Vertical
4/23/2025 9:00	0.0341	Vertical
4/24/2025 7:46	0.0487	Vertical
4/25/2025 11:00	0.0285	Vertical
4/26/2025 17:30	0.0236	Vertical
4/27/2025 11:15	0.0242	Vertical
4/28/2025 7:59	0.019	Transverse
4/29/2025 8:15	0.027	Vertical
4/30/2025 8:30	0.029	Vertical
5/1/2025 16:15	0.024	Vertical
5/2/2025 7:59	0.024	Longitudinal
5/3/2025 7:59	0.016	Longitudinal
5/4/2025 12:15	0.034	Vertical
5/5/2025 8:15	0.014	Transverse
5/6/2025 9:00	0.023	Vertical
5/7/2025 9:00	0.024	Vertical
5/8/2025 8:46	0.02	Longitudinal
5/9/2025 11:30	0.018	Vertical
5/10/2025 19:59	0.027	Vertical
5/11/2025 11:59	0.021	Transverse
5/12/2025 8:45	0.013	Vertical
5/13/2025 10:45	0.053	Transverse
5/14/2025 13:30	0.052	Longitudinal
5/15/2025 8:16	0.04	Longitudinal
5/16/2025 17:00	0.051	Transverse
5/17/2025 20:45	0.015	Longitudinal
5/18/2025 19:59	0.034	Vertical
5/19/2025 22:30	0.033	Longitudinal
5/20/2025 9:45	0.026	Longitudinal
5/21/2025 8:45	0.029	Longitudinal
5/22/2025 9:15	0.021	Vertical
5/23/2025 12:15	0.019	Longitudinal
5/24/2025 17:00	0.011	Vertical
5/25/2025 12:30	0.016	Vertical
5/26/2025 8:31	0.074	Longitudinal
5/27/2025 11:15	0.024	Transverse
5/28/2025 17:00	0.019	Longitudinal
5/29/2025 16:30	0.031	Longitudinal
5/30/2025 11:45	0.024	Longitudinal
5/31/2025 8:16	0.028	Vertical
6/1/2025 23:30	0.02	Vertical

8966 Collins VM Vibration Monitor - Maximum Daily Values		
Timestamp	Peak Particle Velocity (in./sec.)	Axis (Longitudinal/Transverse/Vertical)
6/2/2025 16:30	0.029	Longitudinal
6/3/2025 11:00	0.03	Longitudinal
6/4/2025 14:15	0.032	Longitudinal
6/5/2025 12:30	0.026	Longitudinal
6/6/2025 9:59	0.041	Longitudinal
6/7/2025 2:30	0.042	Longitudinal
6/8/2025 9:15	0.014	Transverse
6/9/2025 12:47	0.026	Longitudinal
6/10/2025 15:30	0.021	Transverse
6/11/2025 13:00	0.025	Longitudinal
6/12/2025 17:30	0.033	Longitudinal
6/13/2025 11:30	0.017	Longitudinal
6/14/2025 11:30	0.021	Transverse
6/15/2025 11:30	0.02	Longitudinal
6/16/2025 10:15	0.02	Transverse
6/17/2025 9:30	0.05	Vertical
6/18/2025 7:45	0.016	Transverse
6/19/2025 21:59	0.017	Vertical
6/20/2025 9:15	0.024	Longitudinal
6/21/2025 17:45	0.028	Longitudinal
6/22/2025 1:00	0.012	Vertical
6/23/2025 15:45	0.016	Longitudinal
6/24/2025 7:00	0.016	Longitudinal
6/25/2025 23:15	0.048	Longitudinal
6/26/2025 13:00	0.02	Longitudinal
6/27/2025 7:59	0.016	Vertical
6/28/2025 8:45	0.012	Vertical
6/29/2025 20:45	0.02	Vertical
6/30/2025 8:30	0.015	Vertical
7/1/2025 13:15	0.022	Vertical
7/2/2025 7:15	0.017	Vertical
7/3/2025 13:45	0.049	Vertical
7/4/2025 7:15	0.017	Transverse
7/5/2025 13:30	0.018	Transverse
7/6/2025 12:31	0.016	Longitudinal
7/7/2025 15:30	0.024	Longitudinal
7/8/2025 19:00	0.037	Transverse
7/9/2025 16:15	0.027	Transverse
7/10/2025 10:30	0.016	Vertical
7/11/2025 8:45	0.017	Transverse
7/12/2025 9:59	0.025	Transverse
7/13/2025 11:00	0.032	Transverse
7/14/2025 11:15	0.023	Transverse

8966 Collins VM Vibration Monitor - Maximum Daily Values		
Timestamp	Peak Particle Velocity (in./sec.)	Axis (Longitudinal/Transverse/Vertical)
7/15/2025 9:00	0.035	Transverse
7/16/2025 19:00	0.028	Transverse
7/17/2025 11:30	0.03	Transverse
7/18/2025 15:15	0.031	Longitudinal
7/19/2025 13:00	0.018	Transverse
7/20/2025 11:30	0.015	Longitudinal
7/21/2025 8:45	0.034	Vertical
7/22/2025 11:59	0.018	Transverse
7/23/2025 7:45	0.024	Transverse
7/24/2025 7:45	0.025	Transverse
7/25/2025 19:45	0.017	Longitudinal
7/26/2025 8:15	0.023	Vertical
7/27/2025 8:45	0.019	Vertical
7/28/2025 12:30	0.016	Transverse
7/29/2025 15:00	0.029	Longitudinal
7/30/2025 9:45	0.021	Transverse
7/31/2025 17:15	0.038	Longitudinal
8/1/2025 16:30	0.024	Longitudinal
8/2/2025 17:59	0.016	Vertical
8/3/2025 11:59	0.019	Transverse
8/4/2025 10:15	0.019	Vertical
8/5/2025 7:59	0.023	Longitudinal
8/6/2025 1:15	0.01	Vertical
8/7/2025 15:45	0.028	Transverse
8/8/2025 17:59	0.02	Transverse
8/9/2025 2:45	0.02	Transverse
8/10/2025 13:15	0.012	Longitudinal
8/11/2025 8:30	0.021	Longitudinal
8/12/2025 19:00	0.028	Transverse
8/13/2025 18:45	0.032	Longitudinal
8/14/2025 8:15	0.029	Transverse
8/15/2025 19:00	0.025	Transverse
8/16/2025 11:45	0.015	Longitudinal
8/17/2025 11:45	0.025	Vertical
8/18/2025 7:15	0.026	Vertical
8/19/2025 7:45	0.025	Longitudinal
8/20/2025 8:15	0.028	Transverse
8/21/2025 8:45	0.012	Vertical
8/22/2025 17:00	0.027	Longitudinal
8/23/2025 13:30	0.016	Longitudinal
8/24/2025 11:45	0.013	Longitudinal
8/25/2025 7:00	0.014	Longitudinal
8/26/2025 7:59	0.021	Transverse

8966 Collins VM Vibration Monitor - Maximum Daily Values		
Timestamp	Peak Particle Velocity (in./sec.)	Axis (Longitudinal/Transverse/Vertical)
8/27/2025 9:59	0.022	Transverse
8/28/2025 15:30	0.042	Vertical
8/29/2025 15:59	0.034	Transverse
8/30/2025 9:01	0.024	Vertical
8/31/2025 10:15	0.038	Transverse
9/1/2025 18:30	0.019	Transverse
9/2/2025 9:30	0.016	Longitudinal
9/3/2025 16:30	0.02	Transverse
9/4/2025 17:59	0.031	Transverse
9/5/2025 22:30	0.035	Transverse
9/6/2025 16:15	0.03	Transverse
9/7/2025 1:45	0.016	Transverse
9/8/2025 16:30	0.025	Transverse
9/9/2025 1:01	0.016	Vertical
9/10/2025 14:30	0.036	Transverse
9/11/2025 8:30	0.016	Transverse
9/12/2025 11:30	0.142	Vertical
9/13/2025 17:59	0.033	Transverse
9/14/2025 1:30	0.015	Longitudinal
9/15/2025 19:00	0.043	Transverse
9/16/2025 15:00	0.019	Longitudinal
9/17/2025 13:45	0.024	Vertical
9/18/2025 16:15	0.018	Transverse
9/19/2025 9:59	0.027	Longitudinal
9/20/2025 19:45	0.041	Transverse
9/21/2025 18:30	0.016	Vertical
9/22/2025 16:15	0.048	Transverse
9/23/2025 10:15	0.039	Transverse
9/24/2025 7:15	0.038	Transverse
9/25/2025 11:15	0.073	Longitudinal
9/26/2025 7:59	0.041	Transverse
9/27/2025 19:59	0.014	Longitudinal
9/28/2025 12:16	0.014	Vertical
9/29/2025 11:15	0.024	Longitudinal
9/30/2025 7:15	0.036	Transverse
10/1/2025 9:00	0.043	Transverse
10/2/2025 9:59	0.03	Longitudinal
10/3/2025 14:30	0.042	Longitudinal
10/4/2025 12:45	0.025	Vertical
10/5/2025 18:31	0.012	Transverse
10/6/2025 13:31	0.025	Longitudinal
10/7/2025 11:45	0.05	Longitudinal
10/8/2025 9:59	0.032	Longitudinal

8966 Collins VM Vibration Monitor - Maximum Daily Values		
Timestamp	Peak Particle Velocity (in./sec.)	Axis (Longitudinal/Transverse/Vertical)
10/9/2025 15:30	0.064	Vertical
10/10/2025 9:59	0.054	Longitudinal
10/11/2025 15:30	0.028	Longitudinal
10/12/2025 15:30	0.016	Transverse
10/13/2025 19:00	0.027	Longitudinal
10/14/2025 9:15	0.045	Longitudinal
10/15/2025 22:45	0.063	Longitudinal
10/16/2025 1:45	0.073	Longitudinal
10/17/2025 9:00	0.056	Vertical
10/18/2025 21:15	0.032	Longitudinal
10/19/2025 15:30	0.034	Longitudinal
10/20/2025 23:15	0.138	Longitudinal
10/21/2025 22:15	0.111	Longitudinal
10/22/2025 9:59	0.137	Longitudinal
10/23/2025 2:45	0.138	Longitudinal
10/24/2025 7:15	0.023	Transverse
10/25/2025 13:59	0.015	Transverse
10/26/2025 19:15	0.015	Transverse
10/27/2025 12:15	0.035	Vertical
10/28/2025 7:59	0.03	Transverse
10/29/2025 8:45	0.017	Longitudinal
10/30/2025 8:45	0.024	Longitudinal
10/31/2025 11:30	0.037	Vertical
11/1/2025 11:45	0.021	Longitudinal
11/2/2025 16:30	0.012	Transverse
11/3/2025 8:15	0.019	Longitudinal
11/4/2025 8:15	0.025	Transverse
11/5/2025 16:46	0.03	Transverse
11/6/2025 11:15	0.042	Vertical
11/7/2025 16:30	0.04	Vertical
11/8/2025 16:45	0.017	Longitudinal
11/9/2025 19:30	0.031	Transverse
11/10/2025 8:15	0.028	Transverse
11/11/2025 18:15	0.038	Longitudinal
11/12/2025 18:59	0.074	Longitudinal
11/13/2025 21:15	0.074	Longitudinal
11/14/2025 2:15	0.064	Longitudinal
11/15/2025 1:15	0.07	Longitudinal
11/16/2025 0:32	0.058	Longitudinal
11/17/2025 22:01	0.059	Longitudinal
11/18/2025 3:16	0.08	Vertical
11/19/2025 0:00	0.068	Vertical
11/20/2025 19:30	0.055	Vertical

8966 Collins VM Vibration Monitor - Maximum Daily Values		
Timestamp	Peak Particle Velocity (in./sec.)	Axis (Longitudinal/Transverse/Vertical)
11/21/2025 1:15	0.054	Longitudinal
11/22/2025 13:30	0.027	Vertical
11/23/2025 15:45	0.013	Vertical
11/24/2025 18:59	0.021	Vertical
11/25/2025 22:31	0.034	Transverse
11/26/2025 0:30	0.038	Transverse
11/27/2025 21:46	0.016	Longitudinal
11/28/2025 18:16	0.025	Longitudinal
11/29/2025 15:45	0.032	Transverse
11/30/2025 16:00	0.015	Longitudinal
12/1/2025 22:00	0.062	Transverse
12/2/2025 22:30	0.081	Longitudinal
12/3/2025 2:59	0.034	Longitudinal
12/4/2025 23:31	0.064	Longitudinal
12/5/2025 2:00	0.101	Transverse
12/6/2025 13:45	0.04	Longitudinal
12/7/2025 11:15	0.033	Longitudinal
12/8/2025 20:45	0.035	Longitudinal
12/9/2025 20:01	0.041	Longitudinal
12/10/2025 22:59	0.061	Longitudinal
12/11/2025 0:30	0.063	Longitudinal
12/12/2025 6:59	0.044	Longitudinal
12/13/2025 2:15	0.045	Longitudinal
12/14/2025 22:00	0.046	Longitudinal
12/15/2025 13:45	0.053	Longitudinal
12/16/2025 7:15	0.048	Longitudinal
12/17/2025 0:59	0.082	Longitudinal
12/18/2025 22:46	0.034	Longitudinal
12/19/2025 20:59	0.037	Longitudinal
12/20/2025 10:59	0.043	Longitudinal
12/21/2025 19:30	0.04	Longitudinal
12/22/2025 19:45	0.037	Longitudinal
12/23/2025 11:24	0.071	Longitudinal
12/24/2025 18:45	0.045	Longitudinal
12/25/2025 7:45	0.039	Longitudinal
12/26/2025 17:46	0.046	Longitudinal
12/27/2025 22:00	0.046	Longitudinal
12/28/2025 22:30	0.042	Longitudinal
12/29/2025 16:16	0.047	Longitudinal
12/30/2025 14:45	0.046	Longitudinal
12/31/2025 21:45	0.053	Longitudinal
1/1/2026 2:45	0.047	Longitudinal
1/2/2026 0:45	0.046	Longitudinal

8966 Collins VM Vibration Monitor - Maximum Daily Values		
Timestamp	Peak Particle Velocity (in./sec.)	Axis (Longitudinal/Transverse/Vertical)
1/3/2026 7:45	0.046	Longitudinal
1/4/2026 21:31	0.051	Longitudinal
1/5/2026 20:17	0.05	Longitudinal
1/6/2026 13:55	0.08	Vertical
1/7/2026 7:30	0.049	Longitudinal
1/8/2026 4:00	0.042	Longitudinal
1/9/2026 6:59	0.041	Longitudinal
1/10/2026 0:15	0.046	Longitudinal
1/11/2026 9:30	0.043	Longitudinal
1/12/2026 20:45	0.042	Longitudinal
1/13/2026 21:30	0.052	Longitudinal
1/14/2026 7:15	0.054	Longitudinal
1/15/2026 2:30	0.049	Longitudinal
1/16/2026 20:30	0.051	Longitudinal
1/17/2026 1:30	0.051	Longitudinal
1/18/2026 19:30	0.05	Longitudinal
1/19/2026 20:30	0.049	Longitudinal
1/20/2026 0:15	0.052	Longitudinal
1/21/2026 20:15	0.048	Longitudinal
1/22/2026 20:00	0.052	Longitudinal
1/23/2026 17:45	0.055	Longitudinal
1/24/2026 6:59	0.058	Longitudinal
1/25/2026 18:59	0.05	Transverse
1/26/2026 22:59	0.048	Longitudinal
1/27/2026 19:30	0.048	Longitudinal
1/28/2026 19:45	0.063	Longitudinal
1/29/2026 6:00	0.053	Longitudinal
1/30/2026 17:30	0.048	Longitudinal
1/31/2026 14:45	0.059	Longitudinal
2/1/2026 2:15	0.055	Longitudinal
2/2/2026 19:16	0.051	Longitudinal
2/3/2026 22:15	0.071	Longitudinal
2/4/2026 19:45	0.054	Longitudinal
2/5/2026 19:29	0.052	Longitudinal
2/6/2026 9:15	0.048	Longitudinal
2/7/2026 19:00	0.06	Longitudinal
2/8/2026 11:00	0.054	Longitudinal
2/9/2026 7:00	0.051	Longitudinal
2/10/2026 21:30	0.074	Longitudinal
2/11/2026 21:30	0.052	Longitudinal
2/12/2026 23:45	0.043	Longitudinal
2/13/2026 0:15	0.066	Longitudinal
2/14/2026 18:30	0.039	Vertical

8966 Collins VM Vibration Monitor - Maximum Daily Values		
Timestamp	Peak Particle Velocity (in./sec.)	Axis (Longitudinal/Transverse/Vertical)
2/15/2026 15:00	0.038	Vertical
2/16/2026 20:45	0.037	Vertical
2/17/2026 7:29	0.038	Vertical
2/18/2026 8:30	0.049	Vertical
2/19/2026 9:45	0.042	Transverse
2/20/2026 10:45	0.033	Vertical
2/21/2026 19:15	0.037	Vertical
2/22/2026 16:15	0.016	Longitudinal
2/23/2026 9:15	0.027	Longitudinal
2/24/2026 16:30	0.048	Vertical
2/25/2026 2:30	0.065	Vertical
2/26/2026 7:00	0.036	Vertical
2/27/2026 0:45	0.036	Longitudinal
2/28/2026 9:45	0.023	Vertical
3/1/2026 11:00	0.014	Vertical
3/2/2026 23:15	0.0348	Vertical
3/3/2026 3:15	0.0546	Transverse
3/4/2026 14:00	0.0574	Vertical
3/5/2026 7:00	0.0431	Transverse
3/6/2026 9:45	0.1021	Vertical
3/7/2026 23:45	0.0223	Longitudinal
3/8/2026 22:15	0.0298	Longitudinal

9001 Collins VM1 Vibration Monitor - Maximum Daily Values		
Timestamp	Peak Particle Velocity (in./sec.)	Axis (Longitudinal/Transverse/Vertical)
4/19/2023 20:00	0.0084	Vertical
4/20/2023 21:15	0.0161	Longitudinal
4/21/2023 7:15	0.0115	Vertical
4/22/2023 7:00	0.0143	Vertical
4/23/2023 1:30	0.0115	Vertical
4/24/2023 1:45	0.0127	Vertical
4/25/2023 4:45	0.0214	Longitudinal
4/26/2023 15:30	0.0146	Longitudinal
4/27/2023 14:15	0.0155	Vertical
4/28/2023 12:45	0.1154	Longitudinal
4/29/2023 20:15	0.0127	Vertical
4/30/2023 7:59	0.0115	Vertical
5/1/2023 10:00	0.0158	Vertical
5/2/2023 5:30	0.013	Vertical
5/3/2023 19:30	0.0133	Vertical
5/4/2023 10:45	0.1213	Longitudinal
5/5/2023 13:57	0.0481	Longitudinal
5/6/2023 1:15	0.0161	Vertical
5/7/2023 9:15	0.0133	Vertical
5/8/2023 20:15	0.0109	Vertical
5/9/2023 9:30	0.0195	Vertical
5/10/2023 19:15	0.0109	Vertical
5/11/2023 19:15	0.0106	Vertical
5/12/2023 1:45	0.0115	Vertical
5/13/2023 10:00	0.013	Vertical
5/14/2023 18:30	0.0112	Vertical
5/15/2023 11:00	0.0115	Vertical
5/16/2023 19:45	0.0118	Vertical
5/17/2023 9:15	0.0143	Vertical
5/18/2023 14:45	0.1542	Longitudinal
5/19/2023 9:45	0.0102	Vertical
5/20/2023 7:59	0.014	Vertical
5/21/2023 7:30	0.0112	Vertical
5/22/2023 9:45	0.013	Vertical
5/23/2023 10:15	0.0161	Vertical
5/24/2023 11:30	0.0137	Transverse
5/25/2023 13:30	0.0118	Vertical
5/26/2023 10:02	0.0106	Transverse
5/27/2023 3:32	0.0183	Vertical
5/28/2023 8:32	0.0106	Vertical
5/29/2023 4:17	0.0115	Vertical
5/30/2023 13:47	0.0102	Vertical
6/2/2023 19:47	0.0152	Vertical

9001 Collins VM1 Vibration Monitor - Maximum Daily Values		
Timestamp	Peak Particle Velocity (in./sec.)	Axis (Longitudinal/Transverse/Vertical)
6/3/2023 11:15	0.0102	Vertical
6/4/2023 14:15	0.013	Vertical
6/5/2023 13:01	0.0174	Transverse
6/6/2023 6:31	0.0118	Vertical
6/7/2023 11:45	0.0143	Vertical
6/8/2023 23:15	0.0121	Vertical
6/9/2023 0:15	0.0279	Longitudinal
6/10/2023 16:16	0.013	Vertical
6/11/2023 10:15	0.0118	Vertical
6/12/2023 11:15	0.0223	Vertical
6/13/2023 11:16	0.0115	Vertical
6/14/2023 19:15	0.0174	Transverse
6/15/2023 10:45	0.0152	Vertical
6/16/2023 16:00	0.0211	Vertical
6/17/2023 19:15	0.0186	Vertical
6/18/2023 19:15	0.0137	Vertical
6/19/2023 16:15	0.013	Vertical
6/20/2023 13:30	0.0133	Vertical
6/21/2023 16:30	0.0248	Vertical
6/22/2023 0:00	0.0121	Vertical
6/23/2023 15:45	0.0233	Longitudinal
6/24/2023 12:45	0.013	Vertical
6/25/2023 10:00	0.0183	Longitudinal
6/26/2023 12:45	0.0115	Vertical
6/27/2023 10:45	0.1452	Transverse
6/28/2023 20:45	0.0118	Vertical
6/29/2023 0:15	0.0118	Vertical
6/30/2023 17:30	0.0124	Vertical
7/1/2023 17:45	0.0121	Vertical
7/2/2023 10:30	0.0121	Vertical
7/3/2023 11:30	0.0304	Vertical
7/4/2023 8:45	0.0127	Vertical
7/5/2023 12:30	0.0195	Vertical
7/6/2023 6:30	0.0121	Vertical
7/7/2023 23:30	0.0115	Vertical
7/8/2023 7:15	0.0152	Vertical
7/9/2023 11:00	0.0164	Vertical
7/10/2023 22:30	0.0112	Vertical
7/11/2023 7:45	0.0115	Vertical
7/12/2023 22:15	0.0106	Vertical
7/13/2023 16:30	0.013	Vertical
7/14/2023 9:00	0.0217	Vertical
7/15/2023 9:45	0.0112	Vertical

9001 Collins VM1 Vibration Monitor - Maximum Daily Values		
Timestamp	Peak Particle Velocity (in./sec.)	Axis (Longitudinal/Transverse/Vertical)
7/16/2023 5:45	0.013	Vertical
7/17/2023 12:00	0.0313	Vertical
7/18/2023 7:59	0.0208	Transverse
7/19/2023 18:30	0.0711	Transverse
7/20/2023 14:45	0.0335	Longitudinal
7/21/2023 4:45	0.0487	Vertical
7/22/2023 8:15	0.0124	Vertical
7/23/2023 19:59	0.0118	Vertical
7/24/2023 12:45	0.0202	Vertical
7/25/2023 9:15	0.0102	Vertical
7/26/2023 10:15	0.0186	Longitudinal
7/27/2023 20:46	0.0109	Vertical
7/28/2023 11:00	0.0161	Longitudinal
7/29/2023 5:30	0.0149	Transverse
7/30/2023 11:00	0.0124	Vertical
7/31/2023 9:00	0.0295	Longitudinal
8/1/2023 12:30	0.0261	Longitudinal
8/2/2023 13:00	0.0313	Vertical
8/3/2023 10:45	0.0565	Vertical
8/4/2023 16:00	0.0174	Vertical
8/5/2023 0:30	0.0124	Vertical
8/6/2023 9:45	0.0115	Vertical
8/7/2023 13:45	0.0254	Vertical
8/8/2023 9:15	0.0251	Vertical
8/9/2023 10:30	0.0214	Vertical
8/10/2023 12:15	0.0133	Longitudinal
8/11/2023 16:30	0.0279	Longitudinal
8/12/2023 22:15	0.0121	Vertical
8/13/2023 21:30	0.0124	Vertical
8/14/2023 13:30	0.0189	Vertical
8/15/2023 9:00	0.0223	Vertical
8/16/2023 11:45	0.027	Vertical
8/17/2023 10:45	0.0183	Vertical
8/18/2023 13:15	0.0217	Vertical
8/19/2023 19:30	0.0112	Vertical
8/20/2023 16:45	0.0189	Vertical
8/21/2023 7:15	0.0099	Vertical
8/22/2023 9:30	0.0391	Vertical
8/23/2023 10:00	0.0484	Transverse
8/24/2023 17:38	0.0524	Transverse
8/25/2023 9:31	0.0441	Vertical
8/26/2023 9:15	0.0112	Vertical
8/27/2023 10:00	0.0118	Vertical

9001 Collins VM1 Vibration Monitor - Maximum Daily Values		
Timestamp	Peak Particle Velocity (in./sec.)	Axis (Longitudinal/Transverse/Vertical)
8/28/2023 10:15	0.0295	Vertical
8/29/2023 16:00	0.0379	Vertical
8/30/2023 10:45	0.0394	Vertical
8/31/2023 15:00	0.0397	Vertical
9/1/2023 15:30	0.0577	Vertical
9/2/2023 17:00	0.0115	Vertical
9/3/2023 1:15	0.0118	Vertical
9/4/2023 4:45	0.0102	Vertical
9/5/2023 11:30	0.0407	Vertical
9/6/2023 23:01	0.0109	Vertical
9/7/2023 14:45	0.0344	Vertical
9/8/2023 16:15	0.036	Vertical
9/9/2023 19:45	0.0112	Vertical
9/10/2023 7:45	0.0124	Vertical
9/11/2023 16:45	0.0717	Vertical
9/12/2023 13:59	0.0351	Vertical
9/13/2023 14:46	0.04	Vertical
9/14/2023 23:00	0.0158	Vertical
9/15/2023 12:32	0.0481	Vertical
9/16/2023 13:30	0.0118	Vertical
9/17/2023 10:15	0.0115	Vertical
9/18/2023 9:00	0.0261	Longitudinal
9/19/2023 13:59	0.0133	Vertical
9/20/2023 10:00	0.0195	Transverse
9/21/2023 16:21	0.0559	Vertical
9/22/2023 8:31	0.0214	Transverse
9/23/2023 11:00	0.0115	Vertical
9/24/2023 22:45	0.0115	Vertical
9/25/2023 13:17	0.0189	Transverse
9/26/2023 9:30	0.0223	Longitudinal
9/27/2023 12:30	0.0202	Transverse
9/28/2023 14:15	0.0186	Longitudinal
9/29/2023 10:30	0.014	Vertical
9/30/2023 14:30	0.0121	Vertical
10/1/2023 13:00	0.0124	Vertical
10/2/2023 10:31	0.0152	Longitudinal
10/3/2023 12:30	0.0155	Vertical
10/4/2023 12:01	0.0158	Vertical
10/5/2023 12:39	0.072	Vertical
10/6/2023 13:59	0.0152	Transverse
10/7/2023 19:59	0.0121	Vertical
10/8/2023 19:59	0.0112	Vertical
10/9/2023 12:16	0.0481	Vertical

9001 Collins VM1 Vibration Monitor - Maximum Daily Values		
Timestamp	Peak Particle Velocity (in./sec.)	Axis (Longitudinal/Transverse/Vertical)
10/10/2023 14:30	0.0276	Transverse
10/11/2023 9:15	0.0202	Transverse
10/12/2023 11:15	0.0121	Longitudinal
10/13/2023 11:00	0.0146	Longitudinal
10/14/2023 3:01	0.0127	Vertical
10/15/2023 7:59	0.0121	Vertical
10/16/2023 16:31	0.0295	Vertical
10/17/2023 13:00	0.0118	Vertical
10/18/2023 16:45	0.0164	Transverse
10/19/2023 15:46	0.0161	Longitudinal
10/20/2023 13:15	0.0205	Vertical
10/21/2023 16:30	0.0124	Vertical
10/22/2023 11:01	0.0118	Vertical
10/23/2023 9:00	0.0186	Longitudinal
10/24/2023 13:36	0.0739	Vertical
10/25/2023 13:16	0.0208	Vertical
10/26/2023 11:00	0.0341	Vertical
10/27/2023 9:00	0.0273	Vertical
10/28/2023 5:46	0.0118	Vertical
10/29/2023 17:15	0.0112	Vertical
10/30/2023 9:30	0.0317	Vertical
10/31/2023 15:01	0.0413	Vertical
11/1/2023 17:00	0.0568	Longitudinal
11/2/2023 9:15	0.0456	Vertical
11/3/2023 15:01	0.0465	Longitudinal
11/4/2023 17:31	0.0115	Vertical
11/5/2023 10:16	0.0106	Vertical
11/6/2023 16:31	0.0441	Longitudinal
11/7/2023 12:00	0.0276	Longitudinal
11/8/2023 8:17	0.0695	Vertical
11/9/2023 11:30	0.0559	Transverse
11/10/2023 21:15	0.0118	Vertical
11/11/2023 11:31	0.0121	Vertical
11/12/2023 5:31	0.0109	Vertical
11/13/2023 16:30	0.0385	Vertical
11/14/2023 14:45	0.049	Longitudinal
11/15/2023 10:01	0.0701	Vertical
11/16/2023 14:01	0.0481	Vertical
11/17/2023 8:16	0.0261	Vertical
11/18/2023 6:31	0.013	Vertical
11/19/2023 3:30	0.0118	Vertical
11/20/2023 10:45	0.0515	Transverse
11/21/2023 10:31	0.0531	Transverse

9001 Collins VM1 Vibration Monitor - Maximum Daily Values		
Timestamp	Peak Particle Velocity (in./sec.)	Axis (Longitudinal/Transverse/Vertical)
11/22/2023 10:31	0.063	Vertical
11/23/2023 19:45	0.0102	Vertical
11/24/2023 14:59	0.0099	Vertical
11/25/2023 11:15	0.0155	Vertical
11/26/2023 2:30	0.0127	Vertical
11/27/2023 10:30	0.0757	Transverse
11/28/2023 13:45	0.022	Longitudinal
11/29/2023 12:30	0.0453	Transverse
11/30/2023 8:45	0.0127	Vertical
12/1/2023 5:46	0.013	Vertical
12/2/2023 8:31	0.0109	Vertical
12/3/2023 2:00	0.0124	Vertical
12/4/2023 10:16	0.0481	Transverse
12/5/2023 11:31	0.0416	Vertical
12/6/2023 21:31	0.0109	Vertical
12/7/2023 10:59	0.0127	Vertical
12/8/2023 16:01	0.0233	Longitudinal
12/9/2023 9:45	0.014	Vertical
12/10/2023 5:45	0.0127	Vertical
12/11/2023 8:15	0.0332	Vertical
12/12/2023 9:30	0.0357	Longitudinal
12/13/2023 9:16	0.0438	Transverse
12/14/2023 8:30	0.0503	Vertical
12/15/2023 9:15	0.0282	Vertical
12/16/2023 7:30	0.013	Vertical
12/17/2023 3:45	0.0106	Vertical
12/18/2023 12:00	0.041	Vertical
12/19/2023 16:16	0.0304	Transverse
12/20/2023 9:15	0.0444	Transverse
12/21/2023 0:31	0.059	Vertical
12/22/2023 14:59	0.0397	Transverse
12/23/2023 5:45	0.0124	Vertical
12/24/2023 6:15	0.0118	Vertical
12/25/2023 20:15	0.0118	Vertical
12/26/2023 10:15	0.0317	Vertical
12/27/2023 8:45	0.0382	Transverse
12/28/2023 15:47	0.0332	Transverse
12/29/2023 11:47	0.0559	Transverse
1/2/2024 10:13	0.0419	Vertical
1/3/2024 15:30	0.0276	Vertical
1/4/2024 15:15	0.0217	Transverse
1/5/2024 16:31	0.0143	Vertical
1/6/2024 10:00	0.0121	Vertical

9001 Collins VM1 Vibration Monitor - Maximum Daily Values		
Timestamp	Peak Particle Velocity (in./sec.)	Axis (Longitudinal/Transverse/Vertical)
1/7/2024 8:15	0.0109	Vertical
1/8/2024 11:30	0.0124	Vertical
1/9/2024 12:31	0.0137	Vertical
1/10/2024 20:01	0.0115	Vertical
1/11/2024 12:15	0.0115	Vertical
1/12/2024 11:45	0.0338	Transverse
1/13/2024 11:17	0.014	Vertical
1/14/2024 3:30	0.0124	Vertical
1/15/2024 10:45	0.0124	Vertical
1/16/2024 13:31	0.0183	Vertical
1/17/2024 13:45	0.0614	Vertical
1/18/2024 11:45	0.0614	Transverse
1/19/2024 8:15	0.0254	Vertical
1/20/2024 20:45	0.0124	Vertical
1/21/2024 0:30	0.0115	Vertical
1/22/2024 11:45	0.0372	Vertical
1/23/2024 9:30	0.0251	Vertical
1/24/2024 14:00	0.022	Vertical
1/25/2024 0:30	0.013	Vertical
1/26/2024 16:01	0.0146	Vertical
1/27/2024 14:15	0.0168	Vertical
1/28/2024 8:59	0.0121	Vertical
1/29/2024 10:15	0.0186	Vertical
1/30/2024 5:45	0.0106	Vertical
1/31/2024 21:15	0.0115	Vertical
2/1/2024 19:46	0.0115	Vertical
2/2/2024 4:34	0.0304	Vertical
2/3/2024 10:00	0.0127	Vertical
2/4/2024 11:30	0.0317	Transverse
2/5/2024 5:15	0.0133	Vertical
2/6/2024 0:00	0.013	Vertical
2/7/2024 11:15	0.0183	Vertical
2/8/2024 0:31	0.0118	Vertical
2/9/2024 5:45	0.013	Vertical
2/10/2024 8:30	0.014	Vertical
2/11/2024 14:45	0.0115	Vertical
2/12/2024 11:15	0.0118	Vertical
2/13/2024 18:59	0.0127	Vertical
2/14/2024 0:30	0.0118	Vertical
2/15/2024 8:00	0.0152	Vertical
2/16/2024 9:45	0.0121	Transverse
2/17/2024 0:30	0.0133	Vertical
2/18/2024 11:15	0.013	Vertical

9001 Collins VM1 Vibration Monitor - Maximum Daily Values		
Timestamp	Peak Particle Velocity (in./sec.)	Axis (Longitudinal/Transverse/Vertical)
2/19/2024 17:30	0.0124	Vertical
2/20/2024 18:45	0.0106	Vertical
2/21/2024 22:46	0.0124	Vertical
2/22/2024 9:15	0.0115	Vertical
2/23/2024 9:45	0.0115	Transverse
2/24/2024 13:15	0.0121	Vertical
2/25/2024 16:59	0.0115	Vertical
2/26/2024 5:16	0.0115	Vertical
2/27/2024 12:15	0.0112	Vertical
2/28/2024 13:45	0.0118	Vertical
2/29/2024 3:15	0.0118	Vertical
3/1/2024 2:31	0.0127	Vertical
3/2/2024 12:45	0.0124	Vertical
3/3/2024 17:15	0.0112	Vertical
3/4/2024 18:15	0.0149	Vertical
3/5/2024 10:45	0.0605	Vertical
3/6/2024 5:15	0.0118	Vertical
3/7/2024 5:45	0.0127	Vertical
3/8/2024 14:45	0.0214	Vertical
3/9/2024 16:30	0.014	Vertical
3/10/2024 5:30	0.013	Vertical
3/11/2024 20:45	0.0127	Vertical
3/12/2024 22:31	0.0124	Vertical
3/13/2024 1:59	0.0124	Vertical
3/14/2024 2:16	0.0124	Vertical
3/15/2024 7:59	0.0106	Transverse
3/16/2024 23:00	0.013	Vertical
3/17/2024 19:46	0.0149	Vertical
3/18/2024 23:15	0.0115	Vertical
3/19/2024 14:16	0.0382	Transverse
3/20/2024 12:45	0.013	Vertical
3/21/2024 5:45	0.0112	Vertical
3/22/2024 17:45	0.0137	Vertical
3/23/2024 15:31	0.0127	Vertical
3/24/2024 5:30	0.0106	Vertical
3/25/2024 6:15	0.0121	Vertical
3/26/2024 5:15	0.014	Vertical
3/27/2024 4:15	0.0124	Vertical
3/28/2024 5:45	0.014	Transverse
3/29/2024 18:15	0.0121	Vertical
3/30/2024 12:46	0.0149	Vertical
3/31/2024 12:15	0.0133	Vertical
4/1/2024 12:15	0.0127	Vertical

9001 Collins VM1 Vibration Monitor - Maximum Daily Values		
Timestamp	Peak Particle Velocity (in./sec.)	Axis (Longitudinal/Transverse/Vertical)
4/2/2024 21:31	0.0118	Vertical
4/3/2024 14:16	0.0273	Vertical
4/4/2024 5:15	0.0124	Vertical
4/5/2024 10:45	0.0161	Vertical
4/6/2024 17:15	0.014	Vertical
4/7/2024 19:59	0.0118	Vertical
4/8/2024 5:30	0.0109	Vertical
4/9/2024 5:30	0.0133	Vertical
4/10/2024 3:45	0.0112	Vertical
4/11/2024 16:15	0.0099	Vertical
4/12/2024 5:30	0.0112	Vertical
4/13/2024 8:45	0.0118	Vertical
4/14/2024 18:30	0.0124	Vertical
4/15/2024 21:31	0.0121	Vertical
4/16/2024 11:59	0.0192	Longitudinal
4/17/2024 11:45	0.0295	Vertical
4/18/2024 5:59	0.0158	Vertical
4/19/2024 5:30	0.0106	Vertical
4/20/2024 11:45	0.0115	Vertical
4/21/2024 10:46	0.0102	Vertical
4/22/2024 5:31	0.0109	Vertical
4/23/2024 18:15	0.0475	Vertical
4/24/2024 0:30	0.0112	Vertical
4/25/2024 0:45	0.0106	Vertical
4/26/2024 5:15	0.0102	Vertical
4/27/2024 19:30	0.0109	Vertical
4/28/2024 9:31	0.0109	Vertical
4/29/2024 7:31	0.0236	Vertical
4/30/2024 23:01	0.0096	Vertical
5/1/2024 21:15	0.0183	Vertical
5/2/2024 21:15	0.0155	Vertical
5/3/2024 3:15	0.0109	Vertical
5/4/2024 17:15	0.0127	Vertical
5/5/2024 16:30	0.0102	Vertical
5/6/2024 23:45	0.0335	Vertical
5/7/2024 20:30	0.0106	Vertical
5/8/2024 21:15	0.0161	Vertical
5/9/2024 22:45	0.0127	Vertical
5/10/2024 6:45	0.0099	Vertical
5/11/2024 11:15	0.0124	Vertical
5/12/2024 9:30	0.0099	Vertical
5/13/2024 12:30	0.0093	Vertical
5/14/2024 5:30	0.0093	Vertical

9001 Collins VM1 Vibration Monitor - Maximum Daily Values		
Timestamp	Peak Particle Velocity (in./sec.)	Axis (Longitudinal/Transverse/Vertical)
5/15/2024 6:30	0.0093	Vertical
5/16/2024 6:15	0.0084	Vertical
5/17/2024 6:32	0.0099	Vertical
5/18/2024 11:17	0.0109	Vertical
5/19/2024 1:17	0.0102	Vertical
5/20/2024 15:59	0.1083	Longitudinal
5/21/2024 21:15	0.0106	Vertical
5/22/2024 4:15	0.0096	Vertical
5/23/2024 12:16	0.0208	Transverse
5/24/2024 16:30	0.0109	Vertical
5/25/2024 9:59	0.0102	Vertical
5/26/2024 17:00	0.0121	Vertical
5/27/2024 12:45	0.0102	Vertical
5/28/2024 7:16	0.013	Longitudinal
5/29/2024 22:15	0.0189	Longitudinal
5/30/2024 0:15	0.0106	Vertical
5/31/2024 19:59	0.0112	Vertical
6/1/2024 17:15	0.0115	Vertical
6/2/2024 11:59	0.0115	Vertical
6/3/2024 7:59	0.0102	Vertical
6/4/2024 4:45	0.0143	Transverse
6/5/2024 6:30	0.0106	Vertical
6/6/2024 22:15	0.0137	Vertical
6/7/2024 0:15	0.0419	Vertical
6/8/2024 19:31	0.0118	Vertical
6/9/2024 20:30	0.0099	Vertical
6/10/2024 18:30	0.009	Vertical
6/11/2024 19:45	0.0102	Vertical
6/12/2024 14:30	0.0214	Longitudinal
6/13/2024 15:59	0.0251	Transverse
6/14/2024 23:00	0.0227	Transverse
6/15/2024 8:45	0.0524	Longitudinal
6/16/2024 13:00	0.0189	Transverse
6/17/2024 5:30	0.0289	Transverse
6/18/2024 12:45	0.0177	Vertical
6/19/2024 1:15	0.0155	Vertical
6/20/2024 6:30	0.0214	Vertical
6/21/2024 1:16	0.0109	Vertical
6/22/2024 13:59	0.0124	Vertical
6/23/2024 13:15	0.0152	Transverse
6/24/2024 21:16	0.0118	Vertical
6/25/2024 10:32	0.014	Transverse
6/26/2024 11:02	0.0391	Vertical

9001 Collins VM1 Vibration Monitor - Maximum Daily Values		
Timestamp	Peak Particle Velocity (in./sec.)	Axis (Longitudinal/Transverse/Vertical)
6/27/2024 12:31	0.0143	Vertical
6/28/2024 18:45	0.022	Longitudinal
6/29/2024 15:31	0.022	Transverse
6/30/2024 18:45	0.0124	Vertical
7/1/2024 14:45	0.0115	Vertical
7/2/2024 0:31	0.0112	Vertical
7/3/2024 13:01	0.0171	Vertical
7/4/2024 3:00	0.0118	Vertical
7/5/2024 7:45	0.0102	Vertical
7/6/2024 9:59	0.0118	Vertical
7/7/2024 15:59	0.0115	Vertical
7/8/2024 1:30	0.0118	Vertical
7/9/2024 10:45	0.1263	Vertical
7/10/2024 8:30	0.0124	Vertical
7/11/2024 21:15	0.0115	Vertical
7/12/2024 13:30	0.0143	Vertical
7/13/2024 8:30	0.0124	Vertical
7/14/2024 9:45	0.013	Vertical
7/15/2024 13:15	0.0174	Transverse
7/16/2024 18:15	0.031	Vertical
7/17/2024 21:45	0.0593	Transverse
7/18/2024 18:15	0.0189	Vertical
7/19/2024 1:30	0.0164	Vertical
7/20/2024 11:15	0.0109	Vertical
7/21/2024 14:15	0.009	Vertical
7/22/2024 17:30	0.0484	Vertical
7/23/2024 0:30	0.0106	Vertical
7/24/2024 13:00	0.2864	Transverse
7/25/2024 8:31	0.009	Vertical
7/26/2024 23:00	0.1269	Transverse
7/27/2024 3:15	0.1449	Transverse
7/28/2024 5:59	0.1282	Transverse
7/29/2024 5:15	0.0099	Vertical
7/30/2024 20:45	0.0112	Vertical
7/31/2024 5:30	0.0102	Transverse
8/1/2024 13:58	0.0227	Vertical
8/2/2024 18:30	0.0106	Vertical
8/3/2024 17:45	0.0115	Vertical
8/4/2024 20:30	0.013	Vertical
8/5/2024 15:45	0.0106	Vertical
8/6/2024 15:00	0.0164	Vertical
8/7/2024 13:15	0.0199	Vertical
8/8/2024 15:06	0.0223	Vertical

9001 Collins VM1 Vibration Monitor - Maximum Daily Values		
Timestamp	Peak Particle Velocity (in./sec.)	Axis (Longitudinal/Transverse/Vertical)
8/9/2024 10:45	0.0248	Vertical
8/10/2024 17:30	0.0214	Vertical
8/11/2024 6:30	0.0217	Vertical
8/12/2024 9:15	0.09	Longitudinal
8/13/2024 15:00	0.0593	Vertical
8/14/2024 6:45	0.0562	Vertical
8/15/2024 7:30	0.0953	Vertical
8/16/2024 13:00	0.0174	Longitudinal
8/17/2024 9:30	0.0301	Vertical
8/18/2024 12:30	0.0106	Vertical
8/19/2024 13:59	0.0577	Vertical
8/20/2024 20:30	0.0227	Vertical
8/21/2024 9:15	0.0431	Longitudinal
8/22/2024 13:00	0.0546	Vertical
8/23/2024 13:30	0.0242	Vertical
8/24/2024 21:30	0.0099	Vertical
8/25/2024 9:59	0.04	Vertical
8/26/2024 9:01	0.0369	Vertical
8/27/2024 11:30	0.0382	Vertical
8/28/2024 9:00	0.0344	Vertical
8/29/2024 9:00	0.0149	Vertical
8/30/2024 11:59	0.023	Transverse
8/31/2024 18:46	0.0143	Vertical
9/1/2024 4:45	0.0186	Vertical
9/2/2024 20:31	0.0158	Vertical
9/3/2024 5:15	0.0298	Vertical
9/4/2024 1:30	0.0633	Vertical
9/5/2024 13:00	0.0121	Vertical
9/6/2024 11:59	0.0608	Vertical
9/7/2024 23:15	0.0773	Vertical
9/8/2024 18:30	0.2473	Vertical
9/9/2024 3:59	0.1741	Vertical
9/10/2024 12:45	0.0562	Vertical
9/11/2024 10:30	0.0875	Vertical
9/12/2024 8:45	0.0282	Vertical
9/13/2024 21:45	0.0968	Vertical
9/14/2024 11:15	0.2036	Vertical
9/15/2024 11:59	0.1915	Vertical
9/16/2024 8:30	0.0264	Transverse
9/17/2024 21:00	0.0993	Vertical
9/18/2024 18:30	0.1409	Longitudinal
9/19/2024 8:15	0.0211	Vertical
9/20/2024 13:59	0.0354	Longitudinal

9001 Collins VM1 Vibration Monitor - Maximum Daily Values		
Timestamp	Peak Particle Velocity (in./sec.)	Axis (Longitudinal/Transverse/Vertical)
9/21/2024 23:15	0.0127	Vertical
9/22/2024 10:45	0.0121	Vertical
9/23/2024 18:15	0.0121	Vertical
9/24/2024 23:15	0.2821	Transverse
9/25/2024 17:30	0.045	Vertical
9/26/2024 7:45	0.122	Vertical
9/27/2024 18:45	0.1986	Vertical
9/28/2024 13:45	0.1536	Vertical
9/29/2024 22:30	0.1831	Vertical
9/30/2024 17:49	0.3187	Vertical
10/1/2024 23:30	0.2709	Vertical
10/2/2024 0:15	0.2293	Vertical
10/3/2024 10:30	0.0782	Vertical
10/4/2024 14:30	0.0953	Vertical
10/5/2024 9:15	0.0596	Vertical
10/6/2024 21:31	0.0512	Vertical
10/7/2024 11:45	0.0537	Vertical
10/8/2024 2:15	0.0509	Vertical
10/9/2024 10:30	0.072	Longitudinal
10/10/2024 17:15	0.0189	Vertical
10/11/2024 17:00	0.031	Transverse
10/12/2024 17:15	0.0208	Vertical
10/13/2024 3:15	0.0245	Vertical
10/14/2024 23:45	0.0084	Vertical
10/15/2024 9:00	0.0425	Vertical
10/16/2024 21:59	0.067	Vertical
10/17/2024 2:45	0.0419	Vertical
10/18/2024 15:00	0.0413	Longitudinal
10/19/2024 3:30	0.0093	Vertical
10/20/2024 6:30	0.0065	Vertical
10/21/2024 13:00	0.0503	Longitudinal
10/22/2024 17:15	0.067	Vertical
10/23/2024 9:15	0.0391	Vertical
10/24/2024 17:00	0.0431	Longitudinal
10/25/2024 9:59	0.0493	Vertical
10/26/2024 23:45	0.0096	Vertical
10/27/2024 9:30	0.0087	Vertical
10/28/2024 14:15	0.0782	Vertical
10/29/2024 13:00	0.0509	Vertical
10/30/2024 12:16	0.0676	Vertical
10/31/2024 13:30	0.0596	Transverse
11/1/2024 16:45	0.0372	Transverse
11/2/2024 12:15	0.0084	Vertical

9001 Collins VM1 Vibration Monitor - Maximum Daily Values		
Timestamp	Peak Particle Velocity (in./sec.)	Axis (Longitudinal/Transverse/Vertical)
11/3/2024 20:30	0.0059	Vertical
11/4/2024 13:15	0.103	Transverse
11/5/2024 12:00	0.0658	Vertical
11/6/2024 10:59	0.0382	Transverse
11/7/2024 11:45	0.0614	Vertical
11/8/2024 12:30	0.0217	Vertical
11/9/2024 8:15	0.0071	Vertical
11/10/2024 13:45	0.014	Vertical
11/11/2024 6:00	0.0071	Vertical
11/12/2024 17:15	0.0897	Vertical
11/13/2024 14:59	0.0599	Vertical
11/14/2024 11:30	0.0819	Vertical
11/15/2024 16:30	0.1427	Vertical
11/16/2024 14:15	0.0074	Vertical
11/17/2024 20:59	0.0084	Vertical
11/18/2024 9:46	0.1021	Vertical
11/19/2024 9:15	0.0254	Longitudinal
11/20/2024 14:15	0.0267	Longitudinal
11/21/2024 10:30	0.0518	Vertical
11/22/2024 16:46	0.0251	Longitudinal
11/23/2024 8:15	0.0065	Transverse
11/24/2024 14:30	0.0074	Vertical
11/25/2024 11:30	0.0217	Transverse
11/26/2024 17:15	0.0313	Longitudinal
11/27/2024 10:30	0.027	Longitudinal
11/28/2024 16:30	0.0078	Vertical
11/29/2024 16:45	0.0093	Vertical
11/30/2024 0:30	0.009	Vertical
12/1/2024 6:00	0.0096	Vertical
12/2/2024 11:30	0.0208	Longitudinal
12/3/2024 16:00	0.0261	Longitudinal
12/4/2024 10:59	0.0251	Longitudinal
12/5/2024 16:00	0.0329	Vertical
12/6/2024 12:59	0.0425	Vertical
12/7/2024 14:31	0.0087	Vertical
12/8/2024 22:15	0.014	Vertical
12/9/2024 16:59	0.0524	Transverse
12/10/2024 9:15	0.0621	Longitudinal
12/11/2024 8:59	0.0422	Transverse
12/12/2024 17:30	0.0354	Transverse
12/13/2024 10:30	0.0282	Transverse
12/14/2024 8:15	0.0093	Vertical
12/15/2024 23:15	0.0438	Vertical

9001 Collins VM1 Vibration Monitor - Maximum Daily Values		
Timestamp	Peak Particle Velocity (in./sec.)	Axis (Longitudinal/Transverse/Vertical)
12/16/2024 13:15	0.0456	Vertical
12/17/2024 14:45	0.0425	Vertical
12/18/2024 15:15	0.0391	Vertical
12/19/2024 15:45	0.0422	Transverse
12/30/2024 12:55	2.457	Vertical
12/31/2024 4:47	0.0472	Vertical
1/1/2025 6:02	0.0161	Vertical
1/2/2025 13:17	0.0242	Transverse
1/3/2025 15:39	2.6655	Vertical
1/4/2025 16:30	0.0189	Vertical
1/5/2025 0:45	0.0208	Vertical
1/6/2025 12:15	0.0276	Vertical
1/7/2025 14:15	0.1192	Vertical
1/8/2025 13:15	0.0298	Transverse
1/9/2025 14:45	0.0344	Longitudinal
1/10/2025 0:30	0.041	Transverse
1/11/2025 14:47	0.0227	Transverse
1/12/2025 8:32	0.0366	Vertical
1/13/2025 10:00	0.0742	Longitudinal
1/14/2025 14:30	0.0459	Vertical
1/15/2025 16:00	0.0649	Transverse
1/16/2025 14:15	0.0254	Transverse
1/17/2025 14:00	0.0304	Vertical
1/18/2025 4:15	0.0348	Vertical
1/19/2025 14:45	0.0155	Vertical
1/20/2025 8:00	0.0307	Vertical
1/21/2025 11:30	0.0618	Vertical
1/22/2025 10:30	0.04	Vertical
1/23/2025 8:30	0.0375	Longitudinal
1/24/2025 15:30	0.0282	Vertical
1/25/2025 21:30	0.0146	Longitudinal
1/26/2025 22:45	0.0211	Transverse
1/27/2025 16:00	0.0503	Transverse
1/28/2025 16:45	0.0577	Transverse
1/29/2025 16:45	0.0419	Longitudinal
1/30/2025 10:00	0.0332	Transverse
1/31/2025 10:15	0.0279	Vertical
2/1/2025 23:15	0.013	Vertical
2/2/2025 17:30	0.0133	Transverse
2/3/2025 10:00	0.018	Vertical
2/4/2025 14:15	0.0462	Vertical
2/5/2025 14:00	0.0391	Longitudinal
2/6/2025 16:45	0.0341	Vertical

9001 Collins VM1 Vibration Monitor - Maximum Daily Values		
Timestamp	Peak Particle Velocity (in./sec.)	Axis (Longitudinal/Transverse/Vertical)
2/7/2025 17:30	0.0434	Vertical
2/8/2025 8:59	0.0192	Vertical
2/9/2025 23:15	0.0186	Vertical
2/10/2025 17:45	0.04	Vertical
2/11/2025 16:45	0.0285	Vertical
2/12/2025 8:00	0.068	Transverse
2/13/2025 17:30	0.0307	Transverse
2/14/2025 10:45	0.0317	Longitudinal
2/15/2025 18:59	0.0199	Vertical
2/16/2025 15:30	0.0251	Vertical
2/17/2025 2:15	0.0211	Vertical
2/18/2025 6:30	0.0441	Vertical
2/19/2025 11:15	0.031	Vertical
2/20/2025 8:15	0.014	Transverse
2/21/2025 15:45	0.0555	Transverse
2/22/2025 10:15	0.0192	Vertical
2/23/2025 10:59	0.0183	Vertical
2/24/2025 16:59	0.0419	Transverse
2/25/2025 8:15	0.0496	Transverse
2/26/2025 14:15	0.0239	Vertical
2/27/2025 14:45	0.0379	Longitudinal
2/28/2025 8:45	0.0332	Vertical
3/1/2025 14:00	0.031	Vertical
3/2/2025 13:15	0.0211	Vertical
3/3/2025 14:00	0.0186	Vertical
3/4/2025 7:15	0.013	Vertical
3/5/2025 15:30	0.0192	Vertical
3/6/2025 12:59	0.2296	Longitudinal
3/7/2025 8:59	0.0341	Vertical
3/8/2025 18:59	0.0332	Vertical
3/9/2025 9:15	0.0375	Vertical
3/10/2025 12:14	1.6003	Vertical
3/11/2025 18:15	0.0323	Vertical
3/12/2025 15:30	0.0285	Vertical
3/13/2025 20:30	0.0264	Vertical
3/14/2025 5:15	0.0289	Vertical
3/15/2025 18:45	0.0344	Vertical
3/16/2025 23:30	0.032	Vertical
3/17/2025 4:15	0.0332	Vertical
3/18/2025 10:30	0.2234	Vertical
3/19/2025 9:00	0.0332	Vertical
3/20/2025 9:30	0.04	Vertical
3/21/2025 9:30	0.0465	Vertical

9001 Collins VM1 Vibration Monitor - Maximum Daily Values		
Timestamp	Peak Particle Velocity (in./sec.)	Axis (Longitudinal/Transverse/Vertical)
3/22/2025 21:15	0.0285	Vertical
3/23/2025 22:30	0.0285	Vertical
3/24/2025 9:00	0.0652	Vertical
3/25/2025 8:30	0.0571	Vertical
3/26/2025 9:15	0.0475	Vertical
3/27/2025 21:45	0.0186	Vertical
3/28/2025 10:45	0.0475	Vertical
3/29/2025 5:59	0.0245	Vertical
3/30/2025 15:45	0.0351	Vertical
3/31/2025 11:30	0.0441	Vertical
4/1/2025 9:59	0.0645	Transverse
4/2/2025 14:45	0.0586	Vertical
4/3/2025 13:30	0.0565	Vertical
4/4/2025 9:00	0.0655	Transverse
4/5/2025 5:59	0.0326	Vertical
4/6/2025 16:15	0.0195	Vertical
4/7/2025 14:45	0.054	Transverse
4/8/2025 5:15	0.0372	Vertical
4/9/2025 9:45	0.0661	Transverse
4/10/2025 9:30	0.0431	Longitudinal
4/11/2025 13:30	0.0478	Longitudinal
4/12/2025 5:59	0.0208	Vertical
4/13/2025 16:45	0.023	Vertical
4/14/2025 9:30	0.0369	Transverse
4/15/2025 13:30	0.0534	Transverse
4/16/2025 8:15	0.0233	Vertical
4/17/2025 8:45	0.0304	Transverse
4/18/2025 6:15	0.0177	Vertical
4/19/2025 18:45	0.0332	Vertical
4/20/2025 9:30	0.0118	Transverse
4/21/2025 6:15	0.018	Vertical
4/22/2025 12:15	0.0214	Longitudinal
4/23/2025 5:59	0.0199	Vertical
4/24/2025 16:59	0.3814	Vertical
4/25/2025 21:00	0.0375	Transverse
4/26/2025 1:30	0.0289	Transverse
4/27/2025 15:30	0.032	Vertical
4/28/2025 15:00	0.022	Longitudinal
4/29/2025 7:00	0.024	Vertical
4/30/2025 19:15	0.023	Vertical
5/1/2025 18:45	0.024	Vertical
5/2/2025 19:00	0.026	Vertical
5/3/2025 11:15	0.021	Vertical

9001 Collins VM1 Vibration Monitor - Maximum Daily Values		
Timestamp	Peak Particle Velocity (in./sec.)	Axis (Longitudinal/Transverse/Vertical)
5/4/2025 15:45	0.024	Vertical
5/5/2025 11:59	0.023	Vertical
5/6/2025 1:00	0.012	Vertical
5/7/2025 5:59	0.017	Vertical
5/8/2025 9:59	0.054	Vertical
5/9/2025 9:45	0.016	Vertical
5/10/2025 17:15	0.017	Vertical
5/11/2025 9:59	0.016	Vertical
5/12/2025 20:30	0.049	Vertical
5/13/2025 8:30	0.046	Vertical
5/14/2025 10:45	0.082	Vertical
5/15/2025 15:59	0.061	Transverse
5/16/2025 12:30	0.04	Transverse
5/17/2025 8:15	0.015	Transverse
5/18/2025 6:15	0.017	Vertical
5/19/2025 12:15	0.022	Vertical
5/20/2025 15:30	0.035	Transverse
5/21/2025 11:45	0.034	Vertical
5/22/2025 9:15	0.018	Vertical
5/23/2025 13:45	0.014	Vertical
5/24/2025 12:45	0.017	Transverse
5/25/2025 6:15	0.015	Vertical
5/26/2025 6:15	0.02	Vertical
5/27/2025 14:45	0.028	Vertical
5/28/2025 14:30	0.126	Vertical
5/29/2025 12:06	9.653	Vertical
5/30/2025 14:45	0.1	Transverse
5/31/2025 16:15	0.014	Vertical
6/1/2025 11:59	0.023	Vertical
6/2/2025 13:30	0.037	Vertical
6/3/2025 11:00	0.028	Vertical
6/4/2025 12:30	0.03	Vertical
6/5/2025 16:30	0.054	Longitudinal
6/6/2025 8:30	0.064	Transverse
6/7/2025 13:45	0.01	Vertical
6/8/2025 6:45	0.013	Vertical
6/9/2025 8:45	0.064	Vertical
6/10/2025 8:30	0.025	Longitudinal
6/11/2025 16:15	0.053	Vertical
6/12/2025 22:15	0.027	Vertical
6/13/2025 9:15	0.015	Vertical
6/14/2025 2:15	0.01	Vertical
6/15/2025 12:30	0.018	Vertical

9001 Collins VM1 Vibration Monitor - Maximum Daily Values		
Timestamp	Peak Particle Velocity (in./sec.)	Axis (Longitudinal/Transverse/Vertical)
6/16/2025 13:59	0.146	Vertical
6/17/2025 8:30	0.014	Vertical
6/18/2025 16:45	0.013	Vertical
6/19/2025 1:30	0.12	Transverse
6/20/2025 0:45	0.011	Vertical
6/21/2025 13:45	0.024	Vertical
6/22/2025 6:45	0.014	Vertical
6/23/2025 10:15	0.198	Vertical
6/24/2025 17:00	0.016	Vertical
6/25/2025 8:15	0.013	Vertical
6/26/2025 7:59	0.022	Vertical
6/27/2025 13:15	0.014	Vertical
6/28/2025 6:45	0.018	Vertical
6/29/2025 6:45	0.009	Vertical
6/30/2025 9:59	0.055	Vertical
7/1/2025 16:45	0.016	Transverse
7/2/2025 12:46	0.102	Longitudinal
7/3/2025 13:45	0.068	Vertical
7/4/2025 11:15	0.02	Vertical
7/5/2025 11:45	0.03	Vertical
7/6/2025 17:00	0.049	Vertical
7/7/2025 13:45	0.012	Vertical
7/8/2025 17:30	0.01	Vertical
7/9/2025 3:00	0.011	Longitudinal
7/10/2025 6:45	0.015	Vertical
7/11/2025 12:31	0.02	Vertical
7/12/2025 1:15	0.011	Vertical
7/13/2025 15:00	0.026	Vertical
7/14/2025 13:15	0.119	Longitudinal
7/15/2025 13:00	0.126	Longitudinal
7/16/2025 3:59	0.018	Longitudinal
7/17/2025 7:59	0.014	Vertical
7/18/2025 7:15	0.01	Vertical
7/19/2025 18:45	0.012	Vertical
7/20/2025 6:15	0.01	Vertical
7/21/2025 10:40	0.514	Vertical
7/22/2025 19:00	0.029	Vertical
7/23/2025 10:15	0.01	Vertical
7/24/2025 12:15	0.021	Vertical
7/25/2025 9:45	0.021	Transverse
7/26/2025 14:15	0.012	Transverse
7/27/2025 19:15	0.027	Vertical
7/28/2025 9:45	0.286	Vertical

9001 Collins VM1 Vibration Monitor - Maximum Daily Values		
Timestamp	Peak Particle Velocity (in./sec.)	Axis (Longitudinal/Transverse/Vertical)
7/29/2025 7:00	0.04	Vertical
7/30/2025 14:45	0.028	Vertical
7/31/2025 9:45	0.034	Vertical
8/1/2025 17:30	0.02	Vertical
8/2/2025 19:00	0.013	Transverse
8/3/2025 7:00	0.011	Vertical
8/4/2025 11:59	0.069	Vertical
8/5/2025 12:30	0.164	Vertical
8/6/2025 16:22	0.037	Vertical
8/7/2025 15:47	0.084	Vertical
8/8/2025 19:32	0.018	Vertical
8/9/2025 4:32	0.019	Vertical
8/10/2025 7:02	0.015	Vertical
8/11/2025 12:47	0.014	Transverse
8/12/2025 10:17	0.033	Vertical
8/13/2025 17:59	0.059	Vertical
8/14/2025 8:15	0.022	Vertical
8/15/2025 9:15	0.016	Vertical
8/16/2025 19:45	0.017	Vertical
8/17/2025 6:30	0.021	Vertical
8/18/2025 12:30	0.098	Vertical
8/19/2025 11:01	0.106	Longitudinal
8/20/2025 9:59	0.03	Vertical
8/21/2025 9:59	0.056	Vertical
8/22/2025 13:30	0.028	Vertical
8/23/2025 9:15	0.021	Vertical
8/24/2025 19:31	0.023	Vertical
8/25/2025 19:59	0.055	Vertical
8/26/2025 12:50	2.161	Vertical
8/27/2025 9:15	0.022	Vertical
8/28/2025 9:46	0.022	Vertical
8/29/2025 15:59	0.052	Vertical
8/30/2025 9:16	0.021	Vertical
8/31/2025 17:45	0.025	Vertical
9/1/2025 9:15	0.02	Vertical
9/2/2025 9:30	0.022	Vertical
9/3/2025 13:45	0.034	Vertical
9/4/2025 15:00	0.012	Transverse
9/5/2025 13:31	0.027	Vertical
9/6/2025 9:00	0.017	Vertical
9/7/2025 9:01	0.022	Vertical
9/8/2025 15:15	0.024	Vertical
9/9/2025 13:31	0.12	Vertical

9001 Collins VM1 Vibration Monitor - Maximum Daily Values		
Timestamp	Peak Particle Velocity (in./sec.)	Axis (Longitudinal/Transverse/Vertical)
9/10/2025 13:59	0.025	Vertical
9/11/2025 12:16	0.132	Vertical
9/12/2025 7:30	0.011	Transverse
9/13/2025 7:45	0.009	Vertical
9/14/2025 21:01	0.011	Vertical
9/15/2025 8:30	0.012	Vertical
9/16/2025 11:16	0.27	Vertical
9/17/2025 17:35	0.052	Vertical
9/18/2025 20:45	0.015	Vertical
9/19/2025 18:30	0.015	Vertical
9/20/2025 9:30	0.012	Vertical
9/21/2025 9:45	0.012	Vertical
9/22/2025 21:30	0.031	Vertical
9/23/2025 9:45	0.039	Transverse
9/24/2025 12:16	0.008	Transverse
9/25/2025 19:45	0.008	Vertical
9/26/2025 17:15	0.011	Vertical
9/27/2025 17:00	0.011	Vertical
9/28/2025 21:59	0.01	Vertical
9/29/2025 8:15	0.028	Longitudinal
9/30/2025 9:59	0.181	Vertical
10/1/2025 7:45	0.01	Transverse
10/2/2025 8:30	0.02	Vertical
10/3/2025 14:30	0.022	Vertical
10/4/2025 18:31	0.01	Vertical
10/5/2025 19:00	0.009	Vertical
10/6/2025 13:30	0.023	Vertical
10/7/2025 10:30	0.039	Vertical
10/8/2025 9:45	0.013	Longitudinal
10/9/2025 23:59	0.011	Vertical
10/10/2025 9:59	0.011	Transverse
10/11/2025 13:45	0.012	Vertical
10/12/2025 7:59	0.008	Vertical
10/13/2025 11:15	0.011	Longitudinal
10/14/2025 10:30	0.03	Transverse
10/15/2025 10:11	0.051	Vertical
10/16/2025 1:15	0.023	Vertical
10/17/2025 1:16	0.03	Vertical
10/18/2025 20:30	0.013	Vertical
10/19/2025 12:30	0.011	Transverse
10/20/2025 8:15	0.036	Vertical
10/21/2025 14:31	0.02	Transverse
10/22/2025 22:30	0.027	Vertical

9001 Collins VM1 Vibration Monitor - Maximum Daily Values		
Timestamp	Peak Particle Velocity (in./sec.)	Axis (Longitudinal/Transverse/Vertical)
10/23/2025 0:45	0.032	Vertical
10/24/2025 8:30	0.023	Longitudinal
10/25/2025 7:30	0.014	Vertical
10/26/2025 23:45	0.01	Vertical
10/27/2025 11:00	0.017	Vertical
10/28/2025 11:45	0.064	Transverse
10/29/2025 11:59	0.045	Transverse
10/30/2025 13:45	0.021	Vertical
10/31/2025 14:31	0.476	Vertical
11/1/2025 22:31	0.02	Vertical
11/2/2025 19:31	0.014	Vertical
11/3/2025 12:30	0.066	Vertical
11/4/2025 8:31	0.012	Vertical
11/5/2025 14:30	0.013	Vertical
11/6/2025 14:59	0.012	Vertical
11/7/2025 22:59	0.014	Vertical
11/8/2025 18:31	0.012	Vertical
11/9/2025 1:45	0.037	Vertical
11/10/2025 8:16	0.017	Vertical
11/11/2025 8:46	0.076	Vertical
11/12/2025 22:15	0.026	Vertical
11/13/2025 12:59	0.058	Vertical
11/14/2025 12:15	0.032	Vertical
11/15/2025 20:16	0.038	Vertical
11/16/2025 15:45	0.019	Vertical
11/17/2025 19:45	0.016	Vertical
11/18/2025 3:15	0.021	Vertical
11/19/2025 10:31	0.218	Vertical
11/20/2025 8:45	0.149	Vertical
11/21/2025 8:58	0.32	Vertical
11/22/2025 12:31	0.014	Vertical
11/23/2025 12:47	0.018	Vertical
11/24/2025 22:15	0.015	Vertical
11/25/2025 15:45	0.086	Vertical
11/26/2025 0:31	0.034	Vertical
11/27/2025 15:30	0.02	Vertical
11/28/2025 20:31	0.015	Vertical
11/29/2025 10:45	0.012	Vertical
11/30/2025 14:59	0.021	Vertical
12/1/2025 22:01	0.059	Vertical
12/2/2025 1:46	0.059	Vertical
12/3/2025 10:16	0.09	Vertical
12/4/2025 22:30	0.021	Vertical

9001 Collins VM1 Vibration Monitor - Maximum Daily Values		
Timestamp	Peak Particle Velocity (in./sec.)	Axis (Longitudinal/Transverse/Vertical)
12/5/2025 2:00	0.024	Vertical
12/6/2025 9:46	0.022	Vertical
12/7/2025 1:15	0.027	Vertical
12/8/2025 15:46	0.023	Vertical
12/9/2025 13:45	0.019	Vertical
12/10/2025 15:15	0.041	Longitudinal
12/11/2025 0:45	0.021	Vertical
12/12/2025 13:15	0.017	Vertical
12/13/2025 23:45	0.022	Vertical
12/14/2025 0:45	0.033	Longitudinal
12/15/2025 7:15	0.024	Vertical
12/16/2025 11:31	0.042	Vertical
12/17/2025 1:00	0.031	Vertical
12/18/2025 8:30	0.018	Vertical
12/19/2025 20:46	0.016	Vertical
12/20/2025 19:30	0.016	Vertical
12/21/2025 14:59	0.013	Vertical
12/22/2025 8:15	0.019	Vertical
12/23/2025 11:33	0.046	Longitudinal
12/24/2025 12:16	0.015	Longitudinal
12/25/2025 22:00	0.017	Vertical
12/26/2025 15:31	0.022	Transverse
12/27/2025 11:30	0.015	Vertical
12/28/2025 23:46	0.014	Vertical
12/29/2025 19:30	0.016	Vertical
12/30/2025 11:34	0.804	Vertical
12/31/2025 10:59	0.027	Vertical
1/1/2026 17:15	0.025	Vertical
1/2/2026 13:15	0.02	Transverse
1/3/2026 1:15	0.028	Vertical
1/4/2026 15:31	0.023	Vertical
1/5/2026 9:30	0.04	Transverse
1/6/2026 14:07	0.026	Vertical
1/7/2026 12:16	0.057	Vertical
1/8/2026 16:16	0.027	Vertical
1/9/2026 13:46	0.086	Vertical
1/10/2026 1:16	0.015	Vertical
1/11/2026 13:46	0.018	Vertical
1/12/2026 11:30	0.089	Transverse
1/13/2026 9:30	0.025	Vertical
1/14/2026 13:15	0.017	Vertical
1/15/2026 0:00	0.018	Vertical
1/16/2026 20:01	0.016	Transverse

9001 Collins VM1 Vibration Monitor - Maximum Daily Values		
Timestamp	Peak Particle Velocity (in./sec.)	Axis (Longitudinal/Transverse/Vertical)
1/17/2026 16:15	0.015	Vertical
1/18/2026 12:15	0.017	Vertical
1/19/2026 20:30	0.015	Vertical
1/20/2026 8:59	0.022	Transverse
1/21/2026 10:00	0.015	Longitudinal
1/22/2026 2:16	0.015	Vertical
1/23/2026 12:30	0.02	Transverse
1/24/2026 3:16	0.015	Transverse
1/25/2026 10:59	0.014	Vertical
1/26/2026 12:15	0.378	Vertical
1/27/2026 12:59	0.021	Vertical
1/28/2026 4:15	0.02	Vertical
1/29/2026 1:31	0.016	Transverse
1/30/2026 8:15	0.042	Vertical
1/31/2026 1:15	0.016	Transverse
2/1/2026 6:00	0.017	Vertical
2/2/2026 14:45	0.019	Vertical
2/3/2026 22:30	0.022	Longitudinal
2/4/2026 10:45	0.186	Vertical
2/5/2026 20:30	0.105	Vertical
2/6/2026 16:16	0.022	Vertical
2/7/2026 8:00	0.015	Transverse
2/8/2026 20:46	0.019	Vertical
2/9/2026 14:13	0.056	Vertical
2/10/2026 21:32	0.036	Vertical
2/11/2026 0:17	0.037	Vertical
2/12/2026 9:17	0.044	Vertical
2/13/2026 8:17	0.035	Vertical
2/14/2026 8:47	0.091	Longitudinal
2/15/2026 18:32	0.012	Vertical
2/16/2026 14:32	0.012	Vertical
2/17/2026 12:35	0.017	Vertical
2/18/2026 21:00	0.03	Vertical
2/19/2026 9:15	0.117	Vertical
2/20/2026 18:30	0.046	Vertical
2/21/2026 17:45	0.012	Vertical
2/22/2026 16:45	0.012	Vertical
2/23/2026 9:00	0.014	Vertical
2/24/2026 8:15	0.103	Vertical
2/25/2026 15:00	0.139	Vertical
2/26/2026 23:00	0.044	Vertical
2/27/2026 11:07	0.466	Vertical
2/28/2026 15:15	0.047	Vertical

9001 Collins VM1 Vibration Monitor - Maximum Daily Values		
Timestamp	Peak Particle Velocity (in./sec.)	Axis (Longitudinal/Transverse/Vertical)
3/1/2026 11:45	0.028	Vertical
3/2/2026 22:45	0.0338	Vertical
3/3/2026 9:00	0.0624	Vertical
3/4/2026 22:45	0.0639	Vertical
3/5/2026 15:30	0.0838	Vertical
3/6/2026 11:00	0.18	Vertical
3/7/2026 1:15	0.0261	Vertical
3/8/2026 21:15	0.0289	Vertical

9001 Collins VM2 Vibration Monitor - Maximum Daily Values		
Timestamp	Peak Particle Velocity (in./sec.)	Axis (Longitudinal/Transverse/Vertical)
4/19/2023 19:59	0.0059	Vertical
4/20/2023 8:45	0.0292	Longitudinal
4/21/2023 1:15	0.0093	Vertical
4/22/2023 2:30	0.0071	Vertical
4/23/2023 19:30	0.0062	Vertical
4/24/2023 11:45	0.0115	Longitudinal
4/25/2023 8:45	0.0301	Longitudinal
4/26/2023 11:15	0.009	Longitudinal
4/27/2023 9:45	0.0137	Longitudinal
4/28/2023 11:35	0.4167	Transverse
4/29/2023 16:30	0.0078	Vertical
4/30/2023 5:45	0.0078	Vertical
5/1/2023 10:00	0.0174	Vertical
5/2/2023 13:59	0.0087	Vertical
5/3/2023 5:30	0.0084	Vertical
5/4/2023 8:45	0.0403	Transverse
5/5/2023 13:45	0.0993	Longitudinal
5/6/2023 6:30	0.0074	Vertical
5/7/2023 9:00	0.0087	Vertical
5/8/2023 8:15	0.0084	Vertical
5/9/2023 9:30	0.018	Vertical
5/10/2023 9:15	0.009	Vertical
5/11/2023 11:00	0.0106	Transverse
5/12/2023 10:45	0.0099	Vertical
5/13/2023 4:45	0.0081	Vertical
5/14/2023 21:00	0.009	Vertical
5/15/2023 17:45	0.0074	Vertical
5/16/2023 23:15	0.0106	Vertical
5/17/2023 9:15	0.0096	Vertical
5/18/2023 15:01	0.5604	Transverse
5/19/2023 2:45	0.0087	Vertical
5/20/2023 7:59	0.009	Vertical
5/21/2023 6:15	0.0102	Vertical
5/22/2023 9:45	0.0115	Vertical
5/23/2023 10:15	0.0146	Vertical
5/24/2023 8:30	0.0087	Vertical
5/25/2023 13:30	0.0099	Vertical
5/26/2023 10:15	0.0096	Longitudinal
5/27/2023 3:30	0.0112	Vertical
5/28/2023 19:30	0.0065	Vertical
5/29/2023 6:45	0.0093	Vertical
5/30/2023 21:15	0.0102	Transverse
5/31/2023 13:45	0.009	Vertical

9001 Collins VM2 Vibration Monitor - Maximum Daily Values		
Timestamp	Peak Particle Velocity (in./sec.)	Axis (Longitudinal/Transverse/Vertical)
6/1/2023 14:45	0.0211	Vertical
6/2/2023 13:34	0.3134	Longitudinal
6/3/2023 9:45	0.0084	Vertical
6/4/2023 14:15	0.0112	Vertical
6/5/2023 11:46	0.0102	Longitudinal
6/6/2023 4:15	0.0081	Vertical
6/7/2023 11:45	0.0124	Vertical
6/8/2023 16:45	0.0124	Vertical
6/9/2023 12:11	0.4341	Longitudinal
6/10/2023 8:30	0.0084	Vertical
6/11/2023 9:46	0.0065	Vertical
6/12/2023 10:30	0.0515	Transverse
6/13/2023 9:32	0.0078	Vertical
6/14/2023 15:00	0.0078	Vertical
6/15/2023 10:45	0.0099	Vertical
6/16/2023 10:17	0.0099	Vertical
6/17/2023 7:02	0.0102	Vertical
6/18/2023 19:17	0.0099	Vertical
6/19/2023 13:18	0.0987	Transverse
6/20/2023 2:15	0.0096	Vertical
6/21/2023 3:16	0.0106	Vertical
6/22/2023 20:30	0.0078	Vertical
6/23/2023 7:45	0.0096	Vertical
6/24/2023 12:45	0.0106	Vertical
6/25/2023 13:00	0.0096	Vertical
6/26/2023 18:16	0.0084	Vertical
6/27/2023 17:45	0.0276	Longitudinal
6/28/2023 20:46	0.0099	Vertical
6/29/2023 0:16	0.0078	Vertical
6/30/2023 12:30	0.009	Vertical
7/1/2023 4:00	0.0152	Transverse
7/2/2023 9:00	0.0081	Vertical
7/3/2023 10:15	0.1632	Longitudinal
7/4/2023 5:45	0.0096	Vertical
7/5/2023 16:30	0.0099	Longitudinal
7/6/2023 12:45	0.0081	Vertical
7/7/2023 12:15	0.0074	Vertical
7/8/2023 7:15	0.0121	Vertical
7/9/2023 11:00	0.0078	Vertical
7/10/2023 5:30	0.0084	Vertical
7/11/2023 7:46	0.0084	Vertical
7/12/2023 5:31	0.009	Vertical
7/13/2023 14:45	0.0115	Vertical

9001 Collins VM2 Vibration Monitor - Maximum Daily Values		
Timestamp	Peak Particle Velocity (in./sec.)	Axis (Longitudinal/Transverse/Vertical)
7/14/2023 15:00	0.1812	Longitudinal
7/15/2023 7:00	0.009	Vertical
7/16/2023 4:45	0.0093	Vertical
7/17/2023 11:45	0.032	Vertical
7/18/2023 7:59	0.022	Vertical
7/19/2023 16:30	0.0301	Vertical
7/20/2023 14:45	0.0366	Longitudinal
7/21/2023 10:45	0.0261	Vertical
7/22/2023 16:15	0.0062	Vertical
7/23/2023 10:30	0.0059	Vertical
7/24/2023 12:15	0.0189	Vertical
7/25/2023 14:15	0.0087	Vertical
7/26/2023 8:15	0.0214	Transverse
7/27/2023 11:45	0.0115	Vertical
7/28/2023 11:30	0.0205	Longitudinal
7/29/2023 19:00	0.0062	Vertical
7/30/2023 8:46	0.0121	Transverse
7/31/2023 8:45	0.0366	Longitudinal
8/1/2023 12:31	0.0214	Transverse
8/2/2023 13:02	0.036	Longitudinal
8/3/2023 9:45	0.0133	Longitudinal
8/4/2023 11:30	0.0133	Vertical
8/5/2023 16:15	0.0062	Vertical
8/6/2023 1:59	0.0059	Vertical
8/7/2023 13:47	0.0239	Vertical
8/8/2023 17:30	0.0183	Transverse
8/9/2023 15:45	0.0267	Longitudinal
8/10/2023 13:30	0.0158	Longitudinal
8/11/2023 16:30	0.0295	Vertical
8/12/2023 7:15	0.0062	Longitudinal
8/13/2023 15:45	0.0074	Vertical
8/14/2023 13:30	0.0149	Vertical
8/15/2023 10:17	0.0223	Transverse
8/16/2023 11:32	0.0245	Transverse
8/17/2023 13:49	0.1074	Longitudinal
8/18/2023 13:00	0.0248	Transverse
8/19/2023 4:15	0.0062	Vertical
8/20/2023 16:46	0.0087	Vertical
8/21/2023 11:30	0.0081	Transverse
8/22/2023 9:31	0.0344	Vertical
8/23/2023 10:01	0.0335	Transverse
8/24/2023 11:15	0.0385	Vertical
8/25/2023 10:00	0.041	Vertical

9001 Collins VM2 Vibration Monitor - Maximum Daily Values		
Timestamp	Peak Particle Velocity (in./sec.)	Axis (Longitudinal/Transverse/Vertical)
8/26/2023 8:45	0.0059	Vertical
8/27/2023 18:45	0.0068	Longitudinal
8/28/2023 17:00	0.031	Longitudinal
8/29/2023 16:01	0.0279	Vertical
8/30/2023 10:45	0.0289	Vertical
8/31/2023 14:46	0.0344	Vertical
9/1/2023 15:30	0.058	Vertical
9/2/2023 13:00	0.0059	Transverse
9/3/2023 1:15	0.0062	Vertical
9/4/2023 9:45	0.0065	Longitudinal
9/5/2023 12:16	0.085	Longitudinal
9/6/2023 9:46	0.0071	Vertical
9/7/2023 16:30	0.031	Longitudinal
9/8/2023 9:02	0.0388	Vertical
9/9/2023 18:45	0.0059	Vertical
9/10/2023 7:59	0.0065	Vertical
9/11/2023 16:45	0.0521	Vertical
9/12/2023 13:59	0.0456	Vertical
9/13/2023 14:45	0.0422	Vertical
9/14/2023 15:00	0.0093	Transverse
9/15/2023 11:32	0.0258	Transverse
9/16/2023 0:16	0.0059	Longitudinal
9/17/2023 9:15	0.0059	Vertical
9/18/2023 9:01	0.0217	Longitudinal
9/19/2023 14:30	0.009	Longitudinal
9/20/2023 10:00	0.022	Transverse
9/21/2023 16:32	0.1846	Longitudinal
9/22/2023 8:31	0.0233	Transverse
9/23/2023 8:31	0.0071	Vertical
9/24/2023 23:01	0.0065	Vertical
9/25/2023 13:15	0.0168	Transverse
9/26/2023 9:30	0.0205	Vertical
9/27/2023 9:31	0.0189	Vertical
9/28/2023 8:45	0.0174	Longitudinal
9/29/2023 10:31	0.0127	Vertical
9/30/2023 5:46	0.0071	Transverse
10/1/2023 16:31	0.0062	Vertical
10/2/2023 10:30	0.0205	Transverse
10/3/2023 15:33	0.1579	Longitudinal
10/4/2023 12:01	0.0236	Longitudinal
10/5/2023 12:28	0.1489	Longitudinal
10/6/2023 13:59	0.0137	Longitudinal
10/7/2023 2:15	0.0068	Vertical

9001 Collins VM2 Vibration Monitor - Maximum Daily Values		
Timestamp	Peak Particle Velocity (in./sec.)	Axis (Longitudinal/Transverse/Vertical)
10/8/2023 12:30	0.0068	Vertical
10/9/2023 12:16	0.041	Longitudinal
10/10/2023 14:30	0.027	Longitudinal
10/11/2023 11:00	0.0152	Transverse
10/12/2023 14:39	0.0695	Longitudinal
10/13/2023 11:00	0.0155	Longitudinal
10/14/2023 19:01	0.0071	Vertical
10/15/2023 7:59	0.0065	Vertical
10/16/2023 16:32	0.0242	Vertical
10/17/2023 15:31	0.0109	Longitudinal
10/18/2023 8:16	0.0199	Vertical
10/19/2023 16:30	0.0186	Vertical
10/20/2023 15:30	0.0168	Vertical
10/21/2023 21:01	0.0078	Vertical
10/22/2023 11:00	0.0065	Vertical
10/23/2023 11:25	0.0149	Vertical
10/24/2023 12:16	0.023	Vertical
10/25/2023 13:15	0.0177	Vertical
10/26/2023 11:59	0.0242	Vertical
10/27/2023 9:00	0.0264	Vertical
10/28/2023 5:45	0.0068	Vertical
10/29/2023 15:46	0.0065	Vertical
10/30/2023 9:31	0.032	Vertical
10/31/2023 15:00	0.0379	Vertical
11/1/2023 12:15	0.0614	Vertical
11/2/2023 9:15	0.0428	Vertical
11/7/2023 15:45	0.031	Vertical
11/8/2023 8:15	0.0481	Vertical
11/9/2023 10:01	0.0565	Transverse
11/10/2023 23:15	0.0068	Vertical
11/11/2023 2:15	0.0065	Vertical
11/12/2023 8:45	0.0078	Longitudinal
11/13/2023 14:59	0.0385	Transverse
11/14/2023 11:31	0.0453	Vertical
11/15/2023 10:00	0.0642	Vertical
11/16/2023 14:00	0.0596	Transverse
11/17/2023 8:15	0.0239	Vertical
11/18/2023 7:15	0.0127	Transverse
11/19/2023 3:30	0.0065	Vertical
11/20/2023 10:45	0.0515	Transverse
11/21/2023 9:15	0.0599	Longitudinal
11/22/2023 9:16	0.058	Vertical
11/23/2023 18:16	0.0062	Transverse

9001 Collins VM2 Vibration Monitor - Maximum Daily Values		
Timestamp	Peak Particle Velocity (in./sec.)	Axis (Longitudinal/Transverse/Vertical)
11/24/2023 4:59	0.0056	Vertical
11/25/2023 17:45	0.0068	Vertical
11/26/2023 6:00	0.0068	Vertical
11/27/2023 10:31	0.0652	Transverse
11/28/2023 13:45	0.018	Longitudinal
11/29/2023 12:30	0.0407	Transverse
11/30/2023 8:45	0.0062	Vertical
12/1/2023 7:15	0.0059	Transverse
12/2/2023 8:31	0.0062	Vertical
12/3/2023 11:15	0.0074	Vertical
12/4/2023 10:15	0.0546	Vertical
12/5/2023 4:59	0.0059	Vertical
12/6/2023 10:30	0.0087	Longitudinal
12/7/2023 12:00	0.0074	Longitudinal
12/8/2023 16:00	0.0326	Longitudinal
12/9/2023 15:32	0.0071	Vertical
12/10/2023 6:15	0.0062	Vertical
12/11/2023 8:15	0.0211	Transverse
12/12/2023 9:31	0.0434	Longitudinal
12/13/2023 14:45	0.0447	Longitudinal
12/14/2023 8:30	0.0568	Vertical
12/15/2023 8:59	0.0326	Longitudinal
12/16/2023 8:00	0.0068	Vertical
12/17/2023 12:59	0.0059	Vertical
12/18/2023 12:00	0.036	Vertical
12/19/2023 16:15	0.0304	Transverse
12/20/2023 10:45	0.0475	Longitudinal
12/21/2023 15:30	0.0472	Transverse
12/22/2023 10:45	0.0366	Longitudinal
12/23/2023 2:15	0.0062	Transverse
12/24/2023 6:15	0.0062	Vertical
12/25/2023 20:15	0.0065	Vertical
12/26/2023 10:17	0.0341	Vertical
12/27/2023 8:45	0.0317	Transverse
12/28/2023 13:45	0.0307	Transverse
12/29/2023 11:45	0.0531	Longitudinal
12/30/2023 14:45	0.0068	Vertical
12/31/2023 14:00	0.0065	Transverse
1/1/2024 13:17	0.0068	Transverse
1/2/2024 12:45	0.0295	Longitudinal
1/3/2024 12:15	0.0289	Transverse
1/4/2024 15:16	0.0161	Transverse
1/5/2024 8:59	0.0112	Transverse

9001 Collins VM2 Vibration Monitor - Maximum Daily Values		
Timestamp	Peak Particle Velocity (in./sec.)	Axis (Longitudinal/Transverse/Vertical)
1/6/2024 12:00	0.0068	Vertical
1/7/2024 0:45	0.0062	Vertical
1/8/2024 14:00	0.0118	Vertical
1/9/2024 10:15	0.0106	Vertical
1/11/2024 9:39	0.0164	Transverse
1/12/2024 10:30	0.0071	Longitudinal
1/13/2024 11:15	0.0078	Vertical
1/14/2024 15:45	0.0068	Vertical
1/15/2024 10:45	0.0403	Transverse
1/16/2024 13:30	0.0124	Vertical
1/17/2024 16:15	0.0593	Vertical
1/18/2024 11:46	0.045	Transverse
1/19/2024 8:15	0.0295	Vertical
1/20/2024 9:15	0.0071	Vertical
1/21/2024 7:30	0.0074	Vertical
1/22/2024 11:45	0.0431	Vertical
1/23/2024 9:30	0.0267	Vertical
1/24/2024 13:45	0.0254	Longitudinal
1/25/2024 10:15	0.0099	Vertical
1/26/2024 21:15	0.0109	Transverse
1/27/2024 0:15	0.0074	Vertical
1/28/2024 14:59	0.009	Transverse
1/29/2024 10:15	0.0227	Longitudinal
1/30/2024 5:45	0.0065	Vertical
1/31/2024 21:15	0.0065	Vertical
2/1/2024 14:31	0.0096	Longitudinal
2/2/2024 21:15	0.0068	Vertical
2/3/2024 17:45	0.0074	Vertical
2/4/2024 11:31	0.009	Longitudinal
2/5/2024 20:01	0.0071	Vertical
2/6/2024 0:01	0.0071	Vertical
2/7/2024 17:15	0.0065	Vertical
2/8/2024 12:15	0.0074	Vertical
2/9/2024 5:45	0.0078	Vertical
2/10/2024 8:30	0.009	Vertical
2/11/2024 0:59	0.0074	Vertical
2/12/2024 5:15	0.0074	Vertical
2/13/2024 11:30	0.0062	Vertical
2/14/2024 7:31	0.0065	Vertical
2/15/2024 0:45	0.0065	Vertical
2/16/2024 21:15	0.0071	Vertical
2/17/2024 6:00	0.0078	Vertical
2/18/2024 9:45	0.0084	Vertical

9001 Collins VM2 Vibration Monitor - Maximum Daily Values		
Timestamp	Peak Particle Velocity (in./sec.)	Axis (Longitudinal/Transverse/Vertical)
2/19/2024 5:15	0.0062	Vertical
2/20/2024 0:30	0.0068	Vertical
2/21/2024 6:30	0.0062	Vertical
2/22/2024 6:15	0.0065	Vertical
2/23/2024 6:30	0.0068	Vertical
2/24/2024 9:46	0.0081	Vertical
2/25/2024 11:16	0.0074	Vertical
2/26/2024 5:16	0.0084	Vertical
2/27/2024 22:01	0.0068	Vertical
2/28/2024 5:16	0.0068	Vertical
2/29/2024 12:01	0.0068	Vertical
3/1/2024 3:45	0.0071	Vertical
3/2/2024 4:01	0.0074	Vertical
3/3/2024 8:45	0.0068	Vertical
3/4/2024 8:30	0.0071	Vertical
3/5/2024 20:15	0.0074	Vertical
3/6/2024 12:45	0.0071	Vertical
3/7/2024 14:45	0.0071	Vertical
3/8/2024 6:31	0.0071	Vertical
3/9/2024 17:15	0.0087	Vertical
3/10/2024 13:15	0.0084	Transverse
3/11/2024 10:46	0.0093	Vertical
3/12/2024 11:59	0.0192	Longitudinal
3/13/2024 22:45	0.0078	Vertical
3/14/2024 23:59	0.0068	Vertical
3/15/2024 21:15	0.0074	Vertical
3/16/2024 9:00	0.0084	Vertical
3/17/2024 12:15	0.009	Vertical
3/18/2024 18:45	0.0084	Vertical
3/19/2024 12:15	0.0068	Vertical
3/20/2024 11:59	0.0078	Vertical
3/21/2024 5:45	0.0078	Vertical
3/22/2024 3:59	0.0078	Vertical
3/23/2024 15:15	0.0087	Vertical
3/24/2024 8:30	0.0074	Vertical
3/25/2024 6:15	0.0071	Vertical
3/26/2024 5:17	0.0074	Vertical
3/27/2024 14:30	0.0118	Longitudinal
3/28/2024 12:15	0.0118	Transverse
3/29/2024 18:15	0.0071	Vertical
3/30/2024 16:31	0.0081	Vertical
3/31/2024 5:00	0.0081	Vertical
4/1/2024 9:45	0.0236	Longitudinal

9001 Collins VM2 Vibration Monitor - Maximum Daily Values		
Timestamp	Peak Particle Velocity (in./sec.)	Axis (Longitudinal/Transverse/Vertical)
4/2/2024 21:31	0.0068	Vertical
4/3/2024 11:15	0.0084	Vertical
4/4/2024 7:59	0.0071	Vertical
4/5/2024 23:00	0.0074	Vertical
4/6/2024 9:45	0.0081	Vertical
4/7/2024 5:59	0.0074	Vertical
4/8/2024 5:32	0.0124	Transverse
4/9/2024 21:59	0.0071	Vertical
4/10/2024 0:15	0.0074	Vertical
4/11/2024 1:15	0.0071	Vertical
4/12/2024 5:30	0.0065	Vertical
4/13/2024 7:15	0.0074	Vertical
4/14/2024 9:30	0.0071	Vertical
4/15/2024 10:15	0.0071	Vertical
4/16/2024 1:00	0.0081	Vertical
4/17/2024 14:09	6.2875	Vertical
4/18/2024 11:46	0.1027	Transverse
4/19/2024 18:29	0.0375	Vertical
4/20/2024 16:20	0.1669	Longitudinal
4/21/2024 1:15	0.0084	Longitudinal
4/22/2024 13:15	0.0084	Transverse
4/23/2024 10:40	0.0962	Vertical
4/24/2024 7:59	0.0984	Vertical
4/25/2024 0:45	0.0071	Vertical
4/26/2024 15:00	0.3888	Vertical
4/27/2024 2:15	0.0434	Vertical
4/28/2024 9:30	0.0078	Vertical
4/29/2024 13:59	0.1753	Vertical
4/30/2024 3:30	0.0071	Transverse
5/1/2024 17:01	0.3001	Transverse
5/2/2024 7:30	0.251	Longitudinal
5/3/2024 12:39	0.3879	Transverse
5/6/2024 12:30	0.0068	Vertical
5/7/2024 5:00	0.0074	Transverse
5/8/2024 21:15	0.0115	Vertical
5/9/2024 22:45	0.0099	Vertical
5/10/2024 5:15	0.0081	Transverse
5/11/2024 23:00	0.0081	Vertical
5/12/2024 3:45	0.0081	Transverse
5/13/2024 4:45	0.0074	Transverse
5/14/2024 3:30	0.0078	Longitudinal
5/15/2024 3:59	0.0081	Transverse
5/16/2024 0:45	0.0078	Vertical

9001 Collins VM2 Vibration Monitor - Maximum Daily Values		
Timestamp	Peak Particle Velocity (in./sec.)	Axis (Longitudinal/Transverse/Vertical)
5/17/2024 9:59	0.013	Longitudinal
5/18/2024 19:59	0.0074	Vertical
5/19/2024 19:15	0.0068	Vertical
5/20/2024 18:45	0.0081	Vertical
5/21/2024 6:16	0.0081	Transverse
5/22/2024 0:15	0.0065	Vertical
5/23/2024 14:40	0.0189	Longitudinal
5/24/2024 7:16	0.0233	Transverse
5/25/2024 23:30	0.0081	Transverse
5/26/2024 17:00	0.0071	Vertical
5/27/2024 19:59	0.0096	Transverse
5/28/2024 13:00	0.0121	Transverse
5/29/2024 11:46	0.0211	Transverse
5/30/2024 0:15	0.0081	Vertical
5/31/2024 13:59	0.0133	Transverse
6/1/2024 6:30	0.0093	Longitudinal
6/2/2024 11:59	0.0078	Vertical
6/3/2024 6:30	0.0071	Vertical
6/4/2024 20:30	0.013	Transverse
6/5/2024 5:30	0.0078	Transverse
6/6/2024 22:15	0.0118	Longitudinal
6/7/2024 3:00	0.0348	Longitudinal
6/8/2024 10:15	0.0084	Vertical
6/9/2024 20:30	0.0071	Vertical
6/10/2024 4:45	0.0071	Transverse
6/11/2024 10:31	0.0099	Longitudinal
6/12/2024 13:59	0.0317	Vertical
6/13/2024 12:15	0.0152	Longitudinal
6/14/2024 17:45	0.0242	Transverse
6/15/2024 7:15	0.0289	Transverse
6/16/2024 21:59	0.0366	Longitudinal
6/17/2024 14:45	0.0239	Longitudinal
6/18/2024 17:31	0.0338	Longitudinal
6/19/2024 1:15	0.0565	Transverse
6/20/2024 3:00	0.0133	Transverse
6/21/2024 16:31	0.0068	Transverse
6/22/2024 7:16	0.0121	Longitudinal
6/23/2024 1:59	0.0093	Vertical
6/24/2024 9:00	0.0202	Transverse
6/25/2024 3:00	0.0248	Transverse
6/26/2024 11:01	0.049	Longitudinal
6/27/2024 7:15	0.0093	Vertical
6/28/2024 10:31	0.0127	Transverse

9001 Collins VM2 Vibration Monitor - Maximum Daily Values		
Timestamp	Peak Particle Velocity (in./sec.)	Axis (Longitudinal/Transverse/Vertical)
6/29/2024 9:15	0.0081	Vertical
6/30/2024 11:59	0.0102	Transverse
7/1/2024 1:45	0.0071	Vertical
7/2/2024 19:59	0.0146	Transverse
7/3/2024 15:45	0.0168	Longitudinal
7/4/2024 21:15	0.014	Vertical
7/5/2024 13:59	0.076	Longitudinal
7/6/2024 13:30	0.0385	Transverse
7/7/2024 20:15	0.0248	Transverse
7/8/2024 1:30	0.0068	Vertical
7/9/2024 9:59	0.13	Transverse
7/10/2024 8:31	0.0071	Vertical
7/11/2024 15:15	0.0096	Transverse
7/12/2024 13:30	0.0096	Vertical
7/13/2024 17:00	0.0078	Vertical
7/14/2024 22:45	0.0074	Vertical
7/15/2024 11:45	0.0124	Transverse
7/16/2024 21:46	0.0074	Vertical
7/17/2024 21:30	0.2138	Longitudinal
7/18/2024 12:30	0.0273	Longitudinal
7/19/2024 13:00	0.0059	Transverse
7/20/2024 0:45	0.0071	Transverse
7/21/2024 11:00	0.0078	Vertical
7/22/2024 12:15	0.0096	Longitudinal
7/23/2024 7:00	0.0071	Vertical
7/24/2024 19:30	0.0068	Vertical
7/25/2024 7:45	0.0065	Vertical
7/26/2024 7:30	0.0062	Vertical
7/27/2024 23:59	0.0071	Vertical
7/28/2024 7:16	0.0071	Vertical
7/29/2024 6:31	0.0074	Vertical
7/30/2024 20:45	0.0074	Vertical
7/31/2024 7:31	0.0068	Transverse
8/1/2024 9:01	0.0074	Longitudinal
8/2/2024 21:00	0.0071	Vertical
8/3/2024 17:45	0.0081	Vertical
8/4/2024 1:45	0.0074	Vertical
8/5/2024 3:45	0.013	Transverse
8/6/2024 15:00	0.014	Vertical
8/7/2024 11:59	0.0372	Transverse
8/8/2024 14:53	0.1638	Transverse
8/9/2024 10:45	0.0242	Vertical
8/10/2024 7:46	0.0074	Vertical

9001 Collins VM2 Vibration Monitor - Maximum Daily Values		
Timestamp	Peak Particle Velocity (in./sec.)	Axis (Longitudinal/Transverse/Vertical)
8/11/2024 18:16	0.0062	Vertical
8/12/2024 9:15	0.076	Vertical
8/13/2024 10:30	0.0087	Vertical
8/14/2024 19:31	0.0056	Vertical
8/15/2024 10:45	0.0543	Vertical
8/16/2024 13:01	0.0158	Longitudinal
8/17/2024 8:45	0.0074	Vertical
8/18/2024 15:59	0.0071	Vertical
8/19/2024 11:30	0.0171	Vertical
8/20/2024 15:45	0.0174	Vertical
8/21/2024 15:59	0.0354	Vertical
8/22/2024 8:31	0.027	Transverse
8/23/2024 13:30	0.0227	Vertical
8/24/2024 15:30	0.0062	Vertical
8/25/2024 1:46	0.0065	Vertical
8/26/2024 11:59	0.0385	Vertical
8/27/2024 11:30	0.0462	Vertical
8/28/2024 9:00	0.032	Vertical
8/29/2024 16:38	0.0202	Longitudinal
8/30/2024 12:16	0.0186	Vertical
8/31/2024 5:30	0.0074	Transverse
9/1/2024 1:15	0.0059	Longitudinal
9/2/2024 18:31	0.0062	Longitudinal
9/3/2024 14:45	0.0161	Longitudinal
9/4/2024 12:31	0.0329	Vertical
9/5/2024 11:59	0.0301	Transverse
9/6/2024 13:31	0.0338	Vertical
9/7/2024 16:45	0.0068	Longitudinal
9/8/2024 23:00	0.0071	Longitudinal
9/9/2024 15:46	0.0363	Vertical
9/10/2024 12:46	0.0565	Vertical
9/11/2024 8:30	0.0751	Longitudinal
9/12/2024 8:45	0.0372	Vertical
9/13/2024 12:31	0.0441	Vertical
9/14/2024 14:45	0.0189	Transverse
9/15/2024 14:30	0.0273	Transverse
9/16/2024 8:30	0.0369	Vertical
9/17/2024 15:30	0.0438	Longitudinal
9/18/2024 13:01	0.054	Vertical
9/19/2024 11:59	0.0301	Transverse
9/20/2024 13:59	0.0192	Longitudinal
9/21/2024 8:45	0.0071	Vertical
9/22/2024 7:31	0.0071	Vertical

9001 Collins VM2 Vibration Monitor - Maximum Daily Values		
Timestamp	Peak Particle Velocity (in./sec.)	Axis (Longitudinal/Transverse/Vertical)
9/23/2024 15:15	0.0071	Longitudinal
9/24/2024 23:16	0.0493	Transverse
9/25/2024 9:00	0.0664	Longitudinal
9/26/2024 14:45	0.0428	Vertical
9/27/2024 10:31	0.0413	Vertical
9/28/2024 9:59	0.0074	Transverse
9/29/2024 1:45	0.0071	Vertical
9/30/2024 15:30	0.0996	Longitudinal
10/1/2024 11:01	0.045	Vertical
10/2/2024 14:16	0.0571	Longitudinal
10/3/2024 15:30	0.0776	Vertical
10/4/2024 15:30	0.1055	Vertical
10/5/2024 23:46	0.0059	Vertical
10/6/2024 19:45	0.0084	Vertical
10/7/2024 12:15	0.0478	Transverse
10/8/2024 14:45	0.0428	Transverse
10/9/2024 21:59	0.0205	Transverse
10/10/2024 1:00	0.0081	Transverse
10/11/2024 13:15	0.0307	Transverse
10/12/2024 0:15	0.0078	Transverse
10/13/2024 13:02	0.0065	Vertical
10/14/2024 7:32	0.005	Vertical
10/15/2024 9:00	0.049	Vertical
10/16/2024 17:45	0.0531	Transverse
10/17/2024 13:00	0.0382	Transverse
10/18/2024 16:15	0.0583	Transverse
10/19/2024 3:30	0.0062	Vertical
10/20/2024 6:30	0.0053	Vertical
10/21/2024 9:01	0.0608	Vertical
10/22/2024 17:15	0.0735	Longitudinal
10/23/2024 8:15	0.0382	Vertical
10/24/2024 13:15	0.0351	Transverse
10/25/2024 9:59	0.0608	Transverse
10/26/2024 20:15	0.005	Vertical
10/27/2024 9:30	0.0047	Vertical
10/28/2024 14:16	0.0897	Vertical
10/29/2024 12:45	0.0465	Longitudinal
10/30/2024 12:16	0.068	Vertical
10/31/2024 10:30	0.0546	Longitudinal
11/1/2024 16:45	0.0326	Transverse
11/2/2024 13:46	0.0068	Vertical
11/3/2024 20:30	0.0053	Vertical
11/4/2024 13:15	0.0683	Longitudinal

9001 Collins VM2 Vibration Monitor - Maximum Daily Values		
Timestamp	Peak Particle Velocity (in./sec.)	Axis (Longitudinal/Transverse/Vertical)
11/5/2024 12:01	0.0807	Vertical
11/6/2024 9:15	0.0434	Longitudinal
11/7/2024 9:15	0.0509	Longitudinal
11/8/2024 14:17	0.0239	Vertical
11/9/2024 7:31	0.005	Longitudinal
11/10/2024 12:00	0.014	Transverse
11/11/2024 6:00	0.0056	Vertical
11/12/2024 17:15	0.0559	Vertical
11/13/2024 14:59	0.0708	Vertical
11/14/2024 11:31	0.0903	Longitudinal
11/15/2024 16:31	0.1157	Longitudinal
11/16/2024 14:15	0.0056	Vertical
11/17/2024 4:59	0.0043	Vertical
11/18/2024 9:45	0.0655	Vertical
11/19/2024 8:59	0.0295	Vertical
11/20/2024 14:22	0.0298	Transverse
11/21/2024 10:31	0.0419	Longitudinal
11/22/2024 16:46	0.0251	Longitudinal
11/23/2024 5:45	0.0081	Longitudinal
11/24/2024 10:59	0.0047	Transverse
11/25/2024 14:45	0.0223	Longitudinal
11/26/2024 17:15	0.0348	Transverse
11/27/2024 10:30	0.0289	Vertical
11/28/2024 4:01	0.0056	Vertical
11/29/2024 12:46	0.0056	Vertical
11/30/2024 0:00	0.0059	Vertical
12/1/2024 4:16	0.0065	Vertical
12/2/2024 12:31	0.0214	Vertical
12/3/2024 16:01	0.0236	Transverse
12/4/2024 10:16	0.0267	Vertical
12/5/2024 16:01	0.0341	Vertical
12/6/2024 12:59	0.0496	Vertical
12/7/2024 6:45	0.0059	Longitudinal
12/8/2024 22:16	0.0065	Vertical
12/9/2024 16:59	0.04	Transverse
12/10/2024 8:15	0.1005	Transverse
12/11/2024 8:59	0.0279	Transverse
12/12/2024 11:16	0.0282	Transverse
12/13/2024 9:31	0.0295	Transverse
12/14/2024 8:15	0.0065	Vertical
12/15/2024 23:15	0.0164	Vertical
12/16/2024 13:15	0.0484	Transverse
12/17/2024 14:45	0.0611	Vertical

9001 Collins VM2 Vibration Monitor - Maximum Daily Values		
Timestamp	Peak Particle Velocity (in./sec.)	Axis (Longitudinal/Transverse/Vertical)
12/18/2024 15:15	0.045	Vertical
12/19/2024 12:59	0.0385	Transverse
12/20/2024 9:30	0.0521	Vertical
12/21/2024 20:01	0.0065	Vertical
12/22/2024 12:15	0.005	Vertical
12/23/2024 8:45	0.0335	Vertical
12/24/2024 20:16	0.0059	Vertical
12/25/2024 6:45	0.0047	Vertical
12/26/2024 11:45	0.0264	Vertical
12/27/2024 8:45	0.0714	Vertical
12/28/2024 18:59	0.0059	Vertical
12/29/2024 21:30	0.0059	Vertical
12/30/2024 13:15	0.0838	Transverse
12/31/2024 10:15	0.0056	Vertical
1/1/2025 0:00	0.0059	Vertical
1/2/2025 13:15	0.0351	Transverse
1/3/2025 16:00	0.0447	Transverse
1/4/2025 19:30	0.0059	Vertical
1/5/2025 1:30	0.0053	Vertical
1/6/2025 14:59	0.0208	Transverse
1/7/2025 14:16	0.0633	Vertical
1/8/2025 13:15	0.0264	Transverse
1/9/2025 14:45	0.041	Transverse
1/10/2025 10:30	0.0366	Transverse
1/11/2025 7:45	0.0059	Vertical
1/12/2025 20:59	0.0078	Vertical
1/13/2025 10:00	0.0574	Transverse
1/14/2025 14:30	0.0534	Vertical
1/15/2025 16:00	0.0652	Longitudinal
1/16/2025 14:15	0.0285	Vertical
1/17/2025 8:16	0.0177	Vertical
1/18/2025 13:30	0.0071	Vertical
1/19/2025 14:46	0.0071	Transverse
1/20/2025 9:15	0.005	Vertical
1/21/2025 11:30	0.0264	Vertical
1/22/2025 10:15	0.0254	Longitudinal
1/23/2025 8:31	0.0242	Transverse
1/24/2025 10:45	0.0264	Longitudinal
1/25/2025 13:15	0.0071	Vertical
1/26/2025 9:15	0.005	Vertical
1/27/2025 16:00	0.0515	Transverse
1/28/2025 16:45	0.0465	Longitudinal
1/29/2025 14:01	0.0518	Transverse

9001 Collins VM2 Vibration Monitor - Maximum Daily Values		
Timestamp	Peak Particle Velocity (in./sec.)	Axis (Longitudinal/Transverse/Vertical)
1/30/2025 10:00	0.0223	Transverse
1/31/2025 10:15	0.022	Vertical
2/1/2025 0:30	0.0068	Vertical
2/2/2025 9:45	0.0053	Vertical
2/3/2025 10:59	0.013	Vertical
2/4/2025 10:15	0.0332	Longitudinal
2/5/2025 12:59	0.0363	Transverse
2/6/2025 16:45	0.0375	Transverse
2/7/2025 13:30	0.036	Transverse
2/8/2025 18:30	0.0093	Transverse
2/9/2025 11:30	0.0059	Vertical
2/10/2025 17:45	0.0475	Transverse
2/11/2025 16:45	0.0298	Vertical
2/12/2025 8:00	0.0465	Transverse
2/13/2025 14:45	0.0292	Transverse
2/14/2025 10:45	0.0344	Vertical
2/15/2025 8:59	0.0062	Vertical
2/16/2025 5:30	0.0056	Vertical
2/17/2025 19:45	0.022	Transverse
2/18/2025 14:45	0.0127	Longitudinal
2/19/2025 11:15	0.0282	Vertical
2/20/2025 11:30	0.0078	Transverse
2/21/2025 12:40	0.0537	Transverse
2/22/2025 12:15	0.0078	Vertical
2/23/2025 1:31	0.0053	Vertical
2/24/2025 16:59	0.0279	Transverse
2/25/2025 8:16	0.0438	Transverse
2/26/2025 11:15	0.0208	Transverse
2/27/2025 14:45	0.0385	Longitudinal
2/28/2025 8:46	0.0354	Vertical
3/1/2025 8:45	0.0071	Transverse
3/2/2025 14:59	0.0053	Vertical
3/3/2025 8:45	0.013	Vertical
3/4/2025 13:15	0.013	Transverse
3/5/2025 15:15	0.0161	Transverse
3/6/2025 13:15	0.0106	Vertical
3/7/2025 10:30	0.0205	Vertical
3/8/2025 5:45	0.0056	Vertical
3/9/2025 19:30	0.0071	Vertical
3/10/2025 17:15	0.0195	Transverse
3/11/2025 8:15	0.0171	Transverse
3/12/2025 9:46	0.0118	Transverse
3/13/2025 9:59	0.0115	Vertical

9001 Collins VM2 Vibration Monitor - Maximum Daily Values		
Timestamp	Peak Particle Velocity (in./sec.)	Axis (Longitudinal/Transverse/Vertical)
3/14/2025 16:30	0.0071	Transverse
3/15/2025 8:15	0.0065	Vertical
3/16/2025 15:45	0.0053	Vertical
3/17/2025 14:30	0.0112	Transverse
3/18/2025 11:45	0.0413	Transverse
3/19/2025 9:01	0.0251	Longitudinal
3/20/2025 9:31	0.0385	Vertical
3/21/2025 15:46	0.0453	Vertical
3/22/2025 22:15	0.0065	Vertical
3/23/2025 21:01	0.005	Vertical
3/24/2025 9:01	0.0881	Vertical
3/25/2025 8:15	0.0863	Vertical
3/26/2025 9:00	0.0416	Vertical
3/27/2025 9:31	0.0192	Transverse
3/28/2025 9:16	0.0692	Transverse
3/29/2025 16:30	0.0059	Vertical
3/30/2025 2:15	0.0062	Vertical
3/31/2025 15:15	0.0267	Vertical
4/1/2025 9:59	0.0639	Vertical
4/2/2025 14:46	0.0754	Vertical
4/3/2025 16:30	0.0627	Vertical
4/4/2025 9:00	0.0757	Vertical
4/5/2025 10:30	0.0375	Transverse
4/6/2025 17:30	0.0065	Longitudinal
4/7/2025 13:15	0.0571	Transverse
4/8/2025 22:30	0.0416	Longitudinal
4/9/2025 9:47	0.0481	Transverse
4/10/2025 9:31	0.0375	Transverse
4/11/2025 13:30	0.036	Transverse
4/12/2025 12:15	0.0059	Vertical
4/13/2025 21:16	0.0056	Vertical
4/14/2025 9:30	0.0304	Transverse
4/15/2025 11:30	0.0438	Transverse
4/16/2025 7:59	0.0223	Vertical
4/17/2025 8:45	0.0261	Vertical
4/18/2025 10:15	0.0087	Transverse
4/19/2025 18:45	0.0065	Transverse
4/20/2025 23:15	0.0056	Transverse
4/21/2025 3:59	0.009	Transverse
4/22/2025 15:14	0.0227	Transverse
4/23/2025 1:15	0.0081	Vertical
4/24/2025 10:30	0.0084	Vertical
4/25/2025 16:15	0.0282	Longitudinal

9001 Collins VM2 Vibration Monitor - Maximum Daily Values		
Timestamp	Peak Particle Velocity (in./sec.)	Axis (Longitudinal/Transverse/Vertical)
4/26/2025 8:45	0.0056	Vertical
4/27/2025 13:15	0.0056	Vertical
4/28/2025 7:30	0.006	Longitudinal
4/29/2025 8:45	0.013	Transverse
4/30/2025 9:30	0.016	Vertical
5/1/2025 9:30	0.02	Vertical
5/2/2025 13:45	0.011	Transverse
5/3/2025 7:59	0.006	Vertical
5/4/2025 22:15	0.007	Transverse
5/5/2025 14:30	0.012	Vertical
5/6/2025 9:30	0.015	Vertical
5/7/2025 12:30	0.01	Longitudinal
5/8/2025 9:45	0.057	Vertical
5/9/2025 9:46	0.016	Vertical
5/10/2025 3:59	0.008	Vertical
5/11/2025 2:30	0.005	Vertical
5/12/2025 23:59	0.006	Vertical
5/13/2025 8:30	0.032	Vertical
5/14/2025 13:30	0.051	Vertical
5/15/2025 15:45	0.062	Vertical
5/16/2025 12:30	0.034	Transverse
5/17/2025 16:45	0.006	Vertical
5/18/2025 5:15	0.005	Vertical
5/19/2025 12:15	0.024	Transverse
5/20/2025 15:30	0.038	Longitudinal
5/21/2025 11:00	0.025	Transverse
5/22/2025 9:15	0.022	Vertical
5/23/2025 12:15	0.013	Transverse
5/24/2025 1:30	0.006	Vertical
5/25/2025 9:30	0.006	Vertical
5/26/2025 12:15	0.006	Vertical
5/27/2025 14:45	0.036	Longitudinal
5/28/2025 12:30	0.043	Longitudinal
5/29/2025 15:00	0.04	Longitudinal
5/30/2025 8:45	0.031	Longitudinal
5/31/2025 8:45	0.007	Vertical
6/1/2025 22:45	0.008	Transverse
6/2/2025 13:30	0.047	Vertical
6/3/2025 11:00	0.03	Transverse
6/4/2025 11:15	0.04	Vertical
6/5/2025 16:30	0.063	Vertical
6/6/2025 8:46	0.091	Vertical
6/7/2025 7:45	0.005	Vertical

9001 Collins VM2 Vibration Monitor - Maximum Daily Values		
Timestamp	Peak Particle Velocity (in./sec.)	Axis (Longitudinal/Transverse/Vertical)
6/8/2025 6:15	0.005	Vertical
6/9/2025 8:46	0.075	Longitudinal
6/10/2025 8:46	0.032	Vertical
6/11/2025 11:45	0.051	Vertical
6/12/2025 12:16	0.038	Transverse
6/13/2025 9:15	0.015	Vertical
6/14/2025 2:16	0.006	Vertical
6/15/2025 6:45	0.006	Vertical
6/16/2025 10:15	0.009	Longitudinal
6/17/2025 8:31	0.012	Longitudinal
6/18/2025 12:15	0.011	Longitudinal
6/19/2025 10:30	0.006	Vertical
6/20/2025 14:30	0.01	Longitudinal
6/21/2025 19:45	0.006	Vertical
6/22/2025 1:00	0.006	Vertical
6/23/2025 7:30	0.016	Transverse
6/24/2025 13:59	0.014	Longitudinal
6/25/2025 8:16	0.013	Vertical
6/26/2025 7:59	0.012	Longitudinal
6/27/2025 13:59	0.011	Longitudinal
6/28/2025 1:00	0.008	Vertical
6/29/2025 2:16	0.005	Vertical
6/30/2025 13:59	0.011	Vertical
7/1/2025 13:59	0.011	Vertical
7/2/2025 14:15	0.043	Transverse
7/3/2025 13:45	0.016	Transverse
7/4/2025 23:45	0.009	Transverse
7/5/2025 9:45	0.006	Transverse
7/6/2025 13:00	0.007	Transverse
7/7/2025 13:59	0.007	Longitudinal
7/8/2025 8:46	0.006	Transverse
7/9/2025 14:45	0.006	Transverse
7/10/2025 3:15	0.005	Vertical
7/11/2025 7:59	0.012	Longitudinal
7/12/2025 2:15	0.006	Vertical
7/13/2025 7:15	0.005	Longitudinal
7/14/2025 11:15	0.012	Transverse
7/15/2025 14:16	0.017	Vertical
7/16/2025 8:30	0.007	Vertical
7/17/2025 7:59	0.016	Vertical
7/18/2025 0:15	0.006	Vertical
7/19/2025 8:45	0.006	Vertical
7/20/2025 5:15	0.006	Vertical

9001 Collins VM2 Vibration Monitor - Maximum Daily Values		
Timestamp	Peak Particle Velocity (in./sec.)	Axis (Longitudinal/Transverse/Vertical)
7/21/2025 13:15	0.047	Transverse
7/22/2025 14:45	0.03	Longitudinal
7/23/2025 10:15	0.007	Vertical
7/24/2025 8:15	0.008	Vertical
7/25/2025 9:45	0.009	Vertical
7/26/2025 7:45	0.005	Vertical
7/27/2025 7:45	0.004	Vertical
7/28/2025 12:15	0.017	Transverse
7/29/2025 1:59	0.007	Vertical
7/30/2025 11:30	0.01	Vertical
7/31/2025 11:59	0.012	Vertical
8/1/2025 14:30	0.009	Longitudinal
8/2/2025 16:15	0.006	Vertical
8/3/2025 5:30	0.006	Vertical
8/4/2025 8:30	0.009	Longitudinal
8/5/2025 15:46	0.014	Transverse
8/6/2025 9:15	0.01	Longitudinal
8/7/2025 13:54	0.211	Longitudinal
8/8/2025 17:15	0.007	Vertical
8/9/2025 4:45	0.014	Transverse
8/10/2025 17:16	0.006	Transverse
8/11/2025 15:46	0.007	Longitudinal
8/12/2025 3:59	0.007	Vertical
8/13/2025 16:08	0.358	Longitudinal
8/14/2025 8:15	0.02	Vertical
8/15/2025 9:15	0.019	Vertical
8/16/2025 10:45	0.005	Vertical
8/17/2025 21:59	0.007	Transverse
8/18/2025 13:59	0.006	Longitudinal
8/19/2025 10:45	0.016	Longitudinal
8/20/2025 9:15	0.013	Longitudinal
8/21/2025 17:15	0.008	Longitudinal
8/22/2025 17:46	0.007	Transverse
8/23/2025 12:45	0.012	Transverse
8/24/2025 19:15	0.006	Transverse
8/25/2025 19:59	0.015	Transverse
8/26/2025 17:30	0.01	Vertical
8/27/2025 16:45	0.008	Vertical
8/28/2025 5:45	0.013	Transverse
8/29/2025 15:59	0.05	Longitudinal
8/30/2025 5:00	0.007	Vertical
8/31/2025 12:15	0.006	Transverse
9/1/2025 15:45	0.012	Transverse

9001 Collins VM2 Vibration Monitor - Maximum Daily Values		
Timestamp	Peak Particle Velocity (in./sec.)	Axis (Longitudinal/Transverse/Vertical)
9/2/2025 17:15	0.01	Longitudinal
9/3/2025 9:16	0.02	Vertical
9/4/2025 4:15	0.008	Vertical
9/5/2025 11:15	0.013	Vertical
9/6/2025 5:45	0.006	Vertical
9/7/2025 3:15	0.006	Vertical
9/8/2025 13:00	0.011	Longitudinal
9/9/2025 11:59	0.012	Transverse
9/10/2025 14:15	0.014	Transverse
9/11/2025 9:15	0.012	Vertical
9/12/2025 11:59	0.047	Transverse
9/13/2025 22:30	0.006	Vertical
9/14/2025 17:45	0.008	Transverse
9/15/2025 8:30	0.016	Longitudinal
9/16/2025 16:31	0.012	Longitudinal
9/17/2025 13:45	0.009	Longitudinal
9/18/2025 15:59	0.009	Vertical
9/19/2025 14:31	0.009	Vertical
9/20/2025 5:15	0.005	Vertical
9/21/2025 5:30	0.005	Vertical
9/22/2025 8:30	0.011	Transverse
9/23/2025 17:45	0.007	Longitudinal
9/24/2025 13:45	0.012	Longitudinal
9/25/2025 8:16	0.011	Vertical
9/26/2025 17:15	0.01	Vertical
9/27/2025 12:45	0.014	Transverse
9/28/2025 4:30	0.005	Transverse
9/29/2025 8:15	0.024	Longitudinal
9/30/2025 9:45	0.01	Vertical
10/1/2025 9:15	0.007	Longitudinal
10/2/2025 8:16	0.02	Longitudinal
10/3/2025 14:31	0.018	Vertical
10/4/2025 16:15	0.007	Vertical
10/5/2025 0:30	0.005	Transverse
10/6/2025 8:16	0.029	Longitudinal
10/7/2025 15:59	0.029	Longitudinal
10/8/2025 9:46	0.013	Transverse
10/9/2025 14:46	0.012	Longitudinal
10/10/2025 12:31	0.012	Longitudinal
10/11/2025 15:45	0.006	Transverse
10/12/2025 9:30	0.006	Transverse
10/13/2025 7:30	0.008	Longitudinal
10/14/2025 9:00	0.007	Transverse

9001 Collins VM2 Vibration Monitor - Maximum Daily Values		
Timestamp	Peak Particle Velocity (in./sec.)	Axis (Longitudinal/Transverse/Vertical)
10/15/2025 10:32	0.129	Longitudinal
10/16/2025 15:30	0.028	Transverse
10/17/2025 11:16	0.021	Longitudinal
10/18/2025 8:45	0.009	Vertical
10/19/2025 12:45	0.009	Vertical
10/20/2025 9:01	0.029	Transverse
10/21/2025 14:30	0.025	Transverse
10/22/2025 8:45	0.024	Transverse
10/23/2025 8:16	0.025	Longitudinal
10/24/2025 9:01	0.027	Vertical
10/25/2025 0:15	0.005	Transverse
10/26/2025 17:31	0.006	Vertical
10/27/2025 11:00	0.023	Vertical
10/28/2025 10:30	0.11	Longitudinal
10/29/2025 13:16	0.011	Vertical
10/30/2025 15:00	0.051	Transverse
10/31/2025 8:15	0.007	Vertical
11/1/2025 3:45	0.005	Transverse
11/2/2025 0:15	0.006	Vertical
11/3/2025 10:00	0.009	Vertical
11/4/2025 8:31	0.013	Vertical
11/5/2025 8:15	0.01	Vertical
11/6/2025 14:45	0.009	Longitudinal
11/7/2025 15:30	0.009	Transverse
11/8/2025 0:45	0.006	Vertical
11/9/2025 16:15	0.005	Vertical
11/10/2025 8:15	0.017	Vertical
11/11/2025 4:59	0.005	Vertical
11/12/2025 14:31	0.022	Longitudinal
11/13/2025 9:45	0.012	Longitudinal
11/14/2025 12:59	0.016	Longitudinal
11/15/2025 1:16	0.01	Longitudinal
11/16/2025 0:30	0.008	Vertical
11/17/2025 22:00	0.017	Vertical
11/18/2025 16:59	0.016	Longitudinal
11/19/2025 9:57	0.049	Transverse
11/20/2025 22:30	0.024	Longitudinal
11/21/2025 16:45	0.021	Vertical
11/22/2025 11:45	0.007	Vertical
11/23/2025 14:15	0.007	Vertical
11/24/2025 22:15	0.012	Vertical
11/25/2025 22:00	0.016	Longitudinal
11/26/2025 0:30	0.015	Vertical

9001 Collins VM2 Vibration Monitor - Maximum Daily Values		
Timestamp	Peak Particle Velocity (in./sec.)	Axis (Longitudinal/Transverse/Vertical)
11/27/2025 10:45	0.016	Transverse
11/28/2025 8:45	0.008	Transverse
11/29/2025 9:46	0.006	Transverse
11/30/2025 18:31	0.006	Vertical
12/1/2025 22:01	0.031	Vertical
12/2/2025 1:45	0.042	Vertical
12/3/2025 12:15	0.019	Vertical
12/4/2025 22:31	0.035	Longitudinal
12/5/2025 2:00	0.02	Vertical
12/6/2025 0:59	0.006	Longitudinal
12/7/2025 8:45	0.007	Vertical
12/8/2025 14:59	0.014	Longitudinal
12/9/2025 10:59	0.015	Transverse
12/10/2025 15:15	0.05	Transverse
12/11/2025 0:45	0.017	Vertical
12/12/2025 8:00	0.015	Longitudinal
12/13/2025 13:45	0.007	Transverse
12/14/2025 0:45	0.008	Transverse
12/15/2025 13:46	0.017	Vertical
12/16/2025 12:16	0.055	Transverse
12/17/2025 0:59	0.022	Vertical
12/18/2025 8:31	0.019	Transverse
12/19/2025 8:16	0.01	Transverse
12/20/2025 19:30	0.008	Vertical
12/21/2025 14:59	0.008	Vertical
12/22/2025 8:15	0.016	Vertical
12/23/2025 8:15	0.012	Longitudinal
12/24/2025 8:00	0.011	Longitudinal
12/25/2025 2:15	0.006	Vertical
12/26/2025 10:15	0.013	Vertical
12/27/2025 12:45	0.006	Vertical
12/28/2025 12:00	0.007	Vertical
12/29/2025 8:00	0.008	Longitudinal
12/30/2025 8:59	0.043	Vertical
12/31/2025 10:45	0.04	Transverse
1/1/2026 16:15	0.006	Longitudinal
1/2/2026 12:15	0.01	Transverse
1/3/2026 6:15	0.006	Longitudinal
1/4/2026 15:30	0.006	Longitudinal
1/5/2026 9:30	0.048	Longitudinal
1/6/2026 17:46	0.016	Longitudinal
1/7/2026 8:59	0.034	Longitudinal
1/8/2026 16:15	0.029	Vertical

9001 Collins VM2 Vibration Monitor - Maximum Daily Values		
Timestamp	Peak Particle Velocity (in./sec.)	Axis (Longitudinal/Transverse/Vertical)
1/9/2026 12:59	0.012	Longitudinal
1/10/2026 14:15	0.007	Vertical
1/11/2026 0:59	0.006	Longitudinal
1/12/2026 8:45	0.02	Vertical
1/13/2026 9:30	0.03	Vertical
1/14/2026 8:59	0.012	Longitudinal
1/15/2026 10:15	0.006	Transverse
1/16/2026 12:24	0.208	Longitudinal
1/17/2026 11:15	0.006	Longitudinal
1/18/2026 20:00	0.006	Longitudinal
1/19/2026 8:01	0.01	Transverse
1/20/2026 8:45	0.014	Longitudinal
1/21/2026 13:45	0.044	Transverse
1/22/2026 10:46	0.013	Vertical
1/23/2026 8:46	0.013	Longitudinal
1/24/2026 1:15	0.006	Longitudinal
1/25/2026 2:15	0.006	Longitudinal
1/26/2026 14:45	0.021	Transverse
1/27/2026 12:45	0.057	Longitudinal
1/28/2026 8:45	0.011	Transverse
1/29/2026 10:15	0.008	Longitudinal
1/30/2026 8:16	0.04	Vertical
1/31/2026 21:46	0.006	Transverse
2/1/2026 4:59	0.006	Longitudinal
2/2/2026 14:45	0.026	Longitudinal
2/3/2026 14:15	0.031	Transverse
2/4/2026 8:45	0.035	Vertical
2/5/2026 1:15	0.028	Vertical
2/6/2026 8:59	0.025	Longitudinal
2/7/2026 10:30	0.009	Vertical
2/8/2026 7:46	0.008	Vertical
2/9/2026 14:59	0.046	Longitudinal
2/10/2026 13:46	0.03	Longitudinal
2/11/2026 1:45	0.042	Longitudinal
2/12/2026 9:16	0.044	Vertical
2/13/2026 8:15	0.037	Vertical
2/14/2026 4:01	0.005	Longitudinal
2/15/2026 5:16	0.006	Vertical
2/16/2026 8:00	0.006	Transverse
2/17/2026 11:46	0.031	Transverse
2/18/2026 8:30	0.03	Vertical
2/19/2026 12:15	0.026	Vertical
2/20/2026 12:15	0.011	Longitudinal

9001 Collins VM2 Vibration Monitor - Maximum Daily Values		
Timestamp	Peak Particle Velocity (in./sec.)	Axis (Longitudinal/Transverse/Vertical)
2/21/2026 10:00	0.006	Vertical
2/22/2026 14:46	0.01	Transverse
2/23/2026 8:59	0.014	Vertical
2/24/2026 1:45	0.013	Vertical
2/25/2026 2:01	0.024	Vertical
2/26/2026 22:59	0.038	Longitudinal
2/27/2026 2:30	0.044	Longitudinal
2/28/2026 12:01	0.015	Transverse
3/1/2026 20:59	0.021	Longitudinal
3/2/2026 22:45	0.0351	Vertical
3/3/2026 0:15	0.0441	Longitudinal
3/4/2026 23:15	0.0465	Vertical
3/5/2026 15:30	0.0773	Longitudinal
3/6/2026 9:30	0.059	Vertical
3/7/2026 19:30	0.013	Transverse
3/8/2026 15:30	0.0121	Vertical

9001 Collins VM3 Vibration Monitor - Maximum Daily Values		
Timestamp	Peak Particle Velocity (in./sec.)	Axis (Longitudinal/Transverse/Vertical)
4/19/2023 14:30	0.0118	Vertical
4/20/2023 11:00	0.0282	Vertical
4/21/2023 9:30	0.0528	Transverse
4/22/2023 13:02	0.013	Transverse
4/23/2023 19:59	0.0109	Longitudinal
4/24/2023 5:00	0.1033	Vertical
4/25/2023 4:53	0.7891	Vertical
4/26/2023 8:23	0.4521	Longitudinal
4/27/2023 7:55	0.391	Vertical
4/28/2023 7:45	0.5595	Transverse
4/29/2023 11:15	0.0068	Longitudinal
4/30/2023 1:59	0.0081	Longitudinal
5/1/2023 9:15	0.2638	Longitudinal
5/2/2023 9:00	0.2749	Longitudinal
5/3/2023 9:15	0.027	Vertical
5/4/2023 8:45	0.0453	Vertical
5/5/2023 12:00	0.1089	Vertical
5/6/2023 8:30	0.0137	Longitudinal
5/7/2023 14:45	0.009	Vertical
5/8/2023 8:45	0.0307	Transverse
5/9/2023 13:30	0.0326	Vertical
5/10/2023 10:00	0.0258	Vertical
5/11/2023 7:45	0.0403	Vertical
5/12/2023 7:30	0.0825	Vertical
5/13/2023 12:47	0.0074	Longitudinal
5/14/2023 14:30	0.0071	Vertical
5/15/2023 10:00	0.0189	Vertical
5/16/2023 16:00	0.0254	Vertical
5/17/2023 10:15	0.0267	Vertical
5/18/2023 14:45	0.2222	Vertical
5/19/2023 9:45	0.0292	Vertical
5/20/2023 19:59	0.0065	Longitudinal
5/21/2023 14:45	0.0081	Vertical
5/22/2023 10:30	0.0313	Transverse
5/23/2023 14:15	0.0146	Vertical
5/24/2023 8:30	0.0357	Longitudinal
5/25/2023 8:15	0.027	Vertical
5/26/2023 10:00	0.0431	Vertical
5/27/2023 16:30	0.0087	Longitudinal
5/28/2023 13:30	0.0422	Longitudinal
5/29/2023 7:45	0.0496	Vertical
5/30/2023 11:00	0.0596	Longitudinal
5/31/2023 10:15	0.0419	Vertical

9001 Collins VM3 Vibration Monitor - Maximum Daily Values		
Timestamp	Peak Particle Velocity (in./sec.)	Axis (Longitudinal/Transverse/Vertical)
6/1/2023 11:00	0.0431	Vertical
6/1/2023 11:00	0.0431	Vertical
6/2/2023 13:59	0.1651	Transverse
6/3/2023 20:45	0.0158	Longitudinal
6/4/2023 15:00	0.0127	Vertical
6/5/2023 10:31	0.059	Vertical
6/6/2023 15:15	0.0152	Longitudinal
6/7/2023 9:45	0.0205	Vertical
6/8/2023 9:45	0.0391	Vertical
6/9/2023 10:00	0.031	Vertical
6/10/2023 6:46	0.0074	Vertical
6/11/2023 14:45	0.013	Vertical
6/12/2023 14:16	0.022	Vertical
6/13/2023 1:15	0.0959	Longitudinal
6/14/2023 15:30	0.0323	Vertical
6/15/2023 10:30	0.0137	Vertical
6/16/2023 10:00	0.031	Vertical
6/17/2023 19:15	0.0161	Transverse
6/18/2023 14:30	0.0143	Vertical
6/19/2023 7:59	0.0199	Vertical
6/20/2023 9:00	0.0121	Vertical
6/21/2023 9:30	0.0459	Vertical
6/22/2023 10:30	0.0267	Vertical
6/23/2023 10:00	0.0586	Vertical
6/24/2023 7:00	0.0124	Longitudinal
6/25/2023 13:00	0.0106	Transverse
6/26/2023 14:30	0.0633	Longitudinal
6/27/2023 9:30	0.0329	Vertical
6/28/2023 15:45	0.0518	Vertical
6/29/2023 16:30	0.0279	Transverse
6/30/2023 9:30	0.0394	Vertical
7/1/2023 20:45	0.0078	Vertical
7/2/2023 14:30	0.0217	Vertical
7/3/2023 11:35	0.3441	Transverse
7/4/2023 10:00	0.0152	Longitudinal
7/5/2023 9:01	0.0428	Longitudinal
7/6/2023 9:00	0.0704	Longitudinal
7/7/2023 10:00	0.0348	Vertical
7/8/2023 10:00	0.068	Longitudinal
7/9/2023 7:15	0.0087	Vertical
7/10/2023 7:59	0.0242	Vertical
7/11/2023 15:15	0.0124	Vertical
7/12/2023 13:15	0.0506	Vertical

9001 Collins VM3 Vibration Monitor - Maximum Daily Values		
Timestamp	Peak Particle Velocity (in./sec.)	Axis (Longitudinal/Transverse/Vertical)
7/13/2023 7:15	0.032	Vertical
7/14/2023 12:15	0.0695	Vertical
7/15/2023 0:15	0.0084	Transverse
7/16/2023 14:30	0.0099	Vertical
7/17/2023 10:00	0.0279	Vertical
7/18/2023 15:15	0.09	Longitudinal
7/19/2023 9:45	0.1524	Vertical
7/20/2023 12:45	0.1061	Longitudinal
7/21/2023 13:45	0.0627	Vertical
7/22/2023 16:45	0.0084	Vertical
7/23/2023 17:30	0.0447	Transverse
7/24/2023 10:00	0.0546	Transverse
7/25/2023 14:15	0.0121	Vertical
7/26/2023 12:57	0.7699	Transverse
7/27/2023 7:15	0.023	Vertical
7/28/2023 9:45	0.1024	Transverse
7/29/2023 19:15	0.0068	Vertical
7/30/2023 16:00	0.0112	Vertical
7/31/2023 9:00	0.0785	Vertical
8/1/2023 12:12	0.7879	Transverse
8/2/2023 13:00	0.0953	Vertical
8/3/2023 8:45	0.0922	Vertical
8/4/2023 10:00	0.036	Vertical
8/5/2023 20:46	0.0127	Vertical
8/6/2023 15:00	0.0223	Longitudinal
8/7/2023 8:30	0.0676	Longitudinal
8/8/2023 10:00	0.0673	Longitudinal
8/9/2023 11:45	0.0618	Vertical
8/10/2023 13:59	0.0354	Vertical
8/11/2023 16:31	0.0425	Vertical
8/12/2023 16:01	0.0084	Vertical
8/13/2023 15:46	0.0124	Vertical
8/14/2023 10:30	0.0478	Vertical
8/15/2023 13:15	0.0676	Longitudinal
8/16/2023 8:30	0.0434	Transverse
8/17/2023 10:02	0.0326	Vertical
8/18/2023 9:30	0.054	Vertical
8/19/2023 0:15	0.0059	Longitudinal
8/20/2023 14:16	0.0109	Longitudinal
8/21/2023 10:15	0.0301	Vertical
8/22/2023 9:30	0.0549	Vertical
8/23/2023 9:16	0.0385	Longitudinal
8/24/2023 11:30	0.0248	Vertical

9001 Collins VM3 Vibration Monitor - Maximum Daily Values		
Timestamp	Peak Particle Velocity (in./sec.)	Axis (Longitudinal/Transverse/Vertical)
8/25/2023 13:15	0.0369	Vertical
8/26/2023 8:30	0.005	Longitudinal
8/27/2023 14:17	0.0087	Vertical
8/28/2023 10:15	0.0369	Vertical
8/29/2023 16:30	0.0434	Vertical
8/30/2023 10:00	0.0431	Vertical
8/31/2023 14:45	0.045	Vertical
9/1/2023 9:30	0.0428	Vertical
9/2/2023 19:15	0.0106	Vertical
9/3/2023 16:45	0.0171	Vertical
9/4/2023 9:45	0.1185	Longitudinal
9/5/2023 12:30	0.0385	Vertical
9/6/2023 9:45	0.0431	Vertical
9/7/2023 7:15	0.0729	Transverse
9/8/2023 11:00	0.1344	Transverse
9/9/2023 19:45	0.0109	Vertical
9/10/2023 18:15	0.009	Vertical
9/11/2023 15:16	0.0636	Transverse
9/12/2023 13:45	0.0475	Vertical
9/13/2023 15:16	0.0717	Vertical
9/14/2023 7:15	0.0366	Transverse
9/15/2023 10:01	0.0645	Vertical
9/16/2023 7:45	0.0158	Vertical
9/17/2023 19:15	0.0093	Vertical
9/18/2023 9:00	0.0431	Vertical
9/19/2023 12:15	0.0202	Vertical
9/20/2023 13:48	0.1058	Transverse
9/21/2023 16:16	0.1192	Longitudinal
9/22/2023 9:56	0.0577	Vertical
9/23/2023 4:30	0.0047	Transverse
9/24/2023 10:30	0.0084	Vertical
9/25/2023 18:45	0.0891	Vertical
9/26/2023 9:00	0.0469	Vertical
9/27/2023 15:16	0.032	Longitudinal
9/28/2023 11:00	0.0462	Vertical
9/29/2023 20:22	0.5362	Transverse
9/30/2023 14:46	0.009	Vertical
10/1/2023 22:00	0.0099	Longitudinal
10/2/2023 10:30	0.0726	Vertical
10/3/2023 12:32	0.6973	Transverse
10/4/2023 8:23	0.3187	Vertical
10/5/2023 12:00	0.0434	Longitudinal
10/6/2023 9:45	0.0422	Vertical

9001 Collins VM3 Vibration Monitor - Maximum Daily Values		
Timestamp	Peak Particle Velocity (in./sec.)	Axis (Longitudinal/Transverse/Vertical)
10/7/2023 14:45	0.0099	Vertical
10/8/2023 13:16	0.0093	Vertical
10/9/2023 7:30	0.041	Vertical
10/10/2023 10:30	0.0478	Vertical
10/11/2023 9:15	0.1378	Longitudinal
10/12/2023 14:20	0.0829	Longitudinal
10/13/2023 10:00	0.0552	Vertical
10/14/2023 20:45	0.0068	Vertical
10/15/2023 14:45	0.0078	Vertical
10/16/2023 7:30	0.1251	Longitudinal
10/17/2023 10:15	0.1614	Transverse
10/18/2023 10:00	0.0683	Vertical
10/19/2023 16:30	0.0614	Vertical
10/20/2023 8:45	0.0583	Vertical
10/21/2023 19:15	0.0093	Vertical
10/22/2023 13:45	0.0214	Vertical
10/23/2023 8:46	0.0791	Vertical
10/24/2023 15:30	0.1738	Longitudinal
10/25/2023 9:45	0.0571	Vertical
10/26/2023 12:45	0.0438	Vertical
10/27/2023 8:15	0.0546	Vertical
10/28/2023 19:59	0.014	Vertical
10/29/2023 7:00	0.0078	Vertical
10/30/2023 13:59	0.0512	Vertical
10/31/2023 15:01	0.0937	Vertical
11/1/2023 12:16	0.1741	Vertical
11/2/2023 9:15	0.0794	Vertical
11/3/2023 14:16	0.1123	Vertical
11/4/2023 18:45	0.0856	Longitudinal
11/5/2023 14:31	0.0099	Vertical
11/6/2023 12:30	0.0611	Vertical
11/7/2023 11:30	0.0931	Vertical
11/8/2023 8:16	0.0742	Vertical
11/9/2023 10:30	0.0524	Vertical
11/10/2023 9:16	0.072	Vertical
11/11/2023 18:00	0.0068	Vertical
11/12/2023 18:02	0.0524	Transverse
11/13/2023 15:15	0.1961	Longitudinal
11/14/2023 11:15	0.0683	Vertical
11/15/2023 10:01	0.0726	Vertical
11/16/2023 3:45	0.0602	Longitudinal
11/17/2023 10:46	0.0407	Vertical
11/18/2023 15:30	0.0137	Vertical

9001 Collins VM3 Vibration Monitor - Maximum Daily Values		
Timestamp	Peak Particle Velocity (in./sec.)	Axis (Longitudinal/Transverse/Vertical)
11/19/2023 14:15	0.0102	Vertical
11/20/2023 10:45	0.0559	Vertical
11/21/2023 11:30	0.0984	Vertical
11/22/2023 9:46	0.0732	Transverse
11/23/2023 16:00	0.0177	Vertical
11/24/2023 7:30	0.1188	Vertical
11/25/2023 15:45	0.0074	Longitudinal
11/26/2023 14:30	0.0124	Longitudinal
11/27/2023 7:40	0.3401	Transverse
11/28/2023 15:15	0.0465	Vertical
11/29/2023 10:00	0.09	Transverse
11/30/2023 8:59	0.2973	Transverse
12/1/2023 9:45	0.0407	Vertical
12/2/2023 7:16	0.0152	Vertical
12/3/2023 11:31	0.0087	Vertical
12/4/2023 7:46	0.0863	Vertical
12/5/2023 14:15	0.0354	Longitudinal
12/6/2023 14:45	0.0385	Transverse
12/7/2023 12:45	0.0919	Vertical
12/8/2023 11:46	0.1738	Longitudinal
12/9/2023 15:46	0.014	Vertical
12/10/2023 11:30	0.0115	Vertical
12/11/2023 13:30	0.0782	Longitudinal
12/12/2023 9:30	0.0686	Vertical
12/13/2023 9:15	0.0946	Vertical
12/14/2023 14:00	0.2343	Longitudinal
12/15/2023 8:59	0.0425	Vertical
12/16/2023 20:45	0.0168	Longitudinal
12/17/2023 14:46	0.0127	Longitudinal
12/18/2023 12:15	0.049	Vertical
12/19/2023 13:45	0.0357	Vertical
12/20/2023 10:46	0.0531	Vertical
12/21/2023 15:30	0.0633	Vertical
12/22/2023 10:01	0.0624	Vertical
12/23/2023 16:15	0.0186	Vertical
12/24/2023 13:15	0.0121	Vertical
12/25/2023 14:59	0.0096	Vertical
12/26/2023 8:30	0.0754	Vertical
12/27/2023 8:46	0.0515	Longitudinal
12/28/2023 14:30	0.0469	Longitudinal
12/29/2023 12:01	0.0853	Vertical
12/30/2023 13:45	0.0071	Vertical
12/31/2023 14:30	0.0078	Longitudinal

9001 Collins VM3 Vibration Monitor - Maximum Daily Values		
Timestamp	Peak Particle Velocity (in./sec.)	Axis (Longitudinal/Transverse/Vertical)
1/1/2024 7:46	0.0571	Vertical
1/2/2024 13:45	0.0248	Vertical
1/3/2024 9:45	0.0484	Vertical
1/4/2024 9:15	0.0788	Transverse
1/5/2024 9:45	0.045	Vertical
1/6/2024 10:00	0.0047	Vertical
1/7/2024 10:30	0.0143	Vertical
1/8/2024 8:02	0.135	Vertical
1/9/2024 9:17	0.0236	Vertical
1/10/2024 5:54	0.1548	Vertical
1/11/2024 10:31	0.0438	Vertical
1/12/2024 9:16	0.0304	Transverse
1/13/2024 10:45	0.0112	Longitudinal
1/14/2024 14:30	0.0112	Longitudinal
1/15/2024 7:45	0.0732	Vertical
1/16/2024 11:30	0.0292	Vertical
1/17/2024 8:59	0.0363	Vertical
1/18/2024 9:30	0.1728	Transverse
1/19/2024 9:30	0.0658	Vertical
1/20/2024 9:45	0.0065	Longitudinal
1/21/2024 14:46	0.0189	Transverse
1/22/2024 6:24	0.103	Vertical
1/23/2024 14:59	0.0394	Longitudinal
1/24/2024 9:30	0.0413	Vertical
1/25/2024 14:30	0.027	Vertical
1/26/2024 10:00	0.0329	Vertical
1/27/2024 7:45	0.0109	Vertical
1/28/2024 16:45	0.0279	Longitudinal
1/29/2024 7:45	0.0652	Vertical
1/30/2024 14:00	0.0121	Vertical
1/31/2024 9:15	0.0543	Vertical
2/1/2024 10:45	0.0251	Vertical
2/2/2024 9:30	0.054	Vertical
2/3/2024 16:00	0.0127	Vertical
2/4/2024 11:30	0.0174	Vertical
2/5/2024 7:30	0.0534	Vertical
2/6/2024 8:45	0.0227	Longitudinal
2/7/2024 9:15	0.0521	Vertical
2/8/2024 10:45	0.0903	Longitudinal
2/9/2024 9:45	0.0813	Vertical
2/10/2024 20:30	0.0109	Vertical
2/11/2024 14:30	0.0118	Longitudinal
2/12/2024 8:15	0.0555	Vertical

9001 Collins VM3 Vibration Monitor - Maximum Daily Values		
Timestamp	Peak Particle Velocity (in./sec.)	Axis (Longitudinal/Transverse/Vertical)
2/13/2024 10:45	0.0118	Vertical
2/14/2024 9:45	0.0317	Vertical
2/15/2024 8:15	0.1387	Transverse
2/16/2024 9:46	0.0438	Vertical
2/17/2024 18:59	0.0059	Longitudinal
2/18/2024 7:45	0.0118	Transverse
2/19/2024 7:30	0.0416	Vertical
2/20/2024 10:59	0.022	Vertical
2/21/2024 9:45	0.0431	Vertical
2/22/2024 10:15	0.0543	Vertical
2/23/2024 9:45	0.0524	Vertical
2/24/2024 19:15	0.0074	Vertical
2/25/2024 14:59	0.014	Vertical
2/26/2024 7:30	0.0717	Transverse
2/27/2024 14:15	0.023	Vertical
2/28/2024 9:30	0.0245	Vertical
2/29/2024 10:30	0.0909	Vertical
3/1/2024 10:00	0.0419	Vertical
3/2/2024 12:59	0.0115	Longitudinal
3/3/2024 14:30	0.0084	Vertical
3/4/2024 10:15	0.0863	Transverse
3/5/2024 10:59	0.0729	Longitudinal
3/6/2024 9:30	0.0428	Vertical
3/7/2024 10:30	0.0413	Vertical
3/8/2024 7:15	0.0621	Vertical
3/9/2024 18:00	0.0112	Vertical
3/10/2024 1:50	10.0003	Vertical
3/11/2024 12:14	0.5896	Vertical
3/12/2024 9:45	0.0164	Transverse
3/13/2024 7:30	0.094	Vertical
3/14/2024 15:59	0.0276	Vertical
3/15/2024 7:46	0.1111	Transverse
3/16/2024 19:59	0.0102	Vertical
3/17/2024 14:16	0.0217	Vertical
3/18/2024 8:31	0.1133	Vertical
3/19/2024 5:46	0.058	Longitudinal
3/20/2024 7:45	0.0819	Transverse
3/21/2024 10:30	0.1049	Longitudinal
3/22/2024 7:31	0.108	Vertical
3/23/2024 9:15	0.0137	Vertical
3/24/2024 15:45	0.0211	Vertical
3/25/2024 8:55	0.1235	Longitudinal
3/26/2024 9:16	0.0307	Vertical

9001 Collins VM3 Vibration Monitor - Maximum Daily Values		
Timestamp	Peak Particle Velocity (in./sec.)	Axis (Longitudinal/Transverse/Vertical)
3/27/2024 8:15	0.0912	Transverse
3/28/2024 7:30	0.0915	Transverse
3/29/2024 7:45	0.1161	Transverse
3/30/2024 15:45	0.0313	Vertical
3/31/2024 9:45	0.0177	Vertical
4/1/2024 8:45	0.0655	Vertical
4/2/2024 15:00	0.0177	Vertical
4/3/2024 7:30	0.0996	Transverse
4/4/2024 9:30	0.0518	Transverse
4/5/2024 11:31	0.1157	Vertical
4/6/2024 15:16	0.0195	Vertical
4/7/2024 10:15	0.0199	Vertical
4/8/2024 8:46	0.1527	Transverse
4/9/2024 9:15	0.0292	Transverse
4/10/2024 7:45	0.1269	Transverse
4/11/2024 7:30	0.1477	Transverse
4/12/2024 7:30	0.1964	Transverse
4/13/2024 23:31	0.0577	Vertical
4/14/2024 14:15	0.0152	Vertical
4/15/2024 9:15	0.0829	Transverse
4/16/2024 8:30	0.0329	Vertical
4/17/2024 7:45	0.1527	Transverse
4/18/2024 11:30	0.0804	Transverse
4/19/2024 7:45	0.1126	Transverse
4/20/2024 16:31	0.0292	Vertical
4/21/2024 7:45	0.0549	Transverse
4/22/2024 8:45	0.1291	Transverse
4/23/2024 9:30	0.0804	Transverse
4/24/2024 7:16	0.0968	Transverse
4/25/2024 10:45	0.0704	Transverse
4/26/2024 7:16	0.3066	Transverse
4/27/2024 23:01	0.0282	Transverse
4/28/2024 13:00	0.0264	Vertical
4/29/2024 8:45	0.0528	Vertical
4/30/2024 16:31	0.0391	Vertical
5/1/2024 7:30	0.1064	Transverse
5/2/2024 9:15	0.0366	Vertical
5/3/2024 7:30	0.0524	Transverse
5/4/2024 9:15	0.0341	Transverse
5/5/2024 14:45	0.0242	Vertical
5/6/2024 7:00	0.1232	Transverse
5/7/2024 7:45	0.0925	Vertical
5/8/2024 7:30	0.0732	Transverse

9001 Collins VM3 Vibration Monitor - Maximum Daily Values		
Timestamp	Peak Particle Velocity (in./sec.)	Axis (Longitudinal/Transverse/Vertical)
5/9/2024 10:30	0.0341	Vertical
5/10/2024 7:30	0.1266	Transverse
5/11/2024 16:15	0.0639	Vertical
5/12/2024 21:15	0.0261	Vertical
5/13/2024 7:00	0.0928	Transverse
5/14/2024 8:45	0.0611	Transverse
5/15/2024 9:15	0.1049	Vertical
5/16/2024 9:15	0.1331	Transverse
5/17/2024 7:45	0.0838	Transverse
5/18/2024 19:15	0.0189	Vertical
5/19/2024 7:30	0.0323	Transverse
5/20/2024 7:00	0.1077	Transverse
5/21/2024 15:01	0.0279	Vertical
5/22/2024 7:30	0.108	Vertical
5/23/2024 11:30	0.0676	Longitudinal
5/24/2024 7:30	0.1235	Transverse
5/25/2024 17:00	0.018	Vertical
5/26/2024 14:30	0.0186	Vertical
5/27/2024 7:31	0.0791	Transverse
5/28/2024 9:30	0.0211	Transverse
5/29/2024 7:16	0.0683	Transverse
5/30/2024 14:46	0.0267	Vertical
5/31/2024 7:31	0.0925	Vertical
6/1/2024 7:59	0.0096	Vertical
6/2/2024 15:00	0.0202	Vertical
6/3/2024 15:00	0.0788	Longitudinal
6/4/2024 9:45	0.0289	Vertical
6/5/2024 7:15	0.1092	Transverse
6/6/2024 9:00	0.0559	Vertical
6/7/2024 3:31	0.0822	Vertical
6/8/2024 14:45	0.0078	Vertical
6/9/2024 14:30	0.0149	Vertical
6/10/2024 7:00	0.0608	Longitudinal
6/11/2024 10:30	0.0317	Longitudinal
6/12/2024 9:59	0.0549	Vertical
6/13/2024 10:30	0.0208	Transverse
6/14/2024 7:46	0.0813	Vertical
6/15/2024 6:16	0.0071	Vertical
6/16/2024 21:31	0.0301	Longitudinal
6/17/2024 7:15	0.0676	Transverse
6/18/2024 13:59	0.0487	Vertical
6/19/2024 14:45	0.2523	Longitudinal
6/20/2024 12:15	0.0701	Vertical

9001 Collins VM3 Vibration Monitor - Maximum Daily Values		
Timestamp	Peak Particle Velocity (in./sec.)	Axis (Longitudinal/Transverse/Vertical)
6/21/2024 7:57	0.539	Longitudinal
6/22/2024 17:59	0.0164	Longitudinal
6/23/2024 14:30	0.0158	Longitudinal
6/24/2024 7:30	0.0664	Vertical
6/25/2024 9:01	0.0475	Longitudinal
6/26/2024 11:59	0.0872	Vertical
6/27/2024 11:00	0.104	Longitudinal
6/28/2024 7:46	0.1002	Vertical
6/29/2024 23:59	0.0112	Vertical
6/30/2024 18:31	0.0152	Vertical
7/1/2024 7:30	0.0487	Vertical
7/2/2024 9:00	0.0673	Transverse
7/3/2024 7:46	0.1002	Vertical
7/4/2024 9:45	0.04	Vertical
7/5/2024 7:45	0.0521	Vertical
7/6/2024 23:30	0.0168	Vertical
7/7/2024 14:30	0.0099	Vertical
7/8/2024 7:30	0.0512	Vertical
7/9/2024 8:15	0.0369	Longitudinal
7/10/2024 7:30	0.1334	Vertical
7/11/2024 15:59	0.0152	Vertical
7/12/2024 7:45	0.0996	Vertical
7/13/2024 17:30	0.0115	Vertical
7/14/2024 14:31	0.0155	Vertical
7/15/2024 11:59	0.0559	Vertical
7/16/2024 10:30	0.0506	Vertical
7/17/2024 7:30	0.1285	Vertical
7/18/2024 13:15	0.0549	Vertical
7/19/2024 11:45	0.0627	Transverse
7/20/2024 8:45	0.0192	Longitudinal
7/21/2024 23:30	0.0245	Vertical
7/22/2024 17:15	0.2603	Transverse
7/23/2024 9:59	0.1384	Vertical
7/24/2024 6:45	0.0375	Transverse
7/25/2024 16:45	0.041	Vertical
7/26/2024 12:30	0.068	Transverse
7/27/2024 12:45	0.0137	Vertical
7/28/2024 15:00	0.0112	Vertical
7/29/2024 7:30	0.0571	Transverse
7/30/2024 9:45	0.0428	Transverse
7/31/2024 7:30	0.2386	Transverse
8/1/2024 9:59	0.0388	Vertical
8/2/2024 7:45	0.0627	Transverse

9001 Collins VM3 Vibration Monitor - Maximum Daily Values		
Timestamp	Peak Particle Velocity (in./sec.)	Axis (Longitudinal/Transverse/Vertical)
8/3/2024 19:45	0.0251	Transverse
8/4/2024 13:59	0.0403	Transverse
8/5/2024 7:46	0.0469	Vertical
8/6/2024 15:00	0.0496	Vertical
8/7/2024 14:45	0.0602	Vertical
8/8/2024 12:30	0.0475	Vertical
8/9/2024 7:45	0.234	Vertical
8/10/2024 14:15	0.0078	Vertical
8/11/2024 20:31	0.0124	Vertical
8/12/2024 8:45	0.1167	Vertical
8/13/2024 10:15	0.0776	Transverse
8/14/2024 7:30	0.0546	Vertical
8/15/2024 11:00	0.0822	Vertical
8/16/2024 13:45	0.0372	Vertical
8/17/2024 15:30	0.0149	Longitudinal
8/18/2024 14:45	0.0121	Vertical
8/19/2024 8:15	0.0441	Vertical
8/20/2024 14:45	0.04	Vertical
8/21/2024 13:45	0.0773	Vertical
8/22/2024 17:00	0.0369	Vertical
8/23/2024 12:45	0.0441	Longitudinal
8/24/2024 13:30	0.0171	Vertical
8/25/2024 8:30	0.0254	Longitudinal
8/26/2024 9:59	0.0512	Vertical
8/27/2024 12:45	0.1278	Vertical
8/28/2024 7:15	0.068	Vertical
8/29/2024 9:46	0.2045	Vertical
8/30/2024 7:30	0.1002	Transverse
8/31/2024 11:59	0.0146	Longitudinal
9/1/2024 13:59	0.0102	Vertical
9/2/2024 7:59	0.0397	Vertical
9/3/2024 15:16	0.0509	Vertical
9/4/2024 9:59	0.049	Vertical
9/5/2024 6:45	0.0577	Transverse
9/6/2024 7:30	0.0546	Vertical
9/7/2024 18:30	0.0295	Longitudinal
9/8/2024 13:45	0.0102	Vertical
9/9/2024 8:45	0.0708	Vertical
9/10/2024 13:59	0.0748	Vertical
9/11/2024 11:00	0.1877	Longitudinal
9/12/2024 13:30	0.0509	Vertical
9/13/2024 12:30	0.0739	Vertical
9/14/2024 15:31	0.0171	Transverse

9001 Collins VM3 Vibration Monitor - Maximum Daily Values		
Timestamp	Peak Particle Velocity (in./sec.)	Axis (Longitudinal/Transverse/Vertical)
9/15/2024 14:30	0.0416	Transverse
9/16/2024 10:45	0.0813	Vertical
9/17/2024 11:00	0.036	Vertical
9/18/2024 18:16	0.4276	Longitudinal
9/19/2024 9:01	0.049	Longitudinal
9/20/2024 7:30	0.0645	Vertical
9/21/2024 8:30	0.0168	Vertical
9/22/2024 18:30	0.0106	Vertical
9/23/2024 7:31	0.0481	Vertical
9/24/2024 11:15	0.0819	Vertical
9/25/2024 8:30	0.0565	Vertical
9/26/2024 15:45	0.0655	Vertical
9/27/2024 6:46	0.1126	Longitudinal
9/28/2024 12:46	0.0152	Vertical
9/29/2024 19:16	0.1247	Transverse
9/30/2024 7:31	0.0754	Vertical
10/1/2024 8:45	0.0444	Vertical
10/2/2024 14:30	0.0667	Longitudinal
10/3/2024 15:30	0.1424	Vertical
10/4/2024 14:30	0.0881	Vertical
10/5/2024 15:59	0.009	Vertical
10/6/2024 8:30	0.014	Longitudinal
10/7/2024 7:30	0.067	Vertical
10/8/2024 17:30	0.0487	Vertical
10/9/2024 7:18	0.3255	Vertical
10/10/2024 15:15	0.0307	Vertical
10/11/2024 7:45	0.09	Vertical
10/12/2024 13:45	0.077	Longitudinal
10/13/2024 14:15	0.0074	Longitudinal
10/14/2024 7:45	0.072	Vertical
10/15/2024 8:45	0.0372	Vertical
10/16/2024 16:15	0.1216	Vertical
10/17/2024 8:46	0.1403	Transverse
10/18/2024 11:59	0.0962	Longitudinal
10/19/2024 9:01	0.0236	Longitudinal
10/20/2024 9:00	0.0158	Longitudinal
10/21/2024 7:30	0.0816	Vertical
10/22/2024 16:30	0.0543	Vertical
10/23/2024 12:15	0.0788	Vertical
10/24/2024 13:15	0.1499	Vertical
10/25/2024 17:15	0.0838	Vertical
10/26/2024 13:59	0.0261	Vertical
10/27/2024 14:45	0.0202	Vertical

9001 Collins VM3 Vibration Monitor - Maximum Daily Values		
Timestamp	Peak Particle Velocity (in./sec.)	Axis (Longitudinal/Transverse/Vertical)
10/28/2024 17:45	0.1282	Vertical
10/29/2024 17:30	0.1241	Vertical
10/30/2024 15:59	0.0639	Vertical
10/31/2024 10:45	0.0897	Vertical
11/1/2024 7:31	0.1095	Vertical
11/2/2024 18:15	0.0087	Vertical
11/3/2024 14:30	0.0217	Longitudinal
11/4/2024 11:30	0.0701	Vertical
11/5/2024 10:15	0.0649	Vertical
11/6/2024 7:30	0.0639	Vertical
11/7/2024 8:30	0.077	Vertical
11/8/2024 12:30	0.0838	Vertical
11/9/2024 23:15	0.0186	Vertical
11/10/2024 12:45	0.0171	Longitudinal
11/11/2024 8:00	0.0894	Vertical
11/12/2024 8:59	0.0639	Vertical
11/13/2024 17:30	0.1325	Vertical
11/14/2024 9:41	0.3522	Longitudinal
11/15/2024 16:31	0.0931	Vertical
11/16/2024 21:45	0.0112	Longitudinal
11/17/2024 14:30	0.023	Longitudinal
11/18/2024 9:46	0.1412	Vertical
11/19/2024 10:15	0.0878	Vertical
11/20/2024 15:07	0.6129	Vertical
11/21/2024 10:30	0.0621	Vertical
11/22/2024 7:06	1.7979	Vertical
11/23/2024 14:59	0.0469	Vertical
11/24/2024 17:45	0.0273	Vertical
11/25/2024 11:45	0.2892	Transverse
11/26/2024 8:45	0.2377	Vertical
11/27/2024 8:00	0.0822	Longitudinal
11/28/2024 17:30	0.0289	Vertical
11/29/2024 10:45	0.1427	Longitudinal
11/30/2024 8:30	0.018	Transverse
12/1/2024 14:59	0.022	Longitudinal
12/2/2024 7:30	0.2963	Transverse
12/3/2024 16:00	0.0863	Longitudinal
12/4/2024 7:15	0.1058	Transverse
12/5/2024 15:30	0.0906	Vertical
12/6/2024 7:30	0.2163	Transverse
12/7/2024 6:30	0.0146	Vertical
12/8/2024 12:30	0.0158	Vertical
12/9/2024 7:45	0.0797	Transverse

9001 Collins VM3 Vibration Monitor - Maximum Daily Values		
Timestamp	Peak Particle Velocity (in./sec.)	Axis (Longitudinal/Transverse/Vertical)
12/10/2024 8:15	0.1862	Transverse
12/11/2024 7:15	0.1226	Vertical
12/12/2024 11:45	0.13	Transverse
12/13/2024 7:30	0.1089	Transverse
12/14/2024 18:59	0.0183	Transverse
12/15/2024 14:30	0.0192	Vertical
12/16/2024 13:16	0.1732	Vertical
12/17/2024 14:47	0.1514	Vertical
12/18/2024 13:31	0.2427	Vertical
12/19/2024 8:15	0.2749	Transverse
12/20/2024 8:46	0.1012	Transverse
12/21/2024 16:30	0.0071	Vertical
12/22/2024 9:45	0.0698	Longitudinal
12/23/2024 8:31	0.072	Vertical
12/24/2024 12:45	0.0559	Vertical
12/25/2024 10:45	0.0109	Vertical
12/26/2024 7:30	0.0723	Vertical
12/27/2024 16:30	0.0829	Vertical
12/28/2024 20:31	0.013	Vertical
12/29/2024 10:30	0.0199	Vertical
12/30/2024 13:15	0.0614	Vertical
12/31/2024 12:45	0.0149	Vertical
1/1/2025 5:45	0.1282	Longitudinal
1/2/2025 8:15	0.0751	Vertical
1/3/2025 10:31	0.067	Vertical
1/4/2025 18:00	0.013	Vertical
1/5/2025 14:45	0.0189	Longitudinal
1/6/2025 8:01	0.1285	Vertical
1/7/2025 16:45	0.0875	Vertical
1/8/2025 7:30	0.1021	Transverse
1/9/2025 15:45	0.0627	Vertical
1/10/2025 8:59	0.1192	Transverse
1/11/2025 18:14	0.6004	Longitudinal
1/12/2025 14:45	0.0205	Longitudinal
1/13/2025 10:59	0.1142	Transverse
1/14/2025 12:59	0.0962	Transverse
1/15/2025 16:00	0.1229	Transverse
1/16/2025 14:16	0.0959	Vertical
1/17/2025 7:46	0.0645	Vertical
1/18/2025 22:00	0.0264	Vertical
1/19/2025 15:30	0.0174	Longitudinal
1/20/2025 7:45	0.0524	Vertical
1/21/2025 12:16	0.049	Vertical

9001 Collins VM3 Vibration Monitor - Maximum Daily Values		
Timestamp	Peak Particle Velocity (in./sec.)	Axis (Longitudinal/Transverse/Vertical)
1/22/2025 11:30	0.067	Vertical
1/23/2025 11:46	0.0633	Vertical
1/24/2025 7:47	0.2855	Vertical
1/25/2025 16:59	0.0109	Vertical
1/26/2025 14:45	0.0155	Longitudinal
1/27/2025 8:15	0.0835	Longitudinal
1/28/2025 15:15	0.1803	Vertical
1/29/2025 16:45	0.1055	Vertical
1/30/2025 10:59	0.0714	Vertical
1/31/2025 7:45	0.049	Vertical
2/1/2025 20:00	0.0146	Vertical
2/2/2025 10:15	0.0143	Vertical
2/3/2025 17:45	0.0735	Vertical
2/4/2025 8:30	0.0416	Vertical
2/5/2025 10:45	0.0676	Longitudinal
2/6/2025 10:45	0.0546	Vertical
2/7/2025 17:30	0.1154	Vertical
2/8/2025 13:15	0.0121	Vertical
2/9/2025 14:59	0.0115	Vertical
2/10/2025 8:15	0.0624	Vertical
2/11/2025 11:30	0.1046	Vertical
2/12/2025 14:30	0.1154	Vertical
2/13/2025 6:59	0.072	Transverse
2/14/2025 9:15	0.1694	Vertical
2/15/2025 14:46	0.0074	Vertical
2/16/2025 14:45	0.022	Vertical
2/17/2025 7:30	0.0484	Vertical
2/18/2025 6:59	0.0456	Transverse
2/19/2025 7:31	0.2548	Transverse
2/20/2025 10:30	0.0475	Vertical
2/21/2025 17:30	0.1843	Transverse
2/22/2025 12:30	0.0149	Vertical
2/23/2025 14:30	0.0161	Vertical
2/24/2025 14:30	0.0459	Vertical
2/25/2025 8:30	0.0534	Vertical
2/26/2025 14:01	0.0521	Vertical
2/27/2025 16:45	0.0887	Vertical
2/28/2025 8:45	0.0624	Vertical
3/1/2025 16:15	0.022	Vertical
3/2/2025 12:15	0.0137	Transverse
3/3/2025 7:31	0.0779	Transverse
3/4/2025 6:45	0.0537	Transverse
3/5/2025 7:16	0.059	Transverse

9001 Collins VM3 Vibration Monitor - Maximum Daily Values		
Timestamp	Peak Particle Velocity (in./sec.)	Axis (Longitudinal/Transverse/Vertical)
3/6/2025 10:45	0.197	Transverse
3/7/2025 7:21	0.4698	Transverse
3/8/2025 18:45	0.0168	Transverse
3/9/2025 14:45	0.0149	Vertical
3/10/2025 8:15	0.0546	Transverse
3/11/2025 8:16	0.0462	Transverse
3/12/2025 7:15	0.1164	Vertical
3/13/2025 19:15	0.0909	Transverse
3/14/2025 7:30	0.1297	Transverse
3/15/2025 10:15	0.0357	Vertical
3/16/2025 10:30	0.0121	Vertical
3/17/2025 7:30	0.2088	Vertical
3/18/2025 10:30	0.0267	Longitudinal
3/19/2025 7:30	0.1555	Transverse
3/20/2025 9:30	0.1288	Vertical
3/21/2025 9:30	0.1251	Transverse
3/22/2025 0:15	0.036	Vertical
3/23/2025 17:59	0.0164	Transverse
3/24/2025 9:00	0.1939	Transverse
3/25/2025 8:15	0.1545	Vertical
3/26/2025 9:01	0.1617	Vertical
3/27/2025 10:26	0.4273	Vertical
3/28/2025 14:45	0.1657	Vertical
3/29/2025 7:59	0.0152	Transverse
3/30/2025 14:46	0.0158	Vertical
3/31/2025 7:59	0.0478	Vertical
4/1/2025 9:59	0.1328	Vertical
4/2/2025 14:45	0.1552	Vertical
4/3/2025 8:15	0.1465	Vertical
4/4/2025 9:00	0.1272	Vertical
4/5/2025 20:15	0.0146	Vertical
4/6/2025 10:30	0.0186	Vertical
4/7/2025 8:15	0.0565	Vertical
4/8/2025 11:45	0.0332	Vertical
4/9/2025 15:45	0.0546	Transverse
4/10/2025 11:45	0.054	Vertical
4/11/2025 7:45	0.1145	Transverse
4/12/2025 17:30	0.0208	Vertical
4/13/2025 12:45	0.022	Vertical
4/14/2025 8:30	0.0701	Vertical
4/15/2025 14:30	0.0462	Vertical
4/16/2025 7:45	0.1431	Transverse
4/17/2025 9:30	0.0459	Vertical

9001 Collins VM3 Vibration Monitor - Maximum Daily Values		
Timestamp	Peak Particle Velocity (in./sec.)	Axis (Longitudinal/Transverse/Vertical)
4/18/2025 8:15	0.0804	Transverse
4/19/2025 9:00	0.0155	Longitudinal
4/20/2025 14:30	0.0174	Vertical
4/21/2025 8:15	0.059	Vertical
4/22/2025 11:45	0.0397	Vertical
4/23/2025 7:23	0.3547	Vertical
4/24/2025 11:21	0.6793	Vertical
4/25/2025 7:45	0.0981	Transverse
4/26/2025 9:59	0.0577	Transverse
4/27/2025 15:59	0.0174	Vertical
4/28/2025 8:15	0.082	Transverse
4/29/2025 11:09	0.518	Vertical
4/30/2025 7:30	0.095	Transverse
5/1/2025 11:00	0.085	Longitudinal
5/2/2025 7:30	0.298	Transverse
5/3/2025 11:12	0.556	Vertical
5/4/2025 15:30	0.161	Vertical
5/5/2025 8:15	0.055	Vertical
5/6/2025 14:31	0.024	Vertical
5/7/2025 7:15	0.045	Vertical
5/8/2025 7:15	0.092	Transverse
5/9/2025 7:18	0.443	Vertical
5/10/2025 13:45	0.019	Transverse
5/11/2025 14:46	0.012	Longitudinal
5/12/2025 9:00	0.046	Vertical
5/13/2025 8:30	0.096	Vertical
5/14/2025 7:30	0.079	Transverse
5/15/2025 16:45	0.038	Vertical
5/16/2025 7:30	0.231	Vertical
5/17/2025 8:15	0.008	Longitudinal
5/18/2025 14:30	0.015	Vertical
5/19/2025 12:15	0.082	Vertical
5/20/2025 7:59	0.067	Vertical
5/21/2025 13:15	0.059	Vertical
5/22/2025 7:00	0.11	Transverse
5/23/2025 7:30	0.071	Transverse
5/24/2025 13:45	0.007	Vertical
5/25/2025 17:30	0.012	Longitudinal
5/26/2025 10:45	0.05	Vertical
5/27/2025 14:46	0.102	Vertical
5/28/2025 7:30	0.156	Vertical
5/29/2025 10:15	0.064	Vertical
5/30/2025 7:45	0.073	Transverse

9001 Collins VM3 Vibration Monitor - Maximum Daily Values		
Timestamp	Peak Particle Velocity (in./sec.)	Axis (Longitudinal/Transverse/Vertical)
5/31/2025 8:45	0.017	Transverse
6/1/2025 19:45	0.022	Longitudinal
6/2/2025 13:30	0.101	Vertical
6/3/2025 10:30	0.071	Vertical
6/4/2025 7:30	0.161	Vertical
6/5/2025 8:45	0.093	Vertical
6/6/2025 15:15	0.118	Vertical
6/7/2025 17:15	0.146	Vertical
6/8/2025 15:15	0.012	Vertical
6/9/2025 12:45	0.112	Vertical
6/10/2025 8:30	0.084	Vertical
6/11/2025 7:30	0.174	Vertical
6/12/2025 12:45	0.055	Vertical
6/13/2025 9:16	0.047	Vertical
6/14/2025 9:59	0.007	Vertical
6/15/2025 10:30	0.013	Vertical
6/16/2025 7:45	0.052	Vertical
6/17/2025 17:59	0.02	Vertical
6/18/2025 7:45	0.211	Vertical
6/19/2025 4:15	0.035	Transverse
6/20/2025 11:59	0.085	Longitudinal
6/21/2025 9:00	0.021	Vertical
6/22/2025 19:59	0.012	Vertical
6/23/2025 10:30	0.139	Transverse
6/24/2025 9:15	0.243	Transverse
6/25/2025 15:30	0.03	Vertical
6/26/2025 7:59	0.074	Vertical
6/27/2025 12:30	0.079	Longitudinal
6/28/2025 9:00	0.012	Vertical
6/29/2025 17:45	0.011	Vertical
6/30/2025 8:32	0.428	Vertical
7/1/2025 8:30	0.053	Transverse
7/2/2025 7:15	0.575	Longitudinal
7/3/2025 13:34	0.486	Vertical
7/4/2025 7:30	0.125	Vertical
7/5/2025 12:45	0.015	Vertical
7/6/2025 13:15	0.047	Longitudinal
7/7/2025 8:45	0.066	Vertical
7/8/2025 15:15	0.021	Vertical
7/9/2025 7:31	0.21	Vertical
7/10/2025 9:15	0.035	Vertical
7/11/2025 7:45	0.057	Vertical
7/12/2025 9:15	0.012	Vertical

9001 Collins VM3 Vibration Monitor - Maximum Daily Values		
Timestamp	Peak Particle Velocity (in./sec.)	Axis (Longitudinal/Transverse/Vertical)
7/13/2025 11:00	0.121	Transverse
7/14/2025 11:15	0.054	Vertical
7/15/2025 12:36	0.42	Vertical
7/16/2025 11:30	0.048	Vertical
7/17/2025 7:59	0.041	Vertical
7/18/2025 9:32	0.048	Vertical
7/19/2025 17:59	0.01	Vertical
7/20/2025 9:46	0.008	Vertical
7/21/2025 8:45	0.04	Vertical
7/22/2025 14:45	0.042	Vertical
7/23/2025 10:45	0.069	Vertical
7/24/2025 7:30	0.038	Vertical
7/25/2025 7:45	0.042	Transverse
7/26/2025 13:45	0.006	Longitudinal
7/27/2025 17:59	0.019	Vertical
7/28/2025 8:46	0.034	Vertical
7/29/2025 13:00	0.01	Vertical
7/30/2025 7:45	0.039	Vertical
7/31/2025 9:45	0.051	Longitudinal
8/1/2025 10:15	0.051	Vertical
8/2/2025 10:45	0.017	Vertical
8/3/2025 15:00	0.008	Longitudinal
8/4/2025 8:45	0.058	Vertical
8/5/2025 8:45	0.027	Vertical
8/6/2025 8:45	0.033	Vertical
8/7/2025 18:15	0.217	Vertical
8/8/2025 7:30	0.069	Vertical
8/9/2025 4:45	0.238	Longitudinal
8/10/2025 15:45	0.008	Longitudinal
8/11/2025 17:00	0.166	Vertical
8/12/2025 7:30	0.029	Vertical
8/13/2025 9:00	0.027	Vertical
8/14/2025 8:15	0.038	Vertical
8/15/2025 9:00	0.032	Vertical
8/16/2025 14:31	0.016	Vertical
8/17/2025 15:45	0.008	Longitudinal
8/18/2025 8:15	0.046	Transverse
8/19/2025 9:00	0.031	Vertical
8/20/2025 7:30	0.052	Transverse
8/21/2025 13:59	0.029	Transverse
8/22/2025 7:16	0.048	Vertical
8/23/2025 12:45	0.176	Longitudinal
8/24/2025 14:15	0.012	Vertical

9001 Collins VM3 Vibration Monitor - Maximum Daily Values		
Timestamp	Peak Particle Velocity (in./sec.)	Axis (Longitudinal/Transverse/Vertical)
8/25/2025 15:16	0.112	Vertical
8/26/2025 9:31	0.042	Longitudinal
8/27/2025 7:30	0.131	Longitudinal
8/28/2025 5:45	0.172	Longitudinal
8/29/2025 7:45	0.067	Vertical
8/30/2025 19:00	0.01	Vertical
8/31/2025 12:30	0.025	Vertical
9/1/2025 8:30	0.021	Vertical
9/2/2025 0:30	0.029	Vertical
9/3/2025 10:15	0.048	Vertical
9/4/2025 9:59	0.063	Vertical
9/5/2025 7:56	0.368	Vertical
9/6/2025 14:30	0.01	Vertical
9/7/2025 13:59	0.014	Longitudinal
9/8/2025 9:16	0.066	Vertical
9/9/2025 13:45	0.027	Vertical
9/10/2025 7:30	0.171	Vertical
9/11/2025 7:15	0.032	Vertical
9/12/2025 8:31	0.063	Vertical
9/13/2025 10:30	0.015	Vertical
9/14/2025 11:30	0.041	Vertical
9/15/2025 8:45	0.152	Longitudinal
9/16/2025 15:00	0.02	Vertical
9/17/2025 8:15	0.07	Vertical
9/18/2025 8:31	0.04	Vertical
9/19/2025 7:45	0.048	Vertical
9/20/2025 7:00	0.02	Vertical
9/21/2025 10:47	0.012	Vertical
9/22/2025 21:21	0.781	Longitudinal
9/23/2025 17:35	0.695	Longitudinal
9/24/2025 7:45	0.035	Vertical
9/25/2025 7:30	0.038	Vertical
9/26/2025 7:45	0.05	Vertical
9/27/2025 18:30	0.033	Vertical
9/28/2025 14:45	0.013	Longitudinal
9/29/2025 12:45	0.153	Vertical
9/30/2025 9:45	0.025	Vertical
10/1/2025 7:30	0.061	Vertical
10/2/2025 7:59	0.079	Vertical
10/3/2025 16:45	0.057	Longitudinal
10/4/2025 1:32	0.011	Transverse
10/5/2025 12:47	0.042	Vertical
10/6/2025 8:15	0.059	Vertical

9001 Collins VM3 Vibration Monitor - Maximum Daily Values		
Timestamp	Peak Particle Velocity (in./sec.)	Axis (Longitudinal/Transverse/Vertical)
10/7/2025 14:47	0.188	Vertical
10/8/2025 9:45	0.12	Vertical
10/9/2025 13:16	0.043	Vertical
10/10/2025 7:46	0.054	Longitudinal
10/11/2025 14:45	0.01	Vertical
10/12/2025 17:01	0.019	Vertical
10/13/2025 10:45	0.063	Longitudinal
10/14/2025 11:59	0.027	Vertical
10/15/2025 11:15	0.07	Vertical
10/16/2025 7:30	0.063	Transverse
10/17/2025 7:30	0.111	Transverse
10/18/2025 17:45	0.021	Vertical
10/19/2025 7:31	0.012	Vertical
10/20/2025 8:15	0.058	Vertical
10/21/2025 15:00	0.03	Vertical
10/22/2025 8:15	0.045	Vertical
10/23/2025 7:30	0.031	Transverse
10/24/2025 7:30	0.085	Vertical
10/25/2025 13:15	0.008	Vertical
10/26/2025 13:00	0.008	Longitudinal
10/27/2025 11:00	0.042	Vertical
10/28/2025 15:30	0.022	Vertical
10/29/2025 7:45	0.073	Vertical
10/30/2025 7:15	0.026	Vertical
10/31/2025 7:15	0.045	Vertical
11/1/2025 9:30	0.01	Vertical
11/2/2025 8:59	0.01	Longitudinal
11/3/2025 12:15	0.064	Transverse
11/4/2025 10:15	0.037	Vertical
11/5/2025 7:15	0.055	Vertical
11/6/2025 6:59	0.044	Transverse
11/7/2025 14:15	0.037	Vertical
11/8/2025 12:15	0.006	Vertical
11/9/2025 11:15	0.013	Vertical
11/10/2025 8:15	0.04	Transverse
11/11/2025 8:45	0.017	Transverse
11/12/2025 11:00	1.762	Longitudinal
11/13/2025 7:05	1.783	Longitudinal
11/14/2025 17:01	1.744	Longitudinal
11/15/2025 14:30	0.015	Vertical
11/16/2025 18:00	0.012	Longitudinal
11/17/2025 9:15	0.075	Vertical
11/18/2025 16:15	0.027	Vertical

9001 Collins VM3 Vibration Monitor - Maximum Daily Values		
Timestamp	Peak Particle Velocity (in./sec.)	Axis (Longitudinal/Transverse/Vertical)
11/19/2025 7:15	0.066	Vertical
11/20/2025 7:15	0.065	Vertical
11/21/2025 8:17	0.052	Transverse
11/22/2025 17:47	0.006	Vertical
11/23/2025 8:17	0.022	Longitudinal
11/24/2025 7:31	0.057	Vertical
11/25/2025 11:16	0.034	Vertical
11/26/2025 7:32	0.06	Vertical
11/27/2025 6:47	0.06	Vertical
11/28/2025 8:02	0.221	Vertical
11/29/2025 16:52	0.035	Vertical
11/30/2025 7:17	0.029	Vertical
12/1/2025 7:32	0.041	Vertical
12/2/2025 13:17	0.048	Vertical
12/3/2025 12:45	1.79	Longitudinal
12/4/2025 21:20	1.811	Longitudinal
12/5/2025 8:30	0.151	Vertical
12/6/2025 10:59	0.011	Vertical
12/7/2025 17:31	0.017	Vertical
12/8/2025 12:59	0.064	Vertical
12/9/2025 16:00	0.066	Vertical
12/10/2025 15:15	0.224	Vertical
12/11/2025 17:30	0.054	Vertical
12/12/2025 15:30	0.102	Vertical
12/13/2025 20:00	0.017	Vertical
12/14/2025 10:59	0.025	Vertical
12/15/2025 9:30	0.072	Vertical
12/16/2025 13:15	0.066	Transverse
12/17/2025 10:01	0.053	Vertical
12/18/2025 10:45	0.079	Vertical
12/19/2025 18:59	0.269	Transverse
12/20/2025 15:30	0.02	Vertical
12/21/2025 12:15	0.021	Vertical
12/22/2025 7:10	0.454	Vertical
12/23/2025 12:33	0.049	Vertical
12/24/2025 7:30	0.061	Vertical
12/25/2025 13:30	0.014	Vertical
12/26/2025 8:30	0.099	Vertical
12/27/2025 13:45	0.014	Vertical
12/28/2025 7:45	0.027	Vertical
12/29/2025 9:01	2.586	Vertical
12/30/2025 8:59	0.087	Vertical
12/31/2025 10:16	0.022	Vertical

9001 Collins VM3 Vibration Monitor - Maximum Daily Values		
Timestamp	Peak Particle Velocity (in./sec.)	Axis (Longitudinal/Transverse/Vertical)
1/1/2026 8:50	2.496	Vertical
1/2/2026 7:45	0.078	Vertical
1/3/2026 16:59	0.028	Vertical
1/4/2026 14:16	0.024	Vertical
1/5/2026 7:30	0.076	Vertical
1/6/2026 17:46	0.033	Vertical
1/7/2026 21:01	1.865	Longitudinal
1/8/2026 10:52	1.859	Longitudinal
1/9/2026 7:31	0.108	Vertical
1/10/2026 19:45	0.028	Vertical
1/11/2026 2:59	0.056	Vertical
1/12/2026 14:36	5.607	Vertical
1/13/2026 9:31	0.054	Vertical
1/14/2026 14:59	0.116	Transverse
1/15/2026 8:30	0.14	Vertical
1/16/2026 7:45	0.07	Vertical
1/17/2026 10:31	0.035	Vertical
1/18/2026 14:15	0.016	Vertical
1/19/2026 7:30	0.07	Vertical
1/20/2026 8:45	0.053	Vertical
1/21/2026 7:30	0.297	Vertical
1/22/2026 9:46	0.169	Transverse
1/23/2026 10:16	0.198	Transverse
1/24/2026 10:30	0.031	Vertical
1/25/2026 13:15	0.012	Vertical
1/26/2026 14:45	0.065	Vertical
1/27/2026 8:59	0.036	Vertical
1/28/2026 13:49	0.756	Vertical
1/29/2026 7:15	0.092	Vertical
1/30/2026 8:15	0.116	Vertical
1/31/2026 21:46	0.025	Longitudinal
2/1/2026 0:59	0.024	Longitudinal
2/2/2026 8:59	0.102	Transverse
2/3/2026 16:00	0.205	Vertical
2/4/2026 12:45	0.091	Vertical
2/5/2026 16:59	0.074	Vertical
2/6/2026 12:53	2.489	Vertical
2/7/2026 15:30	0.046	Vertical
2/8/2026 16:31	0.055	Vertical
2/9/2026 12:59	0.194	Vertical
2/10/2026 13:45	0.066	Vertical
2/11/2026 7:15	0.094	Vertical
2/12/2026 9:15	0.1	Vertical

9001 Collins VM3 Vibration Monitor - Maximum Daily Values		
Timestamp	Peak Particle Velocity (in./sec.)	Axis (Longitudinal/Transverse/Vertical)
2/13/2026 17:29	1.175	Transverse
2/14/2026 17:46	0.032	Longitudinal
2/15/2026 18:31	0.025	Vertical
2/16/2026 7:45	0.071	Vertical
2/17/2026 16:59	0.264	Longitudinal
2/18/2026 7:15	0.056	Vertical
2/19/2026 12:16	0.085	Vertical
2/20/2026 16:01	0.107	Vertical
2/21/2026 13:45	0.025	Vertical
2/22/2026 19:15	0.069	Longitudinal
2/23/2026 12:01	0.24	Longitudinal
2/24/2026 15:16	0.065	Longitudinal
2/25/2026 8:00	0.062	Transverse
2/26/2026 12:01	0.095	Vertical
2/27/2026 9:31	0.073	Vertical
2/28/2026 8:15	0.052	Longitudinal
3/1/2026 15:45	0.052	Vertical
3/2/2026 8:30	0.0872	Transverse
3/3/2026 16:30	0.0695	Longitudinal
3/4/2026 7:30	0.2821	Vertical
3/5/2026 16:00	0.1368	Vertical
3/6/2026 9:30	0.0605	Longitudinal
3/7/2026 19:45	0.0205	Longitudinal
3/8/2026 8:30	0.032	Longitudinal

9008 Collins VM1 Site Vibration Monitor - Maximum Daily Values		
Timestamp	Peak Particle Velocity (in./sec.)	Axis (Longitudinal/Transverse/Vertical)
4/19/2023 15:45	0.0071	Transverse
4/20/2023 10:30	0.0164	Transverse
4/21/2023 7:15	0.0065	Vertical
4/22/2023 14:30	0.0096	Transverse
4/23/2023 7:15	0.0068	Vertical
4/24/2023 7:00	0.0059	Vertical
4/25/2023 4:45	0.0127	Transverse
4/26/2023 21:45	0.014	Transverse
4/27/2023 10:15	0.0074	Vertical
4/28/2023 15:11	0.1403	Vertical
4/29/2023 16:30	0.0081	Vertical
4/30/2023 6:00	0.0074	Vertical
5/1/2023 16:30	0.0245	Vertical
5/2/2023 5:30	0.0078	Vertical
5/3/2023 15:30	0.0304	Transverse
5/4/2023 8:45	0.0189	Vertical
5/5/2023 10:00	0.0177	Vertical
5/6/2023 22:45	0.0372	Vertical
5/7/2023 2:15	0.0186	Transverse
5/8/2023 9:15	0.0155	Vertical
5/9/2023 12:30	0.0295	Vertical
5/10/2023 8:45	0.0307	Vertical
5/11/2023 10:00	0.0369	Vertical
5/12/2023 7:30	0.0084	Transverse
5/13/2023 7:30	0.0084	Vertical
5/14/2023 21:00	0.0087	Vertical
5/15/2023 19:45	0.014	Vertical
5/16/2023 23:15	0.0087	Vertical
5/17/2023 8:15	0.0174	Vertical
5/18/2023 14:30	0.1384	Vertical
5/19/2023 12:00	0.0183	Vertical
5/20/2023 16:00	0.0143	Transverse
5/21/2023 19:00	0.0168	Vertical
5/22/2023 11:00	0.0301	Vertical
5/23/2023 16:00	0.0348	Vertical
5/24/2023 7:15	0.022	Vertical
5/25/2023 13:31	0.0087	Vertical
5/26/2023 13:00	0.0124	Longitudinal
5/27/2023 3:30	0.0121	Vertical
5/28/2023 12:15	0.0078	Vertical
5/29/2023 6:45	0.0071	Vertical
5/30/2023 7:59	0.0087	Vertical
5/31/2023 13:59	0.1592	Vertical

9008 Collins VM1 Site Vibration Monitor - Maximum Daily Values		
Timestamp	Peak Particle Velocity (in./sec.)	Axis (Longitudinal/Transverse/Vertical)
6/1/2023 12:00	0.0357	Vertical
6/2/2023 13:30	0.1157	Vertical
6/3/2023 9:45	0.0081	Vertical
6/4/2023 14:15	0.0096	Vertical
6/5/2023 17:00	0.0087	Vertical
6/6/2023 12:15	0.0127	Vertical
6/7/2023 7:30	0.0121	Vertical
6/8/2023 15:45	0.0096	Vertical
6/9/2023 18:46	0.0233	Transverse
6/10/2023 8:30	0.0084	Vertical
6/11/2023 7:15	0.0068	Vertical
6/12/2023 11:30	0.0109	Vertical
6/13/2023 15:30	0.013	Transverse
6/14/2023 14:15	0.0149	Vertical
6/15/2023 8:15	0.0137	Vertical
6/16/2023 10:45	0.0332	Vertical
6/17/2023 18:30	0.009	Vertical
6/18/2023 19:15	0.0084	Vertical
6/19/2023 14:15	0.0133	Vertical
6/20/2023 11:45	0.0115	Vertical
6/21/2023 7:45	0.0096	Vertical
6/22/2023 7:59	0.0137	Vertical
6/23/2023 7:45	0.0106	Vertical
6/24/2023 12:45	0.0084	Vertical
6/25/2023 8:30	0.0174	Transverse
6/26/2023 10:15	0.0214	Vertical
6/27/2023 7:15	0.0239	Longitudinal
6/28/2023 15:30	0.0801	Vertical
6/29/2023 7:59	0.0155	Vertical
6/30/2023 9:45	0.0087	Vertical
7/1/2023 15:45	0.0102	Transverse
7/2/2023 18:00	0.0149	Transverse
7/3/2023 11:30	0.0137	Transverse
7/4/2023 8:45	0.0084	Vertical
7/5/2023 15:45	0.0509	Vertical
7/6/2023 15:30	0.022	Vertical
7/7/2023 10:00	0.0121	Vertical
7/8/2023 10:30	0.0106	Transverse
7/9/2023 18:15	0.0124	Longitudinal
7/10/2023 12:45	0.009	Vertical
7/11/2023 15:30	0.0205	Vertical
7/12/2023 13:59	0.0627	Vertical
7/13/2023 7:31	0.0155	Vertical

9008 Collins VM1 Site Vibration Monitor - Maximum Daily Values		
Timestamp	Peak Particle Velocity (in./sec.)	Axis (Longitudinal/Transverse/Vertical)
7/14/2023 10:00	0.0152	Vertical
7/15/2023 0:15	0.0133	Vertical
7/16/2023 4:45	0.0071	Vertical
7/17/2023 11:45	0.0146	Vertical
7/18/2023 13:45	0.0133	Vertical
7/19/2023 15:15	0.0509	Vertical
7/20/2023 21:15	0.0282	Vertical
7/21/2023 7:59	0.0366	Vertical
7/22/2023 6:45	0.0062	Vertical
7/23/2023 19:45	0.0056	Vertical
7/24/2023 8:30	0.0121	Transverse
7/25/2023 13:59	0.0205	Longitudinal
7/26/2023 15:45	0.0155	Vertical
7/27/2023 11:00	0.0109	Vertical
7/28/2023 14:15	0.0137	Vertical
7/29/2023 5:30	0.0068	Vertical
7/30/2023 9:00	0.0074	Vertical
7/31/2023 18:00	0.0323	Vertical
8/1/2023 11:15	0.0214	Vertical
8/2/2023 13:00	0.0133	Transverse
8/3/2023 10:15	0.0425	Vertical
8/4/2023 10:00	0.0112	Vertical
8/5/2023 15:30	0.0093	Transverse
8/6/2023 17:00	0.0137	Transverse
8/7/2023 13:45	0.014	Vertical
8/8/2023 8:15	0.0189	Longitudinal
8/9/2023 10:15	0.0143	Vertical
8/10/2023 16:45	0.0168	Vertical
8/11/2023 13:45	0.0155	Transverse
8/12/2023 17:45	0.0155	Longitudinal
8/13/2023 6:30	0.0074	Vertical
8/14/2023 7:30	0.0202	Longitudinal
8/15/2023 8:15	0.0205	Vertical
8/16/2023 16:45	0.0363	Vertical
8/17/2023 14:08	0.0279	Vertical
8/18/2023 9:45	0.0118	Vertical
8/19/2023 3:30	0.0084	Transverse
8/20/2023 16:45	0.0078	Vertical
8/21/2023 13:08	0.4413	Transverse
8/22/2023 3:15	0.0478	Transverse
8/23/2023 10:00	0.0137	Transverse
8/24/2023 8:15	0.0186	Vertical
8/25/2023 9:30	0.0155	Vertical

9008 Collins VM1 Site Vibration Monitor - Maximum Daily Values		
Timestamp	Peak Particle Velocity (in./sec.)	Axis (Longitudinal/Transverse/Vertical)
8/26/2023 11:30	0.0068	Vertical
8/27/2023 10:00	0.0074	Vertical
8/28/2023 12:45	0.0127	Transverse
8/29/2023 16:00	0.0146	Vertical
8/30/2023 8:30	0.0276	Vertical
8/31/2023 14:45	0.0161	Longitudinal
9/1/2023 16:45	0.0192	Vertical
9/2/2023 3:31	0.0081	Vertical
9/3/2023 9:15	0.009	Vertical
9/4/2023 11:45	0.0056	Vertical
9/5/2023 8:30	0.0133	Vertical
9/6/2023 8:45	0.0323	Vertical
9/7/2023 14:31	0.0155	Transverse
9/8/2023 9:00	0.0233	Vertical
9/9/2023 12:31	0.0062	Vertical
9/10/2023 10:46	0.0056	Vertical
9/11/2023 14:15	0.0205	Vertical
9/12/2023 13:59	0.0217	Vertical
9/13/2023 14:46	0.0217	Vertical
9/14/2023 15:45	0.0152	Transverse
9/15/2023 11:00	0.0484	Vertical
9/16/2023 18:31	0.0068	Vertical
9/17/2023 17:00	0.0211	Transverse
9/18/2023 7:16	0.0192	Vertical
9/19/2023 9:16	0.0124	Vertical
9/20/2023 13:37	0.0633	Vertical
9/21/2023 13:30	0.0096	Vertical
9/22/2023 14:30	0.0155	Vertical
9/23/2023 9:16	0.0282	Transverse
9/24/2023 10:45	0.0062	Vertical
9/25/2023 12:30	0.0137	Vertical
9/26/2023 15:00	0.0137	Transverse
9/27/2023 11:31	0.0183	Transverse
9/28/2023 10:15	0.0301	Transverse
9/29/2023 12:46	0.0208	Transverse
9/30/2023 16:01	0.014	Transverse
10/1/2023 13:59	0.0223	Transverse
10/2/2023 17:15	0.0248	Vertical
10/3/2023 15:44	0.0357	Vertical
10/4/2023 8:46	0.0261	Transverse
10/5/2023 9:46	0.0133	Vertical
10/6/2023 17:30	0.0233	Vertical
10/7/2023 12:45	0.0124	Transverse

9008 Collins VM1 Site Vibration Monitor - Maximum Daily Values		
Timestamp	Peak Particle Velocity (in./sec.)	Axis (Longitudinal/Transverse/Vertical)
10/8/2023 13:00	0.0059	Vertical
10/9/2023 7:59	0.0496	Vertical
10/10/2023 14:30	0.018	Transverse
10/11/2023 11:00	0.0127	Transverse
10/12/2023 13:59	0.0661	Vertical
10/13/2023 14:45	0.0099	Transverse
10/14/2023 13:16	0.0124	Transverse
10/15/2023 7:59	0.0062	Transverse
10/16/2023 17:31	0.0186	Vertical
10/17/2023 17:15	0.0183	Vertical
10/18/2023 17:00	0.0174	Vertical
10/19/2023 9:16	0.013	Vertical
10/20/2023 14:47	0.0518	Vertical
10/21/2023 11:15	0.0341	Transverse
10/22/2023 15:15	0.0158	Transverse
10/23/2023 7:30	0.0158	Vertical
10/24/2023 16:30	0.0313	Vertical
10/25/2023 19:00	0.013	Longitudinal
10/26/2023 11:00	0.0127	Vertical
10/27/2023 23:46	0.0344	Transverse
10/28/2023 9:59	0.0344	Transverse
10/29/2023 17:01	0.0074	Vertical
10/30/2023 8:30	0.0397	Transverse
10/31/2023 15:01	0.0329	Vertical
11/1/2023 16:16	0.036	Vertical
11/2/2023 8:30	0.0403	Transverse
11/3/2023 9:59	0.135	Transverse
11/4/2023 11:45	0.0174	Transverse
11/5/2023 8:30	0.0565	Transverse
11/6/2023 6:59	0.0751	Transverse
11/7/2023 7:45	0.0354	Vertical
11/8/2023 9:45	0.0844	Longitudinal
11/9/2023 10:00	0.0304	Vertical
11/10/2023 12:46	0.0599	Transverse
11/11/2023 16:01	0.0276	Transverse
11/12/2023 8:45	0.0217	Transverse
11/13/2023 8:45	0.0292	Transverse
11/14/2023 10:00	0.0279	Vertical
11/15/2023 0:00	0.0391	Transverse
11/16/2023 4:30	0.0953	Transverse
11/17/2023 14:00	0.031	Transverse
11/18/2023 7:45	0.0195	Transverse
11/19/2023 16:45	0.0065	Vertical

9008 Collins VM1 Site Vibration Monitor - Maximum Daily Values		
Timestamp	Peak Particle Velocity (in./sec.)	Axis (Longitudinal/Transverse/Vertical)
11/20/2023 10:46	0.0227	Transverse
11/21/2023 10:45	0.0248	Vertical
11/22/2023 10:45	0.0227	Transverse
11/23/2023 10:59	0.0323	Transverse
11/24/2023 11:45	0.0261	Transverse
11/25/2023 11:15	0.0074	Vertical
11/26/2023 19:15	0.0071	Vertical
11/27/2023 10:30	0.0326	Vertical
11/28/2023 9:31	0.013	Vertical
11/29/2023 10:15	0.0282	Vertical
11/30/2023 6:30	0.0065	Vertical
12/1/2023 7:45	0.0096	Vertical
12/2/2023 12:15	0.0146	Vertical
12/3/2023 5:30	0.0189	Transverse
12/4/2023 7:15	0.0363	Transverse
12/5/2023 9:45	0.0121	Transverse
12/6/2023 14:59	0.0112	Vertical
12/7/2023 10:59	0.0102	Vertical
12/8/2023 16:00	0.0161	Transverse
12/9/2023 23:15	0.0081	Vertical
12/10/2023 7:45	0.0078	Vertical
12/11/2023 11:31	0.014	Transverse
12/12/2023 9:30	0.0199	Transverse
12/13/2023 9:15	0.0273	Transverse
12/14/2023 8:30	0.0236	Vertical
12/15/2023 9:30	0.0155	Transverse
12/16/2023 20:59	0.023	Transverse
12/17/2023 2:00	0.0112	Longitudinal
12/18/2023 12:15	0.0261	Transverse
12/19/2023 15:30	0.0164	Transverse
12/20/2023 10:45	0.0202	Transverse
12/21/2023 15:30	0.0236	Transverse
12/22/2023 14:59	0.0199	Longitudinal
12/23/2023 4:46	0.0071	Longitudinal
12/24/2023 5:45	0.0059	Vertical
12/25/2023 23:30	0.0341	Longitudinal
12/26/2023 11:15	0.0223	Transverse
12/27/2023 8:59	0.0211	Transverse
12/28/2023 14:15	0.0208	Longitudinal
12/29/2023 11:45	0.0242	Transverse
12/30/2023 5:46	0.0074	Vertical
12/31/2023 18:59	0.0084	Vertical
1/1/2024 7:45	0.0071	Vertical

9008 Collins VM1 Site Vibration Monitor - Maximum Daily Values		
Timestamp	Peak Particle Velocity (in./sec.)	Axis (Longitudinal/Transverse/Vertical)
1/2/2024 9:31	0.0093	Vertical
1/3/2024 14:15	0.0155	Longitudinal
1/4/2024 10:59	0.0366	Vertical
1/5/2024 6:31	0.0227	Longitudinal
1/6/2024 11:45	0.0298	Transverse
1/7/2024 0:30	0.0068	Vertical
1/8/2024 14:15	0.0099	Vertical
1/9/2024 5:16	0.018	Longitudinal
1/10/2024 14:59	0.0062	Longitudinal
1/11/2024 14:15	0.0258	Vertical
1/12/2024 8:00	0.0127	Longitudinal
1/13/2024 8:00	0.0143	Longitudinal
1/14/2024 19:45	0.0102	Longitudinal
1/15/2024 7:45	0.0118	Vertical
1/16/2024 9:45	0.0096	Vertical
1/17/2024 14:00	0.0168	Transverse
1/18/2024 0:59	0.0227	Longitudinal
1/19/2024 8:00	0.0301	Vertical
1/20/2024 9:30	0.0118	Longitudinal
1/21/2024 8:00	0.0251	Longitudinal
1/22/2024 14:16	0.0298	Longitudinal
1/23/2024 8:00	0.0531	Vertical
1/24/2024 8:00	0.0562	Vertical
1/25/2024 0:59	0.0065	Vertical
1/26/2024 8:15	0.0351	Longitudinal
1/27/2024 14:15	0.0071	Vertical
1/28/2024 10:00	0.0298	Longitudinal
1/29/2024 8:00	0.0236	Vertical
1/30/2024 9:15	0.0087	Vertical
1/31/2024 7:46	0.0555	Longitudinal
2/1/2024 11:15	0.0062	Vertical
2/2/2024 13:15	0.0171	Longitudinal
2/3/2024 6:59	0.0571	Longitudinal
2/4/2024 7:16	0.032	Longitudinal
2/5/2024 7:30	0.0137	Vertical
2/6/2024 7:16	0.0317	Longitudinal
2/7/2024 12:30	0.0074	Longitudinal
2/8/2024 15:31	0.0413	Vertical
2/9/2024 9:45	0.0133	Vertical
2/10/2024 0:59	0.0102	Longitudinal
2/11/2024 16:00	0.0071	Vertical
2/12/2024 8:01	0.036	Longitudinal
2/13/2024 9:15	0.0338	Vertical

9008 Collins VM1 Site Vibration Monitor - Maximum Daily Values		
Timestamp	Peak Particle Velocity (in./sec.)	Axis (Longitudinal/Transverse/Vertical)
2/14/2024 7:45	0.0245	Longitudinal
2/15/2024 8:30	0.041	Longitudinal
2/16/2024 9:15	0.0757	Longitudinal
2/17/2024 13:46	0.0078	Vertical
2/18/2024 9:15	0.0071	Vertical
2/19/2024 8:31	0.0195	Longitudinal
2/20/2024 16:59	0.0264	Longitudinal
2/21/2024 11:31	0.0096	Vertical
2/22/2024 8:45	0.0118	Longitudinal
2/23/2024 16:59	0.0506	Longitudinal
2/24/2024 11:30	0.0071	Vertical
2/25/2024 16:59	0.0071	Vertical
2/26/2024 16:30	0.0115	Transverse
2/27/2024 16:45	0.0254	Longitudinal
2/28/2024 15:46	0.0074	Vertical
2/29/2024 18:31	0.0071	Vertical
3/1/2024 14:00	0.009	Vertical
3/2/2024 16:45	0.0549	Longitudinal
3/3/2024 17:16	0.0059	Vertical
3/4/2024 7:30	0.0462	Longitudinal
3/5/2024 10:31	0.0199	Longitudinal
3/6/2024 9:31	0.0124	Vertical
3/7/2024 12:01	0.0096	Vertical
3/8/2024 14:59	0.0087	Vertical
3/9/2024 2:59	0.0065	Vertical
3/10/2024 4:46	0.018	Vertical
3/11/2024 13:45	0.0078	Longitudinal
3/12/2024 7:00	0.0087	Vertical
3/13/2024 12:38	9.7241	Transverse
3/14/2024 19:00	0.0087	Vertical
3/15/2024 7:15	0.0149	Vertical
3/16/2024 13:30	0.0071	Vertical
3/17/2024 19:45	0.0087	Vertical
3/18/2024 21:00	0.0071	Vertical
3/19/2024 14:15	0.0081	Vertical
3/20/2024 6:15	0.0074	Transverse
3/21/2024 18:30	0.0068	Vertical
3/22/2024 7:30	0.0096	Vertical
3/23/2024 12:15	0.0065	Vertical
3/24/2024 11:30	0.0065	Vertical
3/25/2024 11:15	0.0102	Longitudinal
3/26/2024 5:32	0.0071	Vertical
3/27/2024 8:17	0.0081	Longitudinal

9008 Collins VM1 Site Vibration Monitor - Maximum Daily Values		
Timestamp	Peak Particle Velocity (in./sec.)	Axis (Longitudinal/Transverse/Vertical)
3/28/2024 5:46	0.0081	Vertical
3/29/2024 12:30	0.0112	Longitudinal
3/30/2024 15:30	0.0087	Vertical
3/31/2024 11:16	0.0062	Vertical
4/1/2024 13:30	0.0106	Longitudinal
4/2/2024 7:15	0.0127	Vertical
4/3/2024 0:30	0.0074	Vertical
4/4/2024 8:45	0.0106	Vertical
4/5/2024 9:45	0.0211	Vertical
4/6/2024 17:16	0.0096	Vertical
4/7/2024 10:15	0.0068	Vertical
4/8/2024 17:51	0.0084	Longitudinal
4/9/2024 7:15	0.0093	Vertical
4/10/2024 9:52	0.5117	Transverse
4/11/2024 10:30	0.0289	Vertical
4/12/2024 11:15	0.0208	Vertical
4/13/2024 15:15	0.0084	Longitudinal
4/14/2024 7:15	0.0068	Transverse
4/15/2024 12:15	0.0177	Vertical
4/16/2024 7:00	0.0109	Vertical
4/17/2024 7:00	0.009	Transverse
4/18/2024 13:45	0.0121	Vertical
4/19/2024 16:15	0.0158	Transverse
4/20/2024 5:00	0.0087	Transverse
4/21/2024 5:00	0.0102	Transverse
4/22/2024 8:45	0.0174	Vertical
4/23/2024 11:15	0.0317	Vertical
4/24/2024 4:30	0.0081	Transverse
4/25/2024 0:15	0.0068	Vertical
4/26/2024 7:30	0.0096	Transverse
4/27/2024 18:30	0.0332	Vertical
4/28/2024 19:59	0.0112	Vertical
4/29/2024 8:30	0.0254	Vertical
4/30/2024 21:30	0.0084	Vertical
5/1/2024 21:15	0.0137	Vertical
5/2/2024 21:16	0.0208	Vertical
5/3/2024 4:30	0.0106	Vertical
5/4/2024 10:15	0.0093	Vertical
5/5/2024 6:45	0.0062	Transverse
5/6/2024 21:15	0.0118	Vertical
5/7/2024 21:16	0.0258	Vertical
5/8/2024 21:15	0.0413	Vertical
5/9/2024 21:01	0.0174	Vertical

9008 Collins VM1 Site Vibration Monitor - Maximum Daily Values		
Timestamp	Peak Particle Velocity (in./sec.)	Axis (Longitudinal/Transverse/Vertical)
5/10/2024 2:45	0.0143	Vertical
5/11/2024 5:59	0.0084	Vertical
5/12/2024 16:46	0.0096	Vertical
5/13/2024 7:01	0.0099	Vertical
5/14/2024 7:01	0.0065	Vertical
5/15/2024 11:45	0.0096	Transverse
5/16/2024 13:46	0.0081	Longitudinal
5/17/2024 9:31	0.0078	Transverse
5/18/2024 7:59	0.0059	Transverse
5/19/2024 9:46	0.0065	Vertical
5/20/2024 5:59	0.0078	Transverse
5/21/2024 17:15	0.0074	Vertical
5/22/2024 10:30	0.0071	Vertical
5/23/2024 19:16	0.0137	Vertical
5/24/2024 9:15	0.0074	Vertical
5/25/2024 23:30	0.0146	Transverse
5/26/2024 17:59	0.0078	Vertical
5/27/2024 19:00	0.0152	Transverse
5/28/2024 6:30	0.0065	Vertical
5/29/2024 19:30	0.009	Longitudinal
5/30/2024 20:16	0.0068	Vertical
5/31/2024 18:30	0.0419	Vertical
6/1/2024 18:15	0.0081	Longitudinal
6/2/2024 23:59	0.0068	Vertical
6/3/2024 18:45	0.031	Vertical
6/4/2024 19:00	0.0506	Longitudinal
6/5/2024 5:45	0.0084	Transverse
6/6/2024 19:45	0.0189	Vertical
6/7/2024 0:15	0.0338	Vertical
6/8/2024 19:15	0.1052	Vertical
6/9/2024 10:45	0.0093	Longitudinal
6/10/2024 7:00	0.0121	Vertical
6/11/2024 15:00	0.0137	Longitudinal
6/12/2024 13:59	0.0211	Vertical
6/13/2024 17:15	0.0233	Longitudinal
6/14/2024 7:59	0.0065	Vertical
6/15/2024 6:15	0.0164	Vertical
6/16/2024 19:45	0.0087	Vertical
6/17/2024 7:15	0.0078	Vertical
6/18/2024 19:59	0.0301	Vertical
6/19/2024 19:01	0.0254	Vertical
6/20/2024 17:16	0.0102	Longitudinal
6/21/2024 18:30	0.0109	Vertical

9008 Collins VM1 Site Vibration Monitor - Maximum Daily Values		
Timestamp	Peak Particle Velocity (in./sec.)	Axis (Longitudinal/Transverse/Vertical)
6/22/2024 14:15	0.0062	Longitudinal
6/23/2024 2:15	0.0081	Vertical
6/24/2024 6:45	0.0102	Vertical
6/25/2024 7:15	0.0099	Vertical
6/26/2024 11:00	0.0174	Vertical
6/27/2024 13:30	0.0137	Vertical
6/28/2024 7:45	0.0124	Vertical
6/29/2024 15:30	0.0106	Vertical
6/30/2024 11:59	0.0068	Vertical
7/1/2024 14:45	0.0074	Vertical
7/2/2024 15:15	0.0096	Longitudinal
7/3/2024 7:45	0.0081	Vertical
7/4/2024 17:59	0.0143	Longitudinal
7/5/2024 19:45	0.0143	Longitudinal
7/6/2024 5:59	0.0062	Vertical
7/7/2024 6:45	0.0112	Vertical
7/8/2024 18:30	0.009	Longitudinal
7/9/2024 0:30	0.0065	Vertical
7/10/2024 7:30	0.0084	Vertical
7/11/2024 9:15	0.0056	Vertical
7/12/2024 13:30	0.0118	Vertical
7/13/2024 20:45	0.0065	Vertical
7/14/2024 17:45	0.009	Longitudinal
7/15/2024 19:45	0.0137	Vertical
7/16/2024 14:31	0.0118	Vertical
7/17/2024 23:45	0.0053	Vertical
7/18/2024 17:45	0.0062	Transverse
7/19/2024 7:45	0.0084	Vertical
7/20/2024 8:45	0.0062	Vertical
7/21/2024 1:45	0.0062	Longitudinal
7/22/2024 8:15	0.0205	Vertical
7/23/2024 7:15	0.009	Longitudinal
7/24/2024 7:30	0.0084	Vertical
7/25/2024 19:59	0.0059	Vertical
7/26/2024 7:45	0.0084	Vertical
7/27/2024 21:15	0.0068	Vertical
7/28/2024 14:15	0.0056	Vertical
7/29/2024 9:15	0.0065	Vertical
7/30/2024 18:31	0.0071	Vertical
7/31/2024 11:15	0.0062	Vertical
8/1/2024 9:30	0.0056	Vertical
8/2/2024 7:59	0.0062	Vertical
8/3/2024 5:59	0.0096	Longitudinal

9008 Collins VM1 Site Vibration Monitor - Maximum Daily Values		
Timestamp	Peak Particle Velocity (in./sec.)	Axis (Longitudinal/Transverse/Vertical)
8/4/2024 2:30	0.014	Longitudinal
8/5/2024 7:45	0.0087	Transverse
8/6/2024 7:00	0.0112	Vertical
8/7/2024 13:15	0.0146	Vertical
8/8/2024 9:30	0.0106	Vertical
8/9/2024 11:30	0.0965	Vertical
8/10/2024 11:59	0.0059	Vertical
8/11/2024 10:45	0.0099	Longitudinal
8/12/2024 8:47	0.0301	Transverse
8/13/2024 8:30	0.0127	Longitudinal
8/14/2024 9:15	0.0335	Longitudinal
8/15/2024 11:00	0.0251	Vertical
8/16/2024 13:00	0.0149	Transverse
8/17/2024 10:15	0.0062	Vertical
8/18/2024 15:45	0.0074	Vertical
8/19/2024 11:30	0.0099	Vertical
8/20/2024 17:59	0.0112	Longitudinal
8/21/2024 8:45	0.018	Longitudinal
8/22/2024 11:00	0.0227	Vertical
8/23/2024 9:45	0.0251	Vertical
8/24/2024 8:30	0.0065	Vertical
8/25/2024 17:59	0.0062	Transverse
8/26/2024 11:30	0.0282	Vertical
8/27/2024 11:31	0.0223	Vertical
8/28/2024 9:30	0.0161	Vertical
8/29/2024 16:31	0.0782	Vertical
8/30/2024 11:59	0.0174	Transverse
8/31/2024 7:46	0.0087	Transverse
9/1/2024 18:31	0.009	Longitudinal
9/2/2024 7:46	0.0109	Vertical
9/3/2024 15:30	0.0106	Vertical
9/4/2024 11:15	0.0472	Vertical
9/5/2024 7:31	0.0152	Vertical
9/6/2024 13:45	0.0227	Vertical
9/7/2024 17:15	0.0059	Longitudinal
9/8/2024 21:45	0.0062	Longitudinal
9/9/2024 15:45	0.018	Vertical
9/10/2024 11:59	0.0496	Vertical
9/11/2024 8:30	0.0245	Vertical
9/12/2024 7:45	0.0189	Vertical
9/13/2024 11:59	0.0208	Transverse
9/14/2024 15:15	0.0155	Longitudinal
9/15/2024 11:59	0.0164	Longitudinal

9008 Collins VM1 Site Vibration Monitor - Maximum Daily Values		
Timestamp	Peak Particle Velocity (in./sec.)	Axis (Longitudinal/Transverse/Vertical)
9/16/2024 14:15	0.0183	Vertical
9/17/2024 7:31	0.0146	Vertical
9/18/2024 13:01	0.027	Transverse
9/19/2024 15:30	0.0087	Transverse
9/20/2024 13:59	0.023	Transverse
9/21/2024 17:00	0.0065	Vertical
9/22/2024 16:15	0.0053	Vertical
9/23/2024 22:16	0.0301	Longitudinal
9/24/2024 18:30	0.068	Longitudinal
9/25/2024 19:59	0.0472	Longitudinal
9/26/2024 10:46	0.0531	Vertical
9/27/2024 9:30	0.0233	Vertical
9/28/2024 22:45	0.0059	Vertical
9/29/2024 9:15	0.0062	Vertical
9/30/2024 15:30	0.0261	Transverse
10/1/2024 10:46	0.0195	Longitudinal
10/2/2024 5:30	0.0332	Vertical
10/3/2024 3:30	0.041	Vertical
10/4/2024 14:45	0.0503	Transverse
10/5/2024 9:15	0.0099	Longitudinal
10/6/2024 17:30	0.0074	Longitudinal
10/7/2024 14:45	0.0211	Transverse
10/8/2024 14:45	0.0258	Transverse
10/9/2024 18:15	0.032	Longitudinal
10/10/2024 17:45	0.0109	Longitudinal
10/11/2024 13:15	0.0186	Transverse
10/12/2024 17:00	0.0205	Longitudinal
10/13/2024 14:30	0.0239	Longitudinal
10/14/2024 18:15	0.013	Longitudinal
10/15/2024 9:00	0.018	Vertical
10/16/2024 13:15	0.0397	Vertical
10/17/2024 2:46	0.0245	Vertical
10/18/2024 17:15	0.0211	Vertical
10/19/2024 15:59	0.0102	Longitudinal
10/20/2024 23:00	0.0127	Longitudinal
10/21/2024 13:15	0.0301	Transverse
10/22/2024 17:15	0.0338	Transverse
10/23/2024 9:15	0.0186	Transverse
10/24/2024 13:16	0.0192	Vertical
10/25/2024 9:59	0.0233	Vertical
10/26/2024 23:45	0.0059	Vertical
10/27/2024 17:15	0.0102	Longitudinal
10/28/2024 14:15	0.0233	Vertical

9008 Collins VM1 Site Vibration Monitor - Maximum Daily Values		
Timestamp	Peak Particle Velocity (in./sec.)	Axis (Longitudinal/Transverse/Vertical)
10/29/2024 11:00	0.0208	Vertical
10/30/2024 14:45	0.0251	Vertical
10/31/2024 10:30	0.0304	Vertical
11/1/2024 9:45	0.0177	Vertical
11/2/2024 20:30	0.0084	Longitudinal
11/3/2024 6:01	0.0171	Longitudinal
11/4/2024 13:15	0.0202	Vertical
11/5/2024 11:46	0.0946	Longitudinal
11/6/2024 7:30	0.0348	Longitudinal
11/7/2024 9:16	0.0267	Longitudinal
11/8/2024 14:15	0.0109	Vertical
11/9/2024 2:46	0.0093	Longitudinal
11/10/2024 19:30	0.013	Longitudinal
11/11/2024 16:30	0.0081	Longitudinal
11/12/2024 17:15	0.0279	Transverse
11/13/2024 17:33	0.1021	Vertical
11/14/2024 11:31	0.0202	Transverse
11/15/2024 16:31	0.0307	Vertical
11/16/2024 7:30	0.0205	Longitudinal
11/17/2024 18:00	0.0065	Vertical
11/18/2024 8:59	0.0227	Vertical
11/19/2024 7:30	0.0183	Vertical
11/20/2024 7:30	0.0254	Vertical
11/21/2024 16:16	0.0227	Transverse
11/22/2024 16:46	0.0143	Transverse
11/23/2024 8:15	0.0053	Longitudinal
11/24/2024 14:00	0.0146	Vertical
11/25/2024 18:00	0.0264	Vertical
11/26/2024 14:15	0.0183	Transverse
11/27/2024 11:46	0.0177	Vertical
11/28/2024 10:59	0.0177	Longitudinal
11/29/2024 15:16	0.0109	Longitudinal
11/30/2024 14:30	0.0068	Vertical
12/1/2024 10:46	0.0071	Vertical
12/2/2024 8:30	0.0332	Vertical
12/3/2024 10:15	0.0164	Vertical
12/4/2024 15:46	0.0183	Transverse
12/5/2024 16:00	0.0152	Vertical
12/6/2024 14:30	0.0174	Transverse
12/7/2024 20:30	0.0124	Longitudinal
12/8/2024 22:16	0.0118	Vertical
12/9/2024 16:30	0.0832	Vertical
12/10/2024 8:15	0.0285	Transverse

9008 Collins VM1 Site Vibration Monitor - Maximum Daily Values		
Timestamp	Peak Particle Velocity (in./sec.)	Axis (Longitudinal/Transverse/Vertical)
12/11/2024 12:15	0.0456	Longitudinal
12/12/2024 20:15	0.0571	Longitudinal
12/13/2024 9:30	0.0189	Transverse
12/14/2024 15:15	0.0583	Vertical
12/15/2024 23:15	0.0323	Vertical
12/16/2024 2:15	0.0267	Vertical
12/17/2024 14:46	0.0164	Transverse
12/18/2024 13:45	0.0695	Longitudinal
12/19/2024 13:45	0.0245	Transverse
12/20/2024 9:30	0.0205	Longitudinal
12/21/2024 7:30	0.0084	Longitudinal
12/22/2024 15:30	0.0084	Longitudinal
12/23/2024 16:00	0.0773	Vertical
12/24/2024 8:15	0.009	Vertical
12/25/2024 22:00	0.0071	Longitudinal
12/26/2024 18:30	0.0137	Vertical
12/27/2024 8:45	0.0285	Vertical
12/28/2024 11:45	0.014	Longitudinal
12/29/2024 0:15	0.0143	Longitudinal
12/30/2024 13:15	0.018	Transverse
12/31/2024 8:00	0.0112	Vertical
1/1/2025 8:15	0.0093	Longitudinal
1/2/2025 7:30	0.0227	Vertical
1/3/2025 7:30	0.0242	Vertical
1/4/2025 8:31	0.0115	Longitudinal
1/5/2025 14:45	0.0124	Longitudinal
1/6/2025 17:30	0.0388	Vertical
1/7/2025 14:15	0.0155	Vertical
1/8/2025 15:15	0.0282	Longitudinal
1/9/2025 16:59	0.0276	Vertical
1/10/2025 10:15	0.014	Transverse
1/11/2025 16:59	0.0109	Longitudinal
1/12/2025 21:30	0.0186	Vertical
1/13/2025 2:30	0.0186	Vertical
1/14/2025 14:30	0.0217	Vertical
1/15/2025 9:30	0.031	Longitudinal
1/16/2025 14:40	0.1139	Vertical
1/17/2025 15:30	0.0217	Vertical
1/18/2025 8:31	0.0239	Vertical
1/19/2025 8:30	0.1924	Transverse
1/20/2025 16:15	0.0503	Vertical
1/21/2025 16:00	0.0335	Transverse
1/22/2025 2:15	0.0289	Vertical

9008 Collins VM1 Site Vibration Monitor - Maximum Daily Values		
Timestamp	Peak Particle Velocity (in./sec.)	Axis (Longitudinal/Transverse/Vertical)
1/23/2025 8:30	0.0227	Vertical
1/24/2025 11:45	0.0782	Vertical
1/25/2025 12:15	0.009	Longitudinal
1/26/2025 22:45	0.0112	Vertical
1/27/2025 20:30	0.0211	Vertical
1/28/2025 3:45	0.0267	Vertical
1/29/2025 16:30	0.0248	Longitudinal
1/30/2025 2:15	0.0174	Vertical
1/31/2025 14:30	0.0168	Longitudinal
2/1/2025 15:15	0.0096	Longitudinal
2/2/2025 9:45	0.0047	Vertical
2/3/2025 9:30	0.0661	Vertical
2/4/2025 6:59	0.0512	Vertical
2/5/2025 17:15	0.0242	Vertical
2/6/2025 8:15	0.081	Vertical
2/7/2025 17:30	0.014	Vertical
2/8/2025 8:59	0.009	Transverse
2/9/2025 7:45	0.0189	Longitudinal
2/10/2025 13:45	0.0146	Transverse
2/11/2025 18:15	0.0195	Transverse
2/12/2025 17:45	0.0236	Vertical
2/13/2025 18:30	0.013	Vertical
2/14/2025 15:45	0.018	Vertical
2/15/2025 14:00	0.0593	Longitudinal
2/16/2025 10:30	0.0217	Longitudinal
2/17/2025 16:45	0.0109	Longitudinal
2/18/2025 14:31	0.0161	Longitudinal
2/19/2025 16:00	0.013	Vertical
2/20/2025 11:15	0.103	Vertical
2/21/2025 16:30	0.1772	Vertical
2/22/2025 16:00	0.0115	Longitudinal
2/23/2025 12:30	0.0149	Longitudinal
2/24/2025 14:30	0.0555	Vertical
2/25/2025 8:15	0.0379	Vertical
2/26/2025 7:30	0.0487	Vertical
2/27/2025 7:46	0.0168	Vertical
2/28/2025 8:46	0.0195	Vertical
3/1/2025 8:45	0.0171	Transverse
3/2/2025 14:59	0.018	Longitudinal
3/3/2025 8:00	0.0611	Longitudinal
3/4/2025 6:30	0.0177	Longitudinal
3/5/2025 4:15	0.009	Vertical
3/6/2025 7:31	0.0912	Vertical

9008 Collins VM1 Site Vibration Monitor - Maximum Daily Values		
Timestamp	Peak Particle Velocity (in./sec.)	Axis (Longitudinal/Transverse/Vertical)
3/7/2025 14:19	0.1403	Vertical
3/8/2025 8:59	0.0071	Vertical
3/9/2025 11:30	0.0143	Longitudinal
3/10/2025 8:45	0.0375	Vertical
3/11/2025 14:15	0.0171	Vertical
3/12/2025 8:16	0.0118	Vertical
3/13/2025 8:30	0.0242	Vertical
3/14/2025 13:45	0.0276	Vertical
3/15/2025 2:15	0.0096	Longitudinal
3/16/2025 8:45	0.0071	Longitudinal
3/17/2025 18:45	0.0531	Vertical
3/18/2025 17:45	0.0195	Vertical
3/19/2025 14:30	0.0152	Vertical
3/20/2025 7:00	0.0223	Vertical
3/21/2025 7:00	0.0183	Vertical
3/22/2025 22:15	0.0074	Vertical
3/23/2025 17:30	0.0056	Longitudinal
3/24/2025 9:01	0.0214	Vertical
3/25/2025 8:15	0.0186	Vertical
3/26/2025 9:00	0.0124	Vertical
3/27/2025 17:15	0.0282	Vertical
3/28/2025 14:30	0.0872	Longitudinal
3/29/2025 1:15	0.0078	Longitudinal
3/30/2025 7:45	0.0158	Longitudinal
3/31/2025 15:15	0.0195	Vertical
4/1/2025 9:59	0.0137	Transverse
4/2/2025 14:46	0.0298	Vertical
4/3/2025 11:25	3.0956	Vertical
4/4/2025 1:46	0.0025	Longitudinal
4/5/2025 10:30	0.0025	Longitudinal
4/6/2025 12:15	0.0025	Vertical
4/7/2025 9:00	0.0025	Longitudinal
4/8/2025 17:31	0.5285	Transverse
4/9/2025 8:17	0.113	Vertical
4/10/2025 11:30	0.0428	Vertical
4/11/2025 13:30	0.0195	Longitudinal
4/12/2025 19:59	0.0065	Vertical
4/13/2025 12:30	0.0056	longitudinal
4/14/2025 11:59	0.0344	Transverse
4/15/2025 15:30	0.0236	Longitudinal
4/16/2025 11:15	0.0465	Vertical
4/17/2025 17:00	0.0416	Vertical
4/18/2025 7:30	0.0639	Vertical

9008 Collins VM1 Site Vibration Monitor - Maximum Daily Values		
Timestamp	Peak Particle Velocity (in./sec.)	Axis (Longitudinal/Transverse/Vertical)
4/19/2025 13:15	0.0143	Longitudinal
4/20/2025 5:15	0.0056	Longitudinal
4/21/2025 9:45	0.0127	Vertical
4/22/2025 8:45	0.0354	Vertical
4/23/2025 13:59	0.0161	Vertical
4/24/2025 7:15	0.014	Vertical
4/25/2025 16:15	0.0195	Vertical
4/26/2025 14:15	0.0059	Vertical
4/27/2025 13:15	0.0059	Vertical
4/28/2025 11:15	0.048	Longitudinal
4/29/2025 14:15	0.038	Vertical
4/30/2025 7:00	0.012	Vertical
5/1/2025 6:30	0.01	Vertical
5/2/2025 7:15	0.011	Vertical
5/3/2025 15:45	0.008	Longitudinal
5/4/2025 7:59	0.009	Transverse
5/5/2025 6:30	0.013	Vertical
5/6/2025 7:30	0.009	Transverse
5/7/2025 7:15	0.012	Vertical
5/8/2025 18:15	0.066	Vertical
5/9/2025 8:46	0.017	Vertical
5/10/2025 21:00	0.01	Transverse
5/11/2025 6:30	0.034	Longitudinal
5/12/2025 8:45	0.007	Vertical
5/13/2025 9:45	0.02	Longitudinal
5/14/2025 13:30	0.028	Vertical
5/15/2025 15:59	0.029	Longitudinal
5/16/2025 12:30	0.024	Longitudinal
5/17/2025 14:15	0.01	Longitudinal
5/18/2025 19:45	0.007	Vertical
5/19/2025 9:59	0.015	Transverse
5/20/2025 15:30	0.015	Longitudinal
5/21/2025 6:30	0.018	Vertical
5/22/2025 9:15	0.017	Vertical
5/23/2025 23:45	0.01	Longitudinal
5/24/2025 13:30	0.007	Transverse
5/25/2025 19:45	0.006	Vertical
5/26/2025 8:31	0.006	Transverse
5/27/2025 14:45	0.018	Longitudinal
5/28/2025 12:30	0.028	Longitudinal
5/29/2025 12:30	0.016	Longitudinal
5/30/2025 15:59	0.017	Longitudinal
5/31/2025 12:30	0.007	Vertical

9008 Collins VM1 Site Vibration Monitor - Maximum Daily Values		
Timestamp	Peak Particle Velocity (in./sec.)	Axis (Longitudinal/Transverse/Vertical)
6/1/2025 14:15	0.006	Transverse
6/2/2025 9:30	0.021	Longitudinal
6/3/2025 7:00	0.013	Vertical
6/4/2025 15:15	0.026	Vertical
6/5/2025 16:30	0.02	Vertical
6/6/2025 9:45	0.038	Longitudinal
6/7/2025 16:15	0.021	Longitudinal
6/8/2025 7:30	0.007	Transverse
6/9/2025 12:45	0.032	Longitudinal
6/10/2025 6:30	0.029	Longitudinal
6/11/2025 11:45	0.022	Vertical
6/12/2025 12:26	0.115	Vertical
6/13/2025 11:30	0.014	Vertical
6/14/2025 21:00	0.007	Transverse
6/15/2025 20:30	0.007	Transverse
6/16/2025 11:45	0.067	Vertical
6/17/2025 13:15	0.015	Vertical
6/18/2025 13:45	0.069	Vertical
6/19/2025 12:45	0.01	Vertical
6/20/2025 7:45	0.031	Transverse
6/21/2025 7:15	0.006	Vertical
6/22/2025 12:46	0.006	Vertical
6/23/2025 17:00	0.014	Longitudinal
6/24/2025 6:45	0.015	Vertical
6/25/2025 16:15	0.03	Transverse
6/26/2025 7:59	0.016	Vertical
6/27/2025 15:45	0.009	Vertical
6/28/2025 9:00	0.008	Transverse
6/29/2025 17:00	0.013	Longitudinal
6/30/2025 7:30	0.008	Vertical
7/1/2025 10:45	0.006	Transverse
7/2/2025 9:30	0.128	Vertical
7/3/2025 13:45	0.013	Vertical
7/4/2025 9:46	0.007	Transverse
7/5/2025 9:00	0.008	Transverse
7/6/2025 13:00	0.011	Longitudinal
7/7/2025 7:30	0.009	Vertical
7/8/2025 19:59	0.008	Transverse
7/9/2025 7:30	0.011	Longitudinal
7/10/2025 7:15	0.016	Vertical
7/11/2025 7:45	0.032	Vertical
7/12/2025 14:16	0.026	Longitudinal
7/13/2025 9:46	0.007	Vertical

9008 Collins VM1 Site Vibration Monitor - Maximum Daily Values		
Timestamp	Peak Particle Velocity (in./sec.)	Axis (Longitudinal/Transverse/Vertical)
7/14/2025 18:45	0.018	Longitudinal
7/15/2025 13:59	0.01	Vertical
7/16/2025 8:45	0.027	Vertical
7/17/2025 8:45	0.066	Vertical
7/18/2025 10:45	0.02	Longitudinal
7/19/2025 16:45	0.007	Transverse
7/20/2025 10:45	0.006	Longitudinal
7/21/2025 7:30	0.015	Longitudinal
7/22/2025 9:16	0.023	Vertical
7/23/2025 19:59	0.01	Vertical
7/24/2025 7:15	0.035	Vertical
7/25/2025 16:30	0.008	Vertical
7/26/2025 8:45	0.006	Transverse
7/27/2025 12:45	0.006	Vertical
7/28/2025 9:16	0.017	Vertical
7/29/2025 17:00	0.013	Vertical
7/30/2025 9:31	0.021	Vertical
7/31/2025 11:30	0.034	Vertical
8/1/2025 15:30	0.032	Vertical
8/2/2025 9:59	0.006	Transverse
8/3/2025 5:30	0.005	Transverse
8/4/2025 10:15	0.019	Vertical
8/5/2025 8:45	0.019	Vertical
8/6/2025 16:45	0.02	Vertical
8/7/2025 16:15	0.016	Vertical
8/8/2025 17:59	0.009	Longitudinal
8/9/2025 4:45	0.025	Vertical
8/10/2025 19:45	0.008	Transverse
8/11/2025 7:59	0.019	Vertical
8/12/2025 10:45	0.029	Vertical
8/13/2025 14:31	0.037	Transverse
8/14/2025 14:45	0.021	Transverse
8/15/2025 7:45	0.019	Vertical
8/16/2025 13:59	0.007	Transverse
8/17/2025 9:45	0.006	Transverse
8/18/2025 12:16	0.016	Vertical
8/19/2025 10:45	0.012	Vertical
8/20/2025 7:45	0.015	Vertical
8/21/2025 11:59	0.016	Vertical
8/22/2025 15:59	0.012	Vertical
8/23/2025 19:59	0.011	Transverse
8/24/2025 11:00	0.009	Transverse
8/25/2025 7:30	0.021	Vertical

9008 Collins VM1 Site Vibration Monitor - Maximum Daily Values		
Timestamp	Peak Particle Velocity (in./sec.)	Axis (Longitudinal/Transverse/Vertical)
8/26/2025 14:15	0.019	Vertical
8/27/2025 15:15	0.016	Vertical
8/28/2025 16:15	0.014	Vertical
8/29/2025 15:59	0.018	Transverse
8/30/2025 9:00	0.008	Transverse
8/31/2025 15:01	0.009	Longitudinal
9/1/2025 7:00	0.012	Transverse
9/2/2025 7:30	0.009	Vertical
9/3/2025 15:46	0.009	Longitudinal
9/4/2025 16:30	0.02	Vertical
9/5/2025 12:28	0.151	Vertical
9/6/2025 3:59	0.01	Vertical
9/7/2025 15:59	0.011	Transverse
9/8/2025 5:30	0.01	Longitudinal
9/9/2025 13:45	0.011	Longitudinal
9/10/2025 19:45	0.015	Vertical
9/11/2025 10:15	0.011	Vertical
9/12/2025 11:15	0.013	Vertical
9/13/2025 17:30	0.007	Transverse
9/14/2025 8:16	0.007	Transverse
9/15/2025 8:46	0.008	Vertical
9/16/2025 11:59	0.032	Vertical
9/17/2025 15:45	0.012	Longitudinal
9/18/2025 7:30	0.016	Vertical
9/19/2025 11:30	0.013	Vertical
9/20/2025 19:59	0.009	Transverse
9/21/2025 7:59	0.01	Transverse
9/22/2025 18:45	0.016	Transverse
9/23/2025 9:30	0.056	Vertical
9/24/2025 12:15	0.031	Longitudinal
9/25/2025 7:31	0.017	Longitudinal
9/26/2025 7:00	0.014	Vertical
9/27/2025 15:15	0.007	Longitudinal
9/28/2025 18:30	0.008	Transverse
9/29/2025 18:15	0.044	Vertical
9/30/2025 13:30	0.106	Vertical
10/1/2025 7:59	0.019	Longitudinal
10/2/2025 18:45	0.022	Longitudinal
10/3/2025 7:45	0.012	Vertical
10/4/2025 17:45	0.01	Transverse
10/5/2025 14:46	0.136	Transverse
10/6/2025 7:30	0.03	Transverse
10/7/2025 9:59	0.022	Longitudinal

9008 Collins VM1 Site Vibration Monitor - Maximum Daily Values		
Timestamp	Peak Particle Velocity (in./sec.)	Axis (Longitudinal/Transverse/Vertical)
10/8/2025 17:46	0.027	Vertical
10/9/2025 7:00	0.048	Vertical
10/10/2025 6:31	0.041	Vertical
10/11/2025 7:45	0.015	Vertical
10/12/2025 16:15	0.009	Transverse
10/13/2025 11:16	0.021	Longitudinal
10/14/2025 13:59	0.053	Vertical
10/15/2025 11:25	0.047	Vertical
10/16/2025 6:45	0.016	Vertical
10/17/2025 16:46	0.02	Vertical
10/18/2025 2:15	0.006	Longitudinal
10/19/2025 11:30	0.008	Transverse
10/20/2025 21:30	0.014	Vertical
10/21/2025 1:30	0.016	Vertical
10/22/2025 17:30	0.023	Vertical
10/23/2025 10:25	0.201	Vertical
10/24/2025 11:30	0.016	Transverse
10/25/2025 8:46	0.006	Longitudinal
10/26/2025 14:31	0.009	Transverse
10/27/2025 7:30	0.017	Vertical
10/28/2025 7:15	0.026	Vertical
10/29/2025 15:15	0.014	Longitudinal
10/30/2025 9:16	0.044	Vertical
10/31/2025 7:15	0.016	Longitudinal
11/1/2025 15:59	0.02	Longitudinal
11/2/2025 8:00	0.007	Transverse
11/3/2025 5:30	0.01	Transverse
11/4/2025 15:30	0.012	Longitudinal
11/5/2025 6:59	0.018	Vertical
11/6/2025 6:45	0.032	Vertical
11/7/2025 14:30	0.094	Longitudinal
11/8/2025 21:45	0.011	Transverse
11/9/2025 9:31	0.007	Transverse
11/10/2025 10:15	0.013	Vertical
11/11/2025 10:59	0.01	Longitudinal
11/12/2025 16:30	0.069	Vertical
11/13/2025 12:45	0.03	Longitudinal
11/14/2025 2:46	0.044	Vertical
11/15/2025 10:59	0.027	Longitudinal
11/16/2025 10:15	0.039	Longitudinal
11/17/2025 8:30	0.035	Longitudinal
11/18/2025 22:15	0.022	Vertical
11/19/2025 17:30	0.03	Vertical

9008 Collins VM1 Site Vibration Monitor - Maximum Daily Values		
Timestamp	Peak Particle Velocity (in./sec.)	Axis (Longitudinal/Transverse/Vertical)
11/20/2025 14:59	0.017	Vertical
11/21/2025 10:30	0.106	Longitudinal
11/22/2025 12:31	0.049	Longitudinal
11/23/2025 12:45	0.025	Longitudinal
11/24/2025 10:30	0.019	Longitudinal
11/25/2025 14:30	0.037	Transverse
11/26/2025 14:45	0.04	Vertical
11/27/2025 14:45	0.013	Longitudinal
11/28/2025 10:01	0.019	Longitudinal
11/29/2025 22:00	0.007	Longitudinal
11/30/2025 8:59	0.008	Transverse
12/1/2025 22:46	0.032	Vertical
12/2/2025 8:59	0.049	Transverse
12/3/2025 2:59	0.028	Vertical
12/4/2025 10:30	0.016	Longitudinal
12/5/2025 1:45	0.02	Vertical
12/6/2025 10:30	0.008	Longitudinal
12/7/2025 8:30	0.007	Longitudinal
12/8/2025 6:59	0.022	Vertical
12/9/2025 16:59	0.033	Longitudinal
12/10/2025 22:30	0.03	Vertical
12/11/2025 14:59	0.028	Longitudinal
12/12/2025 7:30	0.01	Vertical
12/13/2025 11:45	0.008	Transverse
12/14/2025 14:00	0.022	Longitudinal
12/15/2025 13:45	0.012	Transverse
12/16/2025 11:30	0.02	Vertical
12/17/2025 9:46	0.033	Longitudinal
12/18/2025 18:15	0.029	Vertical
12/19/2025 10:59	0.011	Longitudinal
12/20/2025 10:00	0.009	Longitudinal
12/21/2025 7:46	0.021	Longitudinal
12/22/2025 17:46	0.012	Vertical
12/23/2025 11:49	0.093	Vertical
12/24/2025 7:30	0.019	Longitudinal
12/25/2025 13:30	0.032	Longitudinal
12/26/2025 15:46	0.026	Vertical
12/27/2025 12:30	0.012	Longitudinal
12/28/2025 16:31	0.027	Longitudinal
12/29/2025 7:15	0.019	Vertical
12/30/2025 7:15	0.02	Vertical
12/31/2025 14:00	0.028	Longitudinal
1/1/2026 7:31	0.01	Longitudinal

9008 Collins VM1 Site Vibration Monitor - Maximum Daily Values		
Timestamp	Peak Particle Velocity (in./sec.)	Axis (Longitudinal/Transverse/Vertical)
1/2/2026 15:45	0.031	Longitudinal
1/3/2026 8:30	0.01	Transverse
1/4/2026 18:45	0.009	Vertical
1/5/2026 6:30	0.024	Vertical
1/6/2026 14:16	0.021	Vertical
1/7/2026 7:15	0.019	Vertical
1/8/2026 12:01	0.049	Vertical
1/9/2026 7:31	0.014	Longitudinal
1/10/2026 10:45	0.011	Transverse
1/11/2026 12:46	0.014	Longitudinal
1/12/2026 15:31	0.017	Vertical
1/13/2026 8:30	0.015	Vertical
1/14/2026 19:45	0.009	Vertical
1/15/2026 9:31	0.011	Transverse
1/16/2026 12:43	0.243	Vertical
1/17/2026 5:46	0.011	Vertical
1/18/2026 0:31	0.01	Longitudinal
1/19/2026 22:00	0.017	Transverse
1/20/2026 17:30	0.017	Vertical
1/21/2026 16:01	0.031	Vertical
1/22/2026 7:16	0.014	Longitudinal
1/23/2026 10:00	0.024	Transverse
1/24/2026 20:15	0.01	Vertical
1/25/2026 11:15	0.01	Vertical
1/26/2026 12:16	0.016	Longitudinal
1/27/2026 15:46	0.016	Longitudinal
1/28/2026 11:16	0.019	Longitudinal
1/29/2026 7:15	0.015	Longitudinal
1/30/2026 8:15	0.013	Vertical
1/31/2026 14:45	0.01	Vertical
2/1/2026 17:30	0.018	Longitudinal
2/2/2026 8:30	0.024	Longitudinal
2/3/2026 22:15	0.013	Transverse
2/4/2026 19:00	0.038	Vertical
2/5/2026 13:45	0.025	Vertical
2/6/2026 11:45	0.022	Vertical
2/7/2026 14:15	0.01	Longitudinal
2/8/2026 11:30	0.01	Vertical
2/9/2026 7:00	0.026	Vertical
2/10/2026 21:45	0.017	Vertical
2/11/2026 0:15	0.015	Vertical
2/12/2026 9:15	0.012	Vertical
2/13/2026 7:15	0.011	Vertical

9008 Collins VM1 Site Vibration Monitor - Maximum Daily Values		
Timestamp	Peak Particle Velocity (in./sec.)	Axis (Longitudinal/Transverse/Vertical)
2/14/2026 11:00	0.01	Vertical
2/15/2026 19:45	0.008	Vertical
2/16/2026 7:15	0.006	Longitudinal
2/17/2026 6:45	0.02	Vertical
2/18/2026 8:30	0.013	Vertical
2/19/2026 12:15	0.02	Longitudinal
2/20/2026 18:30	0.02	Vertical
2/21/2026 20:30	0.007	Transverse
2/22/2026 8:30	0.007	Longitudinal
2/23/2026 7:00	0.037	Vertical
2/24/2026 13:26	0.099	Vertical
2/25/2026 1:15	0.043	Vertical
2/26/2026 2:15	0.041	Vertical
2/27/2026 2:00	0.025	Vertical
2/28/2026 0:30	0.007	Vertical
3/1/2026 15:00	0.012	Transverse
3/2/2026 21:45	0.0444	Vertical
3/3/2026 21:15	0.023	Vertical
3/4/2026 14:30	0.1005	Vertical
3/5/2026 23:45	0.0518	Vertical
3/6/2026 7:29	0.0379	Vertical
3/7/2026 10:15	0.1576	Vertical
3/8/2026 7:30	0.0155	Vertical

9008 Collins VM2 Vibration Monitor - Maximum Daily Values		
Timestamp	Peak Particle Velocity (in./sec.)	Axis (Longitudinal/Transverse/Vertical)
4/20/2023 12:15	0.0093	Vertical
4/21/2023 4:00	0.0279	Longitudinal
4/22/2023 1:00	0.0146	Vertical
4/23/2023 4:00	0.0124	Vertical
4/24/2023 6:45	0.0189	Transverse
4/25/2023 12:30	0.0419	Vertical
4/26/2023 9:54	0.0264	Longitudinal
4/27/2023 8:15	0.2414	Transverse
4/28/2023 21:00	0.0273	Vertical
4/29/2023 7:30	0.0248	Vertical
4/30/2023 19:15	0.0133	Longitudinal
5/1/2023 5:45	0.0332	Longitudinal
5/2/2023 18:00	0.0183	Transverse
5/3/2023 22:45	0.0205	Vertical
5/4/2023 8:45	0.0233	Transverse
5/5/2023 10:45	0.0208	Longitudinal
5/6/2023 17:45	0.0202	Vertical
5/7/2023 22:15	0.0189	Vertical
5/8/2023 22:15	0.0416	Longitudinal
5/9/2023 10:15	0.0205	Longitudinal
5/10/2023 18:30	0.0146	Vertical
5/11/2023 9:00	0.0254	Longitudinal
5/12/2023 23:00	0.031	Vertical
5/13/2023 20:45	0.0192	Vertical
5/14/2023 7:30	0.0251	Vertical
5/15/2023 8:15	0.0093	Vertical
5/16/2023 17:30	0.0168	Vertical
5/17/2023 18:15	0.0133	Vertical
5/18/2023 14:30	0.1933	Transverse
5/19/2023 10:00	0.0152	Vertical
5/20/2023 22:30	0.0313	Vertical
5/21/2023 3:30	0.0137	Transverse
5/22/2023 19:00	0.0121	Longitudinal
5/23/2023 21:15	0.032	Longitudinal
5/24/2023 19:00	0.0189	Longitudinal
5/25/2023 9:45	0.0195	Vertical
5/26/2023 13:00	0.0301	Transverse
5/27/2023 10:15	0.0227	Vertical
5/28/2023 6:30	0.0217	Vertical
5/29/2023 5:30	0.0102	Vertical
5/30/2023 14:30	0.0118	Vertical
5/31/2023 18:30	0.0372	Vertical
6/1/2023 3:00	0.0137	Transverse

9008 Collins VM2 Vibration Monitor - Maximum Daily Values		
Timestamp	Peak Particle Velocity (in./sec.)	Axis (Longitudinal/Transverse/Vertical)
6/2/2023 13:20	0.3435	Transverse
6/3/2023 13:45	0.0236	Transverse
6/4/2023 14:15	0.0155	Vertical
6/5/2023 23:45	0.0164	Vertical
6/6/2023 12:15	0.0183	Vertical
6/7/2023 22:45	0.0158	Longitudinal
6/8/2023 0:30	0.0341	Longitudinal
6/9/2023 21:45	0.0301	Longitudinal
6/10/2023 0:00	0.0369	Longitudinal
6/11/2023 15:31	0.0146	Vertical
6/12/2023 13:30	0.0189	Longitudinal
6/13/2023 16:00	0.032	Longitudinal
6/14/2023 10:45	0.014	Vertical
6/15/2023 18:01	0.0199	Longitudinal
6/16/2023 16:15	0.0593	Vertical
6/17/2023 14:31	0.0171	Vertical
6/18/2023 6:45	0.0199	Longitudinal
6/19/2023 13:27	0.3724	Transverse
6/20/2023 9:45	0.0143	Vertical
6/21/2023 10:16	0.0171	Vertical
6/22/2023 10:30	0.0192	Vertical
6/23/2023 17:00	0.0298	Transverse
6/24/2023 18:45	0.0242	Vertical
6/25/2023 13:15	0.0174	Vertical
6/26/2023 10:15	0.0121	Vertical
6/27/2023 9:45	0.0189	Vertical
6/28/2023 19:45	0.0223	Vertical
6/29/2023 7:30	0.0195	Longitudinal
6/30/2023 9:46	0.0164	Vertical
7/1/2023 14:31	0.0217	Vertical
7/2/2023 6:46	0.0112	Transverse
7/3/2023 17:15	0.0149	Vertical
7/4/2023 18:46	0.0199	Vertical
7/5/2023 10:30	0.0183	Vertical
7/6/2023 15:45	0.0199	Longitudinal
7/7/2023 10:00	0.0205	Vertical
7/8/2023 13:15	0.04	Transverse
7/9/2023 17:00	0.0146	Vertical
7/10/2023 12:45	0.0227	Vertical
7/11/2023 9:30	0.0121	Longitudinal
7/12/2023 16:45	0.0363	Vertical
7/13/2023 0:00	0.0292	Vertical
7/14/2023 15:01	0.2942	Transverse

9008 Collins VM2 Vibration Monitor - Maximum Daily Values		
Timestamp	Peak Particle Velocity (in./sec.)	Axis (Longitudinal/Transverse/Vertical)
7/15/2023 13:45	0.0285	Vertical
7/16/2023 20:15	0.0189	Vertical
7/17/2023 9:00	0.1198	Transverse
7/18/2023 19:59	0.036	Vertical
7/19/2023 18:57	0.3702	Transverse
7/20/2023 19:15	0.0195	Vertical
7/21/2023 4:45	0.085	Longitudinal
7/22/2023 14:30	0.0264	Longitudinal
7/23/2023 8:15	0.0112	Vertical
7/24/2023 21:15	0.0317	Transverse
7/25/2023 9:45	0.0251	Longitudinal
7/26/2023 13:59	0.04	Vertical
7/27/2023 0:45	0.013	Vertical
7/28/2023 9:45	0.0267	Transverse
7/29/2023 5:30	0.0124	Vertical
7/30/2023 10:00	0.0388	Longitudinal
7/31/2023 19:45	0.0335	Vertical
8/1/2023 10:00	0.0285	Longitudinal
8/2/2023 10:15	0.0416	Vertical
8/3/2023 10:30	0.0844	Transverse
8/4/2023 21:00	0.0295	Longitudinal
8/5/2023 17:45	0.0338	Vertical
8/6/2023 9:45	0.0382	Vertical
8/7/2023 10:45	0.0276	Vertical
8/8/2023 10:00	0.0394	Longitudinal
8/9/2023 10:00	0.0227	Vertical
8/10/2023 12:15	0.0521	Vertical
8/11/2023 10:00	0.0341	Vertical
8/12/2023 18:15	0.0357	Transverse
8/13/2023 10:15	0.032	Vertical
8/14/2023 9:45	0.0335	Longitudinal
8/15/2023 21:00	0.04	Transverse
8/16/2023 14:30	0.0168	Vertical
8/17/2023 9:30	0.0164	Vertical
8/18/2023 9:45	0.0189	Vertical
8/19/2023 19:30	0.027	Vertical
8/20/2023 16:45	0.0174	Vertical
8/21/2023 14:45	0.0242	Vertical
8/22/2023 9:30	0.0189	Vertical
8/23/2023 10:00	0.013	Vertical
8/24/2023 18:00	0.0704	Transverse
8/25/2023 9:30	0.0177	Vertical
8/26/2023 0:15	0.0341	Longitudinal

9008 Collins VM2 Vibration Monitor - Maximum Daily Values		
Timestamp	Peak Particle Velocity (in./sec.)	Axis (Longitudinal/Transverse/Vertical)
8/27/2023 21:00	0.0214	Longitudinal
8/28/2023 8:45	0.0186	Longitudinal
8/29/2023 9:15	0.013	Vertical
8/30/2023 20:30	0.0149	Vertical
8/31/2023 15:00	0.0133	Vertical
9/1/2023 9:30	0.0223	Longitudinal
9/2/2023 19:15	0.0329	Vertical
9/3/2023 0:15	0.0199	Transverse
9/4/2023 14:31	0.014	Vertical
9/5/2023 21:00	0.023	Vertical
9/6/2023 19:03	0.0326	Transverse
9/7/2023 19:15	0.0214	Vertical
9/8/2023 10:30	0.0366	Longitudinal
9/9/2023 21:01	0.0239	Vertical
9/10/2023 13:59	0.0242	Vertical
9/11/2023 15:01	0.0326	Vertical
9/12/2023 8:30	0.0552	Longitudinal
9/13/2023 7:01	0.0776	Longitudinal
9/14/2023 15:46	0.0239	Longitudinal
9/15/2023 8:30	0.0248	Vertical
9/16/2023 18:30	0.0211	Vertical
9/17/2023 10:15	0.0279	Vertical
9/18/2023 9:15	0.0375	Vertical
9/19/2023 16:01	0.0217	Transverse
9/20/2023 16:15	0.0258	Vertical
9/21/2023 13:42	0.0878	Transverse
9/22/2023 17:31	0.0357	Vertical
9/23/2023 11:45	0.0459	Vertical
9/24/2023 22:45	0.0251	Longitudinal
9/25/2023 16:15	0.0354	Vertical
9/26/2023 15:01	0.0137	Transverse
9/27/2023 14:15	0.0186	Vertical
9/28/2023 6:01	0.0369	Longitudinal
9/29/2023 10:45	0.058	Vertical
9/30/2023 17:45	0.0289	Vertical
10/1/2023 18:45	0.0155	Vertical
10/2/2023 7:46	0.0248	Vertical
10/3/2023 7:59	0.0217	Vertical
10/4/2023 7:45	0.0292	Vertical
10/5/2023 6:16	0.0161	Vertical
10/6/2023 20:16	0.0211	Vertical
10/7/2023 16:01	0.0273	Vertical
10/8/2023 19:15	0.0385	Vertical

9008 Collins VM2 Vibration Monitor - Maximum Daily Values		
Timestamp	Peak Particle Velocity (in./sec.)	Axis (Longitudinal/Transverse/Vertical)
10/9/2023 11:16	0.1359	Transverse
10/10/2023 16:45	0.1145	Longitudinal
10/11/2023 18:31	0.0149	Vertical
10/12/2023 16:46	0.0149	Vertical
10/13/2023 22:15	0.0599	Vertical
10/14/2023 5:30	0.0115	Vertical
10/15/2023 18:45	0.0155	Longitudinal
10/16/2023 8:30	0.0332	Vertical
10/17/2023 11:01	0.0549	Transverse
10/18/2023 19:15	0.04	Longitudinal
10/19/2023 19:00	0.0357	Longitudinal
10/20/2023 23:30	0.0348	Vertical
10/21/2023 0:45	0.045	Vertical
10/22/2023 20:45	0.121	Transverse
10/23/2023 6:45	0.0143	Transverse
10/24/2023 13:19	0.2284	Transverse
10/25/2023 16:16	0.0289	Vertical
10/26/2023 8:45	0.0438	Vertical
10/27/2023 10:30	0.0574	Vertical
10/28/2023 19:31	0.0428	Longitudinal
10/29/2023 13:15	0.0124	Transverse
10/30/2023 8:45	0.0227	Vertical
10/31/2023 10:45	0.031	Longitudinal
11/1/2023 23:46	0.0478	Vertical
11/2/2023 16:46	0.0282	Transverse
11/3/2023 15:00	0.0326	Vertical
11/4/2023 12:15	0.0887	Longitudinal
11/5/2023 16:30	0.0289	Vertical
11/6/2023 12:34	0.0664	Longitudinal
11/7/2023 8:15	0.0416	Vertical
11/8/2023 8:16	0.0211	Vertical
11/9/2023 16:16	0.0487	Vertical
11/10/2023 19:30	0.0161	Vertical
11/11/2023 12:31	0.0155	Vertical
11/12/2023 15:45	0.0143	Vertical
11/13/2023 8:45	0.0214	Vertical
11/14/2023 11:31	0.0192	Vertical
11/15/2023 14:15	0.0285	Vertical
11/16/2023 16:15	0.0658	Transverse
11/17/2023 10:45	0.0152	Vertical
11/18/2023 21:45	0.0155	Vertical
11/19/2023 18:30	0.0245	Vertical
11/20/2023 7:45	0.0264	Vertical

9008 Collins VM2 Vibration Monitor - Maximum Daily Values		
Timestamp	Peak Particle Velocity (in./sec.)	Axis (Longitudinal/Transverse/Vertical)
11/21/2023 13:20	0.1086	Transverse
11/22/2023 8:59	0.0208	Longitudinal
11/23/2023 18:15	0.0431	Vertical
11/24/2023 17:45	0.0379	Transverse
11/25/2023 10:16	0.0161	Longitudinal
11/26/2023 10:46	0.0127	Vertical
11/27/2023 10:31	0.0251	Vertical
11/28/2023 7:45	0.0472	Transverse
11/29/2023 18:30	0.0298	Vertical
11/30/2023 14:30	0.0391	Longitudinal
12/1/2023 9:45	0.0304	Vertical
12/2/2023 12:45	0.0205	Vertical
12/3/2023 12:59	0.0205	Vertical
12/4/2023 9:15	0.0372	Vertical
12/5/2023 17:30	0.0326	Vertical
12/6/2023 8:15	0.0152	Vertical
12/7/2023 17:30	0.0503	Longitudinal
12/8/2023 8:00	0.023	Vertical
12/9/2023 2:59	0.0121	Longitudinal
12/10/2023 12:30	0.0258	Vertical
12/11/2023 11:15	0.0434	Transverse
12/12/2023 16:01	0.0217	Vertical
12/13/2023 9:15	0.0189	Vertical
12/14/2023 8:30	0.0227	Vertical
12/15/2023 14:30	0.0195	Vertical
12/16/2023 19:15	0.0205	Longitudinal
12/17/2023 12:45	0.0133	Vertical
12/18/2023 8:45	0.0208	Vertical
12/19/2023 16:45	0.0354	Vertical
12/20/2023 9:15	0.0211	Vertical
12/21/2023 16:59	0.045	Vertical
12/22/2023 10:00	0.0233	Vertical
12/23/2023 16:45	0.0202	Longitudinal
12/24/2023 9:45	0.0236	Transverse
12/25/2023 16:59	0.0202	Transverse
12/26/2023 17:45	0.0245	Vertical
12/27/2023 10:45	0.0329	Vertical
12/28/2023 23:45	0.0295	Vertical
12/29/2023 14:31	0.0329	Vertical
12/30/2023 12:00	0.0335	Vertical
12/31/2023 14:30	0.0211	Vertical
1/1/2024 14:30	0.0177	Vertical
1/2/2024 9:53	0.3581	Transverse

9008 Collins VM2 Vibration Monitor - Maximum Daily Values		
Timestamp	Peak Particle Velocity (in./sec.)	Axis (Longitudinal/Transverse/Vertical)
1/3/2024 10:59	0.0469	Transverse
1/4/2024 14:45	0.0214	Vertical
1/5/2024 13:46	0.0285	Vertical
1/6/2024 17:31	0.0211	Vertical
1/7/2024 14:30	0.0177	Vertical
1/8/2024 11:45	0.0295	Longitudinal
1/9/2024 8:59	0.0217	Vertical
1/10/2024 8:30	0.0177	Vertical
1/11/2024 9:15	0.0292	Vertical
1/12/2024 18:45	0.0202	Transverse
1/13/2024 15:15	0.0186	Vertical
1/14/2024 15:33	0.0348	Vertical
1/15/2024 15:45	0.0183	Vertical
1/16/2024 18:30	0.0217	Transverse
1/17/2024 16:00	0.0205	Transverse
1/18/2024 15:30	0.0425	Longitudinal
1/19/2024 15:45	0.04	Vertical
1/20/2024 12:30	0.0199	Vertical
1/21/2024 16:15	0.0298	Vertical
1/22/2024 18:00	0.0326	Longitudinal
1/23/2024 8:00	0.0186	Vertical
1/24/2024 8:00	0.0254	Vertical
1/25/2024 11:15	0.1524	Transverse
1/26/2024 21:15	0.0298	Longitudinal
1/27/2024 15:30	0.0254	Vertical
1/28/2024 17:15	0.0329	Vertical
1/29/2024 6:11	0.0881	Transverse
1/30/2024 16:59	0.0164	Longitudinal
1/31/2024 16:59	0.0326	Transverse
2/1/2024 19:45	0.0195	Vertical
2/2/2024 20:01	0.0245	Vertical
2/3/2024 16:00	0.0236	Vertical
2/4/2024 15:16	0.0245	Longitudinal
2/5/2024 7:45	0.0205	Vertical
2/6/2024 14:45	0.0422	Longitudinal
2/7/2024 17:15	0.0164	Vertical
2/8/2024 17:15	0.0171	Vertical
2/9/2024 7:45	0.0403	Vertical
2/10/2024 15:45	0.0341	Vertical
2/11/2024 15:30	0.0149	Vertical
2/12/2024 4:45	0.0248	Vertical
2/13/2024 9:15	0.0236	Vertical
2/14/2024 9:45	0.0726	Longitudinal

9008 Collins VM2 Vibration Monitor - Maximum Daily Values		
Timestamp	Peak Particle Velocity (in./sec.)	Axis (Longitudinal/Transverse/Vertical)
2/15/2024 16:00	0.022	Vertical
2/16/2024 7:15	0.0223	Longitudinal
2/17/2024 17:45	0.0164	Vertical
2/18/2024 6:15	0.0115	Transverse
2/19/2024 5:15	0.0661	Transverse
2/20/2024 21:30	0.0189	Vertical
2/21/2024 21:30	0.0385	Vertical
2/22/2024 15:45	0.0186	Transverse
2/23/2024 7:45	0.0205	Vertical
2/24/2024 17:30	0.0264	Transverse
2/25/2024 17:15	0.0289	Vertical
2/26/2024 18:16	0.0146	Vertical
2/27/2024 9:30	0.013	Vertical
2/28/2024 18:15	0.0397	Vertical
2/29/2024 18:31	0.0164	Vertical
3/1/2024 14:00	0.0137	Vertical
3/2/2024 6:31	0.0137	Transverse
3/3/2024 4:46	0.0174	Vertical
3/4/2024 4:45	0.0137	Transverse
3/5/2024 18:00	0.0189	Vertical
3/6/2024 9:31	0.0199	Vertical
3/7/2024 8:15	0.0158	Longitudinal
3/8/2024 18:15	0.0242	Vertical
3/9/2024 14:59	0.0223	Vertical
3/10/2024 17:16	0.0174	Vertical
3/11/2024 18:46	0.0217	Vertical
3/12/2024 17:30	0.0205	Vertical
3/13/2024 7:30	0.0258	Vertical
3/14/2024 17:15	0.0233	Vertical
3/15/2024 4:52	0.8279	Transverse
3/16/2024 12:15	0.0223	Vertical
3/17/2024 21:59	0.0289	Vertical
3/18/2024 16:16	0.0133	Vertical
3/19/2024 20:30	0.0242	Vertical
3/20/2024 7:00	0.0267	Longitudinal
3/21/2024 20:00	0.0242	Vertical
3/22/2024 17:46	0.0164	Vertical
3/23/2024 22:16	0.0084	Transverse
3/24/2024 5:30	0.0118	Vertical
3/25/2024 19:59	0.0192	Longitudinal
3/26/2024 6:45	0.0279	Vertical
3/27/2024 8:30	0.0372	Longitudinal
3/28/2024 11:45	0.0158	Longitudinal

9008 Collins VM2 Vibration Monitor - Maximum Daily Values		
Timestamp	Peak Particle Velocity (in./sec.)	Axis (Longitudinal/Transverse/Vertical)
3/29/2024 23:01	0.0245	Vertical
3/30/2024 12:15	0.0273	Longitudinal
3/31/2024 22:30	0.0236	Vertical
4/1/2024 17:46	0.0183	Vertical
4/2/2024 21:15	0.0369	Vertical
4/3/2024 7:30	0.032	Vertical
4/4/2024 23:01	0.0174	Vertical
4/5/2024 21:45	0.0391	Vertical
4/6/2024 15:59	0.0518	Transverse
4/7/2024 22:30	0.0186	Vertical
4/8/2024 10:31	0.0766	Longitudinal
4/9/2024 9:45	0.0348	Vertical
4/10/2024 7:00	0.0323	Longitudinal
4/11/2024 9:00	0.0177	Vertical
4/12/2024 7:30	0.0214	Vertical
4/13/2024 9:59	0.0189	Vertical
4/14/2024 15:30	0.0341	Vertical
4/15/2024 16:45	0.0348	Vertical
4/16/2024 0:15	0.0168	Vertical
4/17/2024 7:30	0.0168	Longitudinal
4/18/2024 6:45	0.0239	Vertical
4/19/2024 14:32	0.0192	Vertical
4/20/2024 9:02	0.0298	Longitudinal
4/21/2024 16:32	0.0183	Vertical
4/22/2024 13:30	0.0248	Vertical
4/23/2024 17:30	0.018	Vertical
4/24/2024 3:00	0.0174	Transverse
4/25/2024 9:15	0.0329	Vertical
4/26/2024 18:17	0.0186	Vertical
4/27/2024 15:30	0.0223	Vertical
4/28/2024 2:45	0.0149	Transverse
4/29/2024 16:45	0.0205	Vertical
4/30/2024 7:01	0.0158	Vertical
5/1/2024 21:15	0.0459	Vertical
5/2/2024 21:15	0.0546	Vertical
5/3/2024 22:15	0.0192	Vertical
5/4/2024 10:15	0.0289	Vertical
5/5/2024 4:45	0.0133	Transverse
5/6/2024 21:30	0.0276	Vertical
5/7/2024 14:45	0.0267	Vertical
5/8/2024 20:45	0.0326	Vertical
5/9/2024 22:45	0.0282	Vertical
5/10/2024 10:15	0.0168	Vertical

9008 Collins VM2 Vibration Monitor - Maximum Daily Values		
Timestamp	Peak Particle Velocity (in./sec.)	Axis (Longitudinal/Transverse/Vertical)
5/11/2024 10:30	0.0177	Vertical
5/12/2024 7:59	0.0124	Transverse
5/13/2024 7:00	0.0242	Vertical
5/14/2024 7:00	0.0146	Vertical
5/15/2024 22:15	0.0177	Vertical
5/16/2024 16:45	0.0168	Vertical
5/17/2024 5:00	0.0112	Transverse
5/18/2024 12:15	0.0161	Vertical
5/19/2024 15:46	0.0133	Vertical
5/20/2024 16:46	0.0149	Vertical
5/21/2024 7:00	0.0137	Vertical
5/22/2024 22:30	0.0199	Vertical
5/23/2024 14:44	0.0261	Transverse
5/24/2024 7:30	0.0267	Vertical
5/25/2024 18:30	0.014	Vertical
5/26/2024 23:30	0.0152	Vertical
5/27/2024 19:00	0.0152	Longitudinal
5/28/2024 6:30	0.0065	Vertical
5/29/2024 19:30	0.009	Longitudinal
5/30/2024 20:16	0.0068	Vertical
5/31/2024 18:30	0.0419	Vertical
6/1/2024 18:15	0.0081	Longitudinal
6/2/2024 23:59	0.0068	Vertical
6/3/2024 17:15	0.0335	Transverse
6/4/2024 9:31	0.0512	Longitudinal
6/5/2024 22:30	0.0174	Vertical
6/6/2024 16:30	0.0962	Transverse
6/7/2024 0:30	0.0614	Vertical
6/8/2024 16:45	0.022	Vertical
6/9/2024 4:45	0.0124	Transverse
6/10/2024 7:00	0.0137	Transverse
6/11/2024 7:45	0.0161	Vertical
6/12/2024 18:45	0.1021	Transverse
6/13/2024 13:59	0.0242	Transverse
6/14/2024 12:09	0.2787	Longitudinal
6/15/2024 9:59	0.041	Vertical
6/16/2024 19:45	0.0074	Vertical
6/17/2024 17:45	0.0348	Vertical
6/18/2024 7:16	0.0205	Vertical
6/19/2024 7:45	0.0186	Vertical
6/20/2024 15:30	0.0202	Vertical
6/21/2024 16:15	0.049	Transverse
6/22/2024 20:30	0.0192	Vertical

9008 Collins VM2 Vibration Monitor - Maximum Daily Values		
Timestamp	Peak Particle Velocity (in./sec.)	Axis (Longitudinal/Transverse/Vertical)
6/23/2024 15:16	0.0273	Vertical
6/24/2024 13:01	0.0884	Vertical
6/25/2024 7:16	0.014	Longitudinal
6/26/2024 11:00	0.0174	Vertical
6/27/2024 12:30	0.0093	Vertical
6/28/2024 7:46	0.0199	Vertical
6/29/2024 21:00	0.018	Vertical
6/30/2024 0:15	0.0258	Vertical
7/1/2024 22:15	0.0394	Vertical
7/2/2024 7:31	0.0124	Vertical
7/3/2024 7:01	0.0183	Vertical
7/4/2024 10:16	0.0133	Vertical
7/5/2024 19:15	0.0301	Vertical
7/6/2024 18:46	0.0701	Longitudinal
7/7/2024 14:46	0.0258	Vertical
7/8/2024 20:45	0.0177	Vertical
7/9/2024 16:54	0.1077	Longitudinal
7/10/2024 7:30	0.0155	Vertical
7/11/2024 19:30	0.0155	Vertical
7/12/2024 19:45	0.0146	Vertical
7/13/2024 12:30	0.0177	Vertical
7/14/2024 19:45	0.0168	Vertical
7/15/2024 19:45	0.0124	Vertical
7/16/2024 8:15	0.0261	Transverse
7/17/2024 21:06	0.3612	Longitudinal
7/18/2024 5:59	0.0112	Transverse
7/19/2024 22:15	0.0189	Vertical
7/20/2024 3:01	0.0348	Vertical
7/21/2024 19:15	0.0149	Vertical
7/22/2024 18:45	0.0177	Vertical
7/23/2024 4:30	0.0099	Transverse
7/24/2024 23:31	0.0189	Vertical
7/25/2024 13:00	0.0168	Vertical
7/26/2024 12:45	0.0208	Vertical
7/27/2024 13:30	0.0133	Vertical
7/28/2024 13:15	0.0152	Longitudinal
7/29/2024 17:15	0.0137	Vertical
7/30/2024 15:01	0.0236	Vertical
7/31/2024 21:46	0.0282	Vertical
8/1/2024 13:36	0.0766	Transverse
8/2/2024 7:15	0.0174	Vertical
8/3/2024 9:59	0.013	Vertical
8/4/2024 22:15	0.0189	Vertical

9008 Collins VM2 Vibration Monitor - Maximum Daily Values		
Timestamp	Peak Particle Velocity (in./sec.)	Axis (Longitudinal/Transverse/Vertical)
8/5/2024 8:46	0.0099	Vertical
8/6/2024 18:15	0.0171	Vertical
8/7/2024 14:30	0.0254	Longitudinal
8/8/2024 14:43	0.0869	Transverse
8/9/2024 10:45	0.0146	Vertical
8/10/2024 9:59	0.027	Vertical
8/11/2024 5:45	0.0068	Vertical
8/12/2024 9:16	0.0341	Vertical
8/13/2024 14:30	0.0214	Vertical
8/14/2024 9:15	0.0161	Transverse
8/15/2024 11:15	0.0276	Vertical
8/16/2024 23:00	0.0394	Vertical
8/17/2024 15:15	0.0161	Vertical
8/18/2024 22:15	0.0211	Transverse
8/19/2024 13:53	0.3631	Transverse
8/20/2024 7:59	0.0189	Vertical
8/21/2024 9:15	0.0223	Vertical
8/22/2024 7:59	0.0189	Vertical
8/23/2024 9:45	0.013	Vertical
8/24/2024 19:59	0.0199	Vertical
8/25/2024 19:59	0.0112	Transverse
8/26/2024 7:59	0.0251	Vertical
8/27/2024 11:30	0.0227	Vertical
8/28/2024 9:30	0.014	Vertical
8/29/2024 16:33	0.0825	Longitudinal
8/30/2024 7:30	0.0149	Vertical
8/31/2024 23:15	0.0388	Vertical
9/1/2024 19:30	0.0223	Vertical
9/2/2024 19:45	0.0217	Vertical
9/3/2024 17:00	0.0251	Vertical
9/4/2024 18:16	0.0422	Transverse
9/5/2024 19:59	0.0202	Vertical
9/6/2024 10:30	0.0177	Longitudinal
9/7/2024 13:00	0.0211	Vertical
9/8/2024 0:15	0.0121	Transverse
9/9/2024 19:59	0.0292	Vertical
9/10/2024 0:30	0.022	Vertical
9/11/2024 8:31	0.0264	Transverse
9/12/2024 19:45	0.0115	Vertical
9/13/2024 11:59	0.022	Longitudinal
9/14/2024 14:45	0.0121	Longitudinal
9/15/2024 14:30	0.0227	Longitudinal
9/16/2024 8:31	0.0112	Vertical

9008 Collins VM2 Vibration Monitor - Maximum Daily Values		
Timestamp	Peak Particle Velocity (in./sec.)	Axis (Longitudinal/Transverse/Vertical)
9/17/2024 17:30	0.108	Transverse
9/18/2024 13:00	0.0248	Transverse
9/19/2024 19:15	0.0335	Vertical
9/20/2024 15:59	0.0223	Vertical
9/21/2024 13:45	0.0164	Vertical
9/22/2024 9:30	0.0155	Vertical
9/23/2024 10:30	0.0177	Vertical
9/24/2024 23:15	0.0689	Vertical
9/25/2024 12:09	0.103	Transverse
9/26/2024 7:59	0.0202	Transverse
9/27/2024 9:31	0.0208	Transverse
9/28/2024 15:59	0.0149	Vertical
9/29/2024 5:30	0.0074	Vertical
9/30/2024 9:59	0.0261	Vertical
10/1/2024 23:30	0.0531	Vertical
10/2/2024 23:30	0.0835	Vertical
10/3/2024 1:43	0.3044	Vertical
10/4/2024 13:59	0.1247	Transverse
10/5/2024 17:45	0.0326	Vertical
10/6/2024 17:00	0.0149	Vertical
10/7/2024 13:00	0.0236	Longitudinal
10/8/2024 14:45	0.0245	Longitudinal
10/9/2024 15:15	0.0143	Vertical
10/10/2024 16:30	0.013	Vertical
10/11/2024 7:59	0.0168	Transverse
10/12/2024 21:59	0.0124	Vertical
10/13/2024 15:30	0.0208	Transverse
10/14/2024 15:30	0.0267	Transverse
10/15/2024 7:45	0.0208	Vertical
10/16/2024 23:30	0.1669	Vertical
10/17/2024 2:45	0.1539	Vertical
10/18/2024 10:15	0.0227	Vertical
10/19/2024 10:45	0.0146	Vertical
10/20/2024 15:59	0.0149	Vertical
10/21/2024 9:30	0.0624	Transverse
10/22/2024 17:15	0.0326	Transverse
10/23/2024 23:30	0.0245	Transverse
10/24/2024 10:45	0.0254	Vertical
10/25/2024 7:59	0.0199	Vertical
10/26/2024 9:31	0.0149	Vertical
10/27/2024 10:15	0.023	Vertical
10/28/2024 8:31	0.0394	Vertical
10/29/2024 12:15	0.0245	Vertical

9008 Collins VM2 Vibration Monitor - Maximum Daily Values		
Timestamp	Peak Particle Velocity (in./sec.)	Axis (Longitudinal/Transverse/Vertical)
10/30/2024 15:12	0.0884	Transverse
10/31/2024 21:59	0.0382	Vertical
11/1/2024 8:30	0.0329	Vertical
11/2/2024 11:59	0.0192	Vertical
11/3/2024 22:15	0.0109	Transverse
11/4/2024 14:00	0.0236	Vertical
11/5/2024 12:00	0.0205	Vertical
11/6/2024 12:00	0.0174	Vertical
11/7/2024 20:15	0.0245	Vertical
11/8/2024 9:30	0.018	Vertical
11/9/2024 0:30	0.0348	Vertical
11/10/2024 9:30	0.0285	Vertical
11/11/2024 8:45	0.0465	Longitudinal
11/12/2024 17:15	0.023	Transverse
11/13/2024 17:41	0.1173	Longitudinal
11/14/2024 20:59	0.023	Vertical
11/15/2024 18:45	0.0332	Vertical
11/16/2024 16:00	0.0217	Vertical
11/17/2024 18:00	0.0195	Vertical
11/18/2024 21:45	0.0338	Vertical
11/19/2024 16:30	0.0199	Vertical
11/20/2024 18:15	0.0382	Vertical
11/21/2024 15:45	0.0239	Vertical
11/22/2024 16:15	0.027	Vertical
11/23/2024 18:45	0.0205	Vertical
11/24/2024 14:46	0.0313	Vertical
11/25/2024 18:00	0.0317	Vertical
11/26/2024 17:12	0.1741	Longitudinal
11/27/2024 7:30	0.0202	Vertical
11/28/2024 17:15	0.022	Vertical
11/29/2024 17:15	0.0124	Transverse
11/30/2024 17:15	0.0307	Vertical
12/1/2024 8:15	0.0307	Vertical
12/2/2024 15:30	0.0242	Vertical
12/3/2024 16:30	0.0236	Vertical
12/4/2024 11:45	0.0289	Vertical
12/5/2024 17:45	0.0205	Vertical
12/6/2024 18:15	0.0161	Vertical
12/7/2024 1:46	0.0357	Vertical
12/8/2024 19:15	0.0363	Vertical
12/9/2024 23:45	0.0419	Vertical
12/10/2024 8:15	0.0456	Transverse
12/11/2024 8:16	0.0276	Longitudinal

9008 Collins VM2 Vibration Monitor - Maximum Daily Values		
Timestamp	Peak Particle Velocity (in./sec.)	Axis (Longitudinal/Transverse/Vertical)
12/12/2024 0:30	0.0447	Vertical
12/13/2024 16:15	0.0254	Vertical
12/14/2024 15:45	0.0258	Longitudinal
12/15/2024 21:30	0.0382	Longitudinal
12/16/2024 13:15	0.0251	Vertical
12/17/2024 14:45	0.0208	Vertical
12/18/2024 12:59	0.1781	Longitudinal
12/19/2024 3:15	0.0559	Vertical
12/20/2024 7:30	0.0199	Vertical
12/21/2024 18:59	0.0217	Vertical
12/22/2024 6:00	0.0152	Vertical
12/23/2024 22:59	0.0195	Vertical
12/24/2024 18:59	0.0171	Vertical
12/25/2024 10:17	0.0199	Vertical
12/26/2024 8:59	0.0093	Vertical
12/27/2024 16:30	0.0313	Transverse
12/28/2024 20:59	0.0199	Vertical
12/29/2024 10:15	0.0112	Vertical
12/30/2024 13:45	0.0164	Transverse
12/31/2024 10:30	0.0106	Vertical
1/1/2025 0:30	0.022	Vertical
1/2/2025 18:15	0.0137	Vertical
1/3/2025 15:15	0.0183	Transverse
1/4/2025 16:15	0.0304	Vertical
1/5/2025 18:00	0.0375	Longitudinal
1/6/2025 8:00	0.0152	Vertical
1/7/2025 10:15	0.0205	Vertical
1/8/2025 6:59	0.0143	Vertical
1/9/2025 14:45	0.0174	Transverse
1/10/2025 18:45	0.027	Vertical
1/11/2025 11:45	0.0301	Vertical
1/12/2025 13:15	0.0797	Vertical
1/13/2025 22:15	0.0438	Vertical
1/14/2025 21:45	0.0323	Vertical
1/15/2025 16:00	0.0419	Transverse
1/16/2025 0:00	0.0267	Vertical
1/17/2025 22:15	0.0186	Vertical
1/18/2025 10:45	0.0195	Vertical
1/19/2025 9:30	0.0254	Vertical
1/20/2025 10:59	0.0158	Vertical
1/21/2025 14:45	0.0773	Longitudinal
1/22/2025 9:30	0.0472	Vertical
1/23/2025 14:35	0.1123	Longitudinal

9008 Collins VM2 Vibration Monitor - Maximum Daily Values		
Timestamp	Peak Particle Velocity (in./sec.)	Axis (Longitudinal/Transverse/Vertical)
1/24/2025 9:15	0.0583	Vertical
1/25/2025 12:30	0.0161	Transverse
1/26/2025 22:45	0.0363	Longitudinal
1/27/2025 9:15	0.0555	Vertical
1/28/2025 8:59	0.0602	Vertical
1/29/2025 14:45	0.0248	Vertical
1/30/2025 2:15	0.0205	Vertical
1/31/2025 2:30	0.0205	Longitudinal
2/1/2025 16:59	0.0273	Vertical
2/2/2025 18:45	0.0189	Vertical
2/3/2025 10:00	0.0177	Vertical
2/4/2025 6:59	0.0205	Longitudinal
2/5/2025 17:19	0.0273	Vertical
2/6/2025 19:30	0.0183	Vertical
2/7/2025 8:45	0.0211	Vertical
2/8/2025 9:30	0.022	Vertical
2/9/2025 8:15	0.0214	Vertical
2/10/2025 14:00	0.027	Vertical
2/11/2025 8:15	0.0195	Vertical
2/12/2025 9:30	0.0248	Vertical
2/13/2025 12:45	0.0208	Vertical
2/14/2025 16:59	0.023	Vertical
2/15/2025 18:45	0.0385	Vertical
2/16/2025 15:15	0.0462	Longitudinal
2/17/2025 14:45	0.0078	Vertical
2/18/2025 10:45	0.013	Transverse
2/19/2025 15:45	0.0146	Vertical
2/20/2025 17:15	0.0211	Vertical
2/21/2025 16:30	0.045	Transverse
2/22/2025 12:45	0.0199	Vertical
2/23/2025 14:45	0.013	Longitudinal
2/24/2025 10:15	0.0202	Transverse
2/25/2025 15:30	0.0158	Vertical
2/26/2025 16:59	0.018	Vertical
2/27/2025 15:17	0.0664	Longitudinal
2/28/2025 18:59	0.0332	Vertical
3/1/2025 8:59	0.0242	Transverse
3/2/2025 0:00	0.0217	Vertical
3/3/2025 9:30	0.0267	Vertical
3/4/2025 14:00	0.0152	Vertical
3/5/2025 17:30	0.0211	Vertical
3/6/2025 8:00	0.0174	Vertical
3/7/2025 17:45	0.0227	Vertical

9008 Collins VM2 Vibration Monitor - Maximum Daily Values		
Timestamp	Peak Particle Velocity (in./sec.)	Axis (Longitudinal/Transverse/Vertical)
3/8/2025 13:30	0.0192	Vertical
3/9/2025 1:30	0.022	Vertical
3/10/2025 10:30	0.0289	Vertical
3/11/2025 15:02	0.314	Longitudinal
3/12/2025 16:30	0.0202	Vertical
3/13/2025 11:00	0.0332	Vertical
3/14/2025 19:00	0.0195	Vertical
3/15/2025 9:45	0.0223	Vertical
3/16/2025 19:15	0.0127	Vertical
3/17/2025 17:00	0.0351	Vertical
3/18/2025 7:00	0.0183	Longitudinal
3/19/2025 20:30	0.0217	Vertical
3/20/2025 16:30	0.0239	Vertical
3/21/2025 9:30	0.0192	Transverse
3/22/2025 17:30	0.0276	Vertical
3/23/2025 10:30	0.0183	Vertical
3/24/2025 8:45	0.0344	Transverse
3/25/2025 8:15	0.0354	Transverse
3/26/2025 9:01	0.0217	Vertical
3/27/2025 10:30	0.0217	Vertical
3/28/2025 15:30	0.027	Vertical
3/29/2025 10:15	0.078	Vertical
3/30/2025 21:00	0.074	Vertical
3/31/2025 9:01	0.0168	Vertical
4/1/2025 9:59	0.0298	Transverse
4/2/2025 18:21	0.0832	Longitudinal
4/3/2025 19:45	0.022	Vertical
4/4/2025 22:30	0.0326	Vertical
4/5/2025 9:30	0.0285	Vertical
4/6/2025 17:59	0.0127	Vertical
4/7/2025 9:59	0.0329	Vertical
4/8/2025 15:30	0.0894	Transverse
4/9/2025 23:30	0.0307	Vertical
4/10/2025 10:15	0.0267	Vertical
4/11/2025 9:59	0.0375	Vertical
4/12/2025 2:15	0.0127	Transverse
4/13/2025 22:30	0.0199	Vertical
4/14/2025 14:30	0.0338	Longitudinal
4/15/2025 13:45	0.0183	Longitudinal
4/16/2025 10:15	0.0189	Vertical
4/17/2025 7:59	0.0195	Vertical
4/18/2025 14:15	0.0146	Vertical
4/19/2025 21:15	0.0363	Vertical

9008 Collins VM2 Vibration Monitor - Maximum Daily Values		
Timestamp	Peak Particle Velocity (in./sec.)	Axis (Longitudinal/Transverse/Vertical)
4/20/2025 19:15	0.0239	Vertical
4/21/2025 7:45	0.0192	Vertical
4/22/2025 15:15	0.0583	Vertical
4/23/2025 23:30	0.0233	Vertical
4/24/2025 7:45	0.0192	Vertical
4/25/2025 15:15	0.0317	Transverse
4/26/2025 20:16	0.0317	Longitudinal
4/27/2025 11:15	0.0208	Vertical
4/28/2025 7:59	0.029	Vertical
4/29/2025 8:15	0.023	Vertical
4/30/2025 8:30	0.02	Vertical
5/1/2025 7:15	0.03	Vertical
5/2/2025 14:30	0.016	Vertical
5/3/2025 7:59	0.024	Vertical
5/4/2025 12:15	0.017	Vertical
5/5/2025 8:15	0.016	Vertical
5/6/2025 18:45	0.026	Vertical
5/7/2025 7:45	0.022	Vertical
5/8/2025 18:15	0.107	Transverse
5/9/2025 11:30	0.017	Transverse
5/10/2025 12:45	0.038	Vertical
5/11/2025 11:59	0.021	Vertical
5/12/2025 9:15	0.017	Vertical
5/13/2025 9:00	0.017	Vertical
5/14/2025 9:59	0.018	Vertical
5/15/2025 7:59	0.04	Vertical
5/16/2025 8:15	0.022	Vertical
5/17/2025 15:30	0.02	Transverse
5/18/2025 11:45	0.016	Vertical
5/19/2025 9:59	0.03	Transverse
5/20/2025 11:15	0.015	Vertical
5/21/2025 7:15	0.052	Longitudinal
5/22/2025 23:45	0.016	Vertical
5/23/2025 17:59	0.02	Vertical
5/24/2025 11:59	0.022	Vertical
5/25/2025 12:30	0.015	Vertical
5/26/2025 11:59	0.008	Vertical
5/27/2025 14:45	0.018	Transverse
5/28/2025 12:30	0.028	Vertical
5/29/2025 7:30	0.012	Vertical
5/30/2025 10:30	0.021	Vertical
5/31/2025 12:45	0.017	Vertical
6/1/2025 23:30	0.021	Vertical

9008 Collins VM2 Vibration Monitor - Maximum Daily Values		
Timestamp	Peak Particle Velocity (in./sec.)	Axis (Longitudinal/Transverse/Vertical)
6/2/2025 22:45	0.022	Vertical
6/3/2025 10:45	0.024	Longitudinal
6/4/2025 14:30	0.019	Vertical
6/5/2025 10:45	0.111	Longitudinal
6/6/2025 8:30	0.036	Vertical
6/7/2025 2:30	0.017	Vertical
6/8/2025 15:30	0.01	Vertical
6/9/2025 10:15	0.025	Transverse
6/10/2025 8:45	0.016	Vertical
6/11/2025 11:45	0.021	Vertical
6/12/2025 7:30	0.008	Vertical
6/13/2025 20:45	0.02	Vertical
6/14/2025 10:45	0.019	Vertical
6/15/2025 11:30	0.02	Vertical
6/16/2025 6:45	0.02	Vertical
6/17/2025 7:00	0.012	Vertical
6/18/2025 7:45	0.013	Vertical
6/19/2025 7:00	0.012	Vertical
6/20/2025 9:59	0.013	Vertical
6/21/2025 13:15	0.013	Vertical
6/22/2025 23:15	0.008	Vertical
6/23/2025 7:59	0.009	Vertical
6/24/2025 7:15	0.03	Longitudinal
6/25/2025 13:00	0.01	Vertical
6/26/2025 8:15	0.01	Vertical
6/27/2025 8:15	0.016	Vertical
6/28/2025 1:15	0.055	Longitudinal
6/29/2025 19:15	0.018	Vertical
6/30/2025 11:59	0.015	Vertical
7/1/2025 15:30	0.016	Vertical
7/2/2025 14:15	0.085	Vertical
7/3/2025 13:45	0.042	Longitudinal
7/4/2025 0:45	0.007	Vertical
7/5/2025 13:15	0.017	Vertical
7/6/2025 9:45	0.019	Vertical
7/7/2025 16:45	0.027	Longitudinal
7/8/2025 11:00	0.011	Vertical
7/9/2025 6:45	0.008	Transverse
7/10/2025 10:30	0.017	Vertical
7/11/2025 10:45	0.016	Vertical
7/12/2025 21:59	0.016	Vertical
7/13/2025 20:45	0.013	Vertical
7/14/2025 8:45	0.016	Vertical

9008 Collins VM2 Vibration Monitor - Maximum Daily Values		
Timestamp	Peak Particle Velocity (in./sec.)	Axis (Longitudinal/Transverse/Vertical)
7/15/2025 16:15	0.296	Transverse
7/16/2025 19:00	0.01	Vertical
7/17/2025 15:12	0.237	Vertical
7/18/2025 6:30	0.022	Vertical
7/19/2025 13:00	0.013	Vertical
7/20/2025 11:30	0.012	Vertical
7/21/2025 13:15	0.021	Transverse
7/22/2025 16:30	0.01	Vertical
7/23/2025 17:00	0.014	Vertical
7/24/2025 9:59	0.038	Vertical
7/25/2025 11:15	0.016	Vertical
7/26/2025 11:15	0.015	Vertical
7/27/2025 11:59	0.006	Vertical
7/28/2025 14:15	0.013	Vertical
7/29/2025 15:00	0.017	Vertical
7/30/2025 7:45	0.016	Vertical
7/31/2025 7:37	0.407	Transverse
8/1/2025 14:30	0.255	Transverse
8/2/2025 12:47	0.022	Vertical
8/3/2025 11:47	0.013	Vertical
8/4/2025 10:17	0.03	Vertical
8/5/2025 7:47	0.01	Vertical
8/6/2025 15:30	0.122	Vertical
8/7/2025 15:45	0.016	Vertical
8/8/2025 9:59	0.016	Vertical
8/9/2025 11:30	0.049	Vertical
8/10/2025 1:15	0.006	Vertical
8/11/2025 15:45	0.014	Vertical
8/12/2025 10:45	0.021	Vertical
8/13/2025 18:45	0.024	Vertical
8/14/2025 17:00	0.02	Vertical
8/15/2025 19:45	0.023	Vertical
8/16/2025 9:59	0.024	Vertical
8/17/2025 15:59	0.006	Vertical
8/18/2025 11:59	0.028	Vertical
8/19/2025 15:59	0.023	Vertical
8/20/2025 17:02	0.013	Transverse
8/21/2025 16:32	0.019	Vertical
8/22/2025 17:02	0.015	Vertical
8/23/2025 16:17	0.036	Vertical
8/24/2025 13:59	0.008	Longitudinal
8/25/2025 9:02	0.007	Vertical
8/26/2025 7:02	0.026	Vertical

9008 Collins VM2 Vibration Monitor - Maximum Daily Values		
Timestamp	Peak Particle Velocity (in./sec.)	Axis (Longitudinal/Transverse/Vertical)
8/27/2025 14:56	0.433	Transverse
8/28/2025 7:30	0.029	Transverse
8/29/2025 11:45	0.016	Vertical
8/30/2025 9:00	0.028	Vertical
8/31/2025 9:15	0.005	Vertical
9/1/2025 9:59	0.016	Vertical
9/2/2025 17:15	0.012	Vertical
9/3/2025 20:30	0.02	Vertical
9/4/2025 8:30	0.013	Vertical
9/5/2025 12:36	0.464	Vertical
9/6/2025 11:59	0.024	Vertical
9/7/2025 3:15	0.006	Vertical
9/8/2025 15:45	0.023	Vertical
9/9/2025 9:59	0.021	Vertical
9/10/2025 13:15	0.011	Vertical
9/11/2025 9:00	0.01	Vertical
9/12/2025 7:30	0.016	Longitudinal
9/13/2025 17:00	0.015	Vertical
9/14/2025 17:00	0.026	Longitudinal
9/15/2025 19:30	0.017	Vertical
9/16/2025 8:45	0.058	Vertical
9/17/2025 17:26	0.172	Transverse
9/18/2025 12:30	0.031	Vertical
9/19/2025 15:30	0.025	Vertical
9/20/2025 19:45	0.025	Vertical
9/21/2025 19:45	0.017	Vertical
9/22/2025 11:45	0.021	Vertical
9/23/2025 10:15	0.024	Vertical
9/24/2025 10:30	0.031	Vertical
9/25/2025 10:30	0.038	Vertical
9/26/2025 7:15	0.028	Vertical
9/27/2025 10:30	0.007	Vertical
9/28/2025 8:45	0.006	Longitudinal
9/29/2025 7:00	0.017	Vertical
9/30/2025 10:30	0.021	Vertical
10/1/2025 9:59	0.021	Vertical
10/2/2025 8:15	0.012	Vertical
10/3/2025 11:00	0.025	Vertical
10/4/2025 14:15	0.011	Transverse
10/5/2025 18:45	0.006	Transverse
10/6/2025 12:15	0.018	Vertical
10/7/2025 14:15	0.024	Vertical
10/8/2025 10:45	0.017	Vertical

9008 Collins VM2 Vibration Monitor - Maximum Daily Values		
Timestamp	Peak Particle Velocity (in./sec.)	Axis (Longitudinal/Transverse/Vertical)
10/9/2025 19:00	0.025	Vertical
10/10/2025 0:15	0.034	Vertical
10/11/2025 12:30	0.025	Transverse
10/12/2025 17:00	0.018	Vertical
10/13/2025 19:45	0.02	Vertical
10/14/2025 22:45	0.045	Vertical
10/15/2025 11:48	0.252	Transverse
10/16/2025 16:15	0.017	Vertical
10/17/2025 7:30	0.011	Vertical
10/18/2025 15:30	0.013	Vertical
10/19/2025 14:15	0.007	Vertical
10/20/2025 13:00	0.013	Vertical
10/21/2025 10:30	0.02	Vertical
10/22/2025 15:59	0.016	Vertical
10/23/2025 10:14	0.353	Transverse
10/24/2025 18:15	0.019	Vertical
10/25/2025 11:59	0.014	Vertical
10/26/2025 1:00	0.016	Longitudinal
10/27/2025 9:59	0.035	Vertical
10/28/2025 10:30	0.025	Vertical
10/29/2025 9:45	0.013	Vertical
10/30/2025 8:45	0.022	Vertical
10/31/2025 9:59	0.021	Vertical
11/1/2025 13:59	0.015	Vertical
11/2/2025 18:15	0.011	Vertical
11/3/2025 16:15	0.033	Transverse
11/4/2025 7:15	0.019	Vertical
11/5/2025 16:45	0.028	Vertical
11/6/2025 18:00	0.016	Vertical
11/7/2025 17:15	0.029	Vertical
11/8/2025 8:59	0.016	Vertical
11/9/2025 19:30	0.016	Vertical
11/10/2025 10:45	0.023	Vertical
11/11/2025 9:31	0.181	Transverse
11/12/2025 23:32	0.012	Vertical
11/13/2025 16:32	0.019	Vertical
11/14/2025 16:02	0.012	Vertical
11/15/2025 1:17	0.012	Vertical
11/19/2025 22:00	0.007	Longitudinal
11/20/2025 8:30	0.013	Vertical
11/21/2025 8:45	0.016	Vertical
11/22/2025 23:45	0.01	Vertical
11/23/2025 17:45	0.02	Vertical

9008 Collins VM2 Vibration Monitor - Maximum Daily Values		
Timestamp	Peak Particle Velocity (in./sec.)	Axis (Longitudinal/Transverse/Vertical)
11/24/2025 18:59	0.034	Vertical
11/25/2025 16:00	0.013	Vertical
11/26/2025 7:30	0.014	Vertical
11/27/2025 7:45	0.006	Vertical
11/28/2025 16:59	0.02	Vertical
11/29/2025 9:31	0.024	Vertical
11/30/2025 17:15	0.008	Vertical
12/1/2025 16:15	0.02	Longitudinal
12/2/2025 6:59	0.017	Vertical
12/3/2025 10:00	0.022	Vertical
12/4/2025 18:00	0.056	Vertical
12/5/2025 20:01	0.022	Vertical
12/6/2025 10:59	0.014	Vertical
12/7/2025 6:45	0.015	Vertical
12/8/2025 16:31	0.096	Longitudinal
12/9/2025 15:30	0.022	Vertical
12/10/2025 14:45	0.021	Vertical
12/11/2025 8:15	0.015	Vertical
12/12/2025 9:15	0.031	Vertical
12/13/2025 13:15	0.031	Vertical
12/14/2025 8:30	0.015	Vertical
12/15/2025 13:45	0.013	Vertical
12/16/2025 11:30	0.017	Vertical
12/17/2025 13:15	0.018	Vertical
12/18/2025 15:45	0.024	Vertical
12/19/2025 10:59	0.016	Vertical
12/20/2025 3:45	0.075	Transverse
12/21/2025 12:00	0.017	Vertical
12/22/2025 16:15	0.031	Vertical
12/23/2025 11:38	0.465	Transverse
12/24/2025 20:30	0.031	Longitudinal
12/25/2025 0:00	0.011	Transverse
12/26/2025 18:15	0.026	Vertical
12/27/2025 18:30	0.042	Vertical
12/28/2025 1:30	0.016	Vertical
12/29/2025 17:45	0.02	Vertical
12/30/2025 18:30	0.03	Vertical
12/31/2025 9:30	0.024	Vertical
1/1/2026 18:59	0.012	Transverse
1/2/2026 7:45	0.012	Transverse
1/3/2026 10:15	0.017	Vertical
1/4/2026 12:59	0.013	Vertical
1/5/2026 16:30	0.019	Vertical

9008 Collins VM2 Vibration Monitor - Maximum Daily Values		
Timestamp	Peak Particle Velocity (in./sec.)	Axis (Longitudinal/Transverse/Vertical)
1/6/2026 14:27	0.086	Transverse
1/7/2026 8:59	0.008	Vertical
1/8/2026 16:16	0.012	Vertical
1/9/2026 23:15	0.026	Vertical
1/10/2026 20:45	0.013	Transverse
1/11/2026 12:59	0.018	Vertical
1/12/2026 8:45	0.04	Longitudinal
1/13/2026 14:00	0.034	Longitudinal
1/14/2026 20:15	0.022	Vertical
1/15/2026 9:15	0.019	Vertical
1/16/2026 12:32	0.303	Longitudinal
1/17/2026 18:31	0.019	Vertical
1/18/2026 20:30	0.016	Vertical
1/19/2026 7:30	0.019	Longitudinal
1/20/2026 13:46	0.017	Vertical
1/21/2026 8:00	0.027	Vertical
1/22/2026 7:15	0.018	Vertical
1/23/2026 7:45	0.014	Longitudinal
1/24/2026 10:45	0.016	Vertical
1/25/2026 9:45	0.02	Vertical
1/26/2026 16:45	0.019	Vertical
1/27/2026 10:45	0.023	Vertical
1/28/2026 20:31	0.03	Vertical
1/29/2026 20:59	0.014	Vertical
1/30/2026 19:30	0.022	Vertical
1/31/2026 10:59	0.024	Vertical
2/1/2026 5:45	0.01	Longitudinal
2/2/2026 6:59	0.03	Vertical
2/3/2026 10:00	0.029	Vertical
2/4/2026 8:00	0.03	Vertical
2/5/2026 18:59	0.021	Vertical
2/6/2026 7:30	0.026	Longitudinal
2/7/2026 14:15	0.023	Vertical
2/8/2026 10:47	0.02	Vertical
2/9/2026 14:59	0.277	Transverse
2/10/2026 10:00	0.02	Vertical
2/11/2026 20:30	0.019	Vertical
2/12/2026 12:59	0.048	Transverse
2/13/2026 8:15	0.029	Vertical
2/14/2026 16:30	0.012	Vertical
2/15/2026 11:45	0.019	Longitudinal
2/16/2026 19:45	0.022	Vertical
2/17/2026 7:16	0.03	Vertical

9008 Collins VM2 Vibration Monitor - Maximum Daily Values		
Timestamp	Peak Particle Velocity (in./sec.)	Axis (Longitudinal/Transverse/Vertical)
2/18/2026 6:59	0.028	Vertical
2/19/2026 7:15	0.028	Vertical
2/20/2026 11:45	0.043	Vertical
2/21/2026 12:45	0.019	Vertical
2/22/2026 8:00	0.016	Vertical
2/23/2026 6:59	0.034	Vertical
2/24/2026 7:16	0.032	Vertical
2/25/2026 6:59	0.039	Vertical
2/26/2026 6:59	0.029	Vertical
2/27/2026 18:00	0.028	Vertical
2/28/2026 16:15	0.021	Vertical
3/1/2026 18:30	0.012	Vertical
3/2/2026 6:45	0.0227	Vertical
3/3/2026 15:45	0.0214	Vertical
3/4/2026 14:15	0.0661	Vertical
3/5/2026 21:45	0.0273	Vertical
3/6/2026 9:30	0.0363	Vertical
3/7/2026 14:15	0.0227	Vertical
3/8/2026 22:45	0.0146	Vertical